



US00D779851S

(12) **United States Design Patent** (10) **Patent No.:** **US D779,851 S**
Bougay (45) **Date of Patent:** **** Feb. 28, 2017**

- (54) **SEAT**
- (71) Applicant: **JARDIN NETHERLANDS B.V.**, Rijen (NL)
- (72) Inventor: **Ayala Bougay**, Breda (NL)
- (73) Assignee: **JARDIN NETHERLANDS B.V.**, Rijen (NL)
- (**) Term: **15 Years**
- (21) Appl. No.: **29/558,688**
- (22) Filed: **Mar. 21, 2016**

Related U.S. Application Data

- (62) Division of application No. 29/512,900, filed on Dec. 23, 2014, now Pat. No. Des. 759,986.
- (51) **LOC (10) Cl.** **06-01**
- (52) **U.S. Cl.**
USPC **D6/370**
- (58) **Field of Classification Search**
USPC D6/334-336, 370, 371-373, 374, 376, D6/380, 716, 716.1, 716.2, 716.4
CPC A47C 11/00; A47C 4/02; A47C 4/03; A47C 5/06; A47C 4/16; A47C 7/22
See application file for complete search history.

References Cited

U.S. PATENT DOCUMENTS

D235,495 S *	6/1975	Laylon	D6/374
D657,584 S *	4/2012	Nigro	D6/370
D660,039 S *	5/2012	Grotta	D6/370
D684,786 S *	6/2013	McCord	D6/370
D711,661 S *	8/2014	Vanderminden	D6/370

(Continued)

Primary Examiner — Mimosa De
(74) *Attorney, Agent, or Firm* — Vorys, Sater, Seymour & Pease LLP

(57) **CLAIM**

The ornamental design for a seat, as shown and described.

DESCRIPTION

The patent or application file contains at least one drawing executed in color. Copies of this patent or patent application publication with color drawing(s) will be provided by the Office upon request and payment of the necessary fee.

FIG. 1 is a top perspective view for a seat of a first embodiment,
 FIG. 2 is a front view of the design as seen in FIG. 1;
 FIG. 3 is a rear elevational view of the design as seen in FIG. 1;
 FIG. 4 is a side elevational view of the design as seen in FIG. 1,
 FIG. 5 is another top perspective view for a seat of a second embodiment,
 FIG. 6 is a front view of the design as seen in FIG. 5;
 FIG. 7 is a rear elevational view of the design as seen in FIG. 5;
 FIG. 8 is a side elevational view of the design as seen in FIG. 5,
 FIG. 9 is another top perspective view for a seat of a third embodiment,
 FIG. 10 is a front view of the design as seen in FIG. 9;
 FIG. 11 is a rear elevational view of the design as seen in FIG. 9; and,
 FIG. 12 is a side elevational view of the design as seen in FIG. 9.

The broken lines shown throughout the drawings are for illustrative purposes only and form no part of the claimed design.

1 Claim, 12 Drawing Sheets
(12 of 12 Drawing Sheet(s) Filed in Color)



(56)

References Cited

U.S. PATENT DOCUMENTS

D717,557 S * 11/2014 Bougay D6/370
D717,558 S * 11/2014 Bougay D6/370
D759,986 S * 6/2016 Bougay D6/370

* cited by examiner



FIG. 1




FIG. 2




FIG. 3




FIG. 4



FIG. 5




FIG. 6




FIG. 7




FIG. 8



FIG. 9




FIG. 10




FIG. 11




FIG. 12