



US00D779838S

(12) **United States Design Patent** (10) **Patent No.:** **US D779,838 S**  
**Jones** (45) **Date of Patent:** **\*\* Feb. 28, 2017**

(54) **GARMENT HANGER**

(71) Applicant: **MAINETTI GMBH**, Detmold (DE)  
(72) Inventor: **Michael Edward Jones**, Ruthin (GB)  
(73) Assignee: **MAINETTI GMBH** (DE)  
(\*\*) Term: **15 Years**

(21) Appl. No.: **35/500,112**  
(22) Filed: **Aug. 7, 2015**

(80) **Hague Agreement Data**  
Int. Filing Date: **Aug. 7, 2015**  
Int. Reg. No.: **DM/087249**  
Int. Reg. Date: **Aug. 7, 2015**  
Int. Reg. Pub. Date: **Aug. 28, 2015**

(30) **Foreign Application Priority Data**  
Feb. 7, 2015 (GB) ..... 4039332  
Feb. 7, 2015 (GB) ..... 4039333  
Feb. 7, 2015 (GB) ..... 4039334  
Feb. 7, 2015 (GB) ..... 4039335  
Feb. 7, 2015 (GB) ..... 4039336  
(51) **LOC (10) Cl.** ..... **06-08**  
(52) **U.S. Cl.**  
USPC ..... **D6/318**  
(58) **Field of Classification Search**  
USPC ..... D6/315-320, 323, 325, 326  
CPC A47G 25/14; A47G 25/1407; A47G 25/1442;  
A47G 25/22; A47G 25/36; A47G 25/48;  
A47G 25/485; A47G 25/486; A47G 25/50  
See application file for complete search history.

(56) **References Cited**

U.S. PATENT DOCUMENTS

2,723,787 A \* 11/1955 Bransdorf ..... A47G 25/486  
223/93  
3,738,549 A \* 6/1973 Driscoll ..... A47G 25/50  
223/85  
4,157,776 A \* 6/1979 Dolan ..... A47G 25/36  
223/92

(Continued)

*Primary Examiner* — Mary Ann Calabrese  
(74) *Attorney, Agent, or Firm* — The Belles Group, P.C.

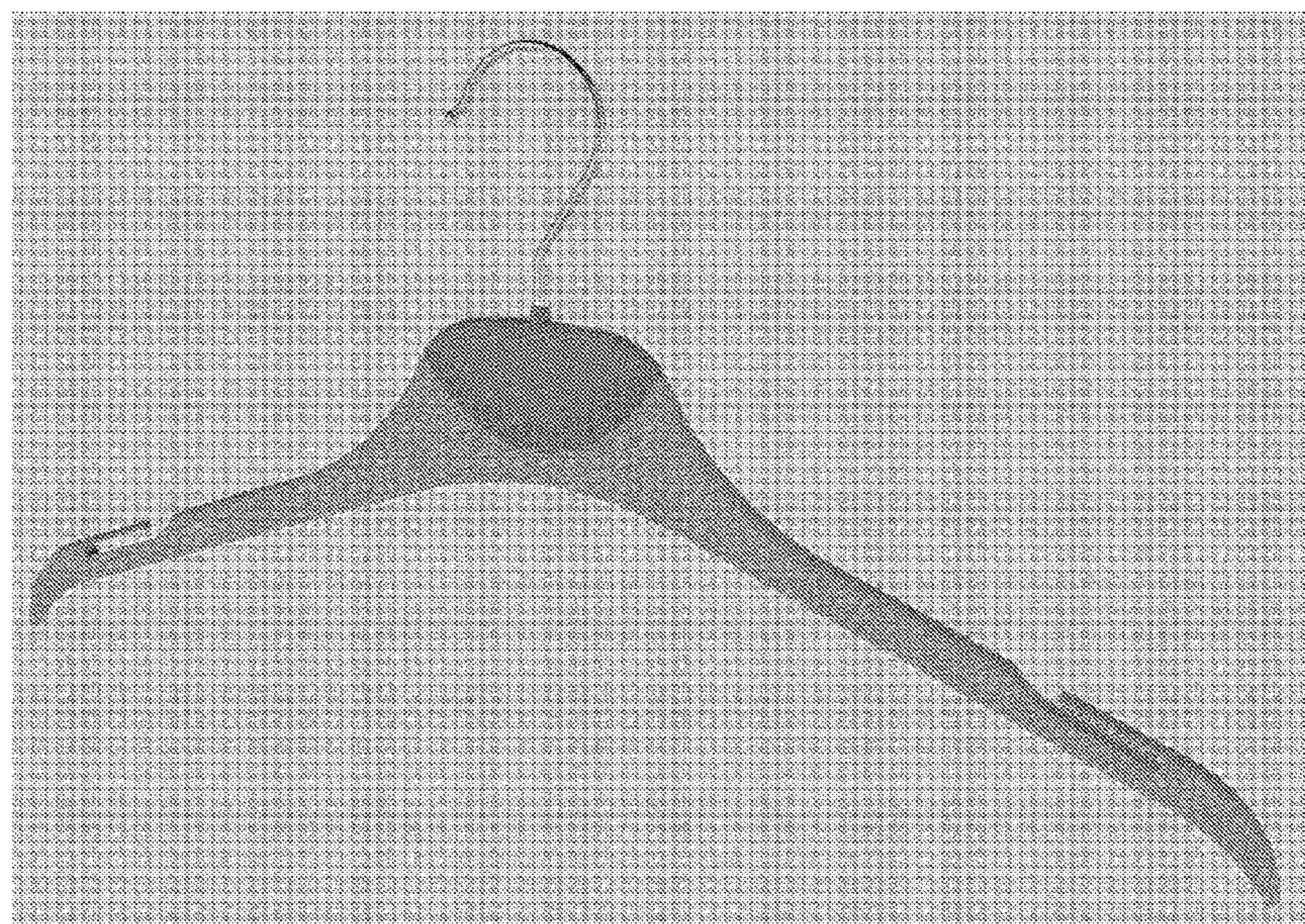
(57) **CLAIM**

The ornamental design for a garment hanger, as shown and described.

**DESCRIPTION**

**1.1** is a perspective view of a garment hanger according to a first embodiment of the present invention.  
**1.2** is a front view of the garment hanger of **1.1**.  
**1.3** is a top view of the garment hanger of **1.1**.  
**1.4** is a left-side view of the garment hanger of **1.1**.  
**1.5** is a rear view the garment hanger of **1.1**.  
**1.6** is a bottom view of the garment hanger of **1.1**.  
**1.7** is a right-side view of the garment hanger of **1.1**.  
**2.1** is a perspective view of a garment hanger according to a second embodiment of the present invention.  
**2.2** is a front view of the garment hanger of **2.1**.  
**2.3** is a top view of the garment hanger of **2.1**.  
**2.4** is a left-side view of the garment hanger of **2.1**.  
**2.5** is a rear view the garment hanger of **2.1**.  
**2.6** is a bottom view of the garment hanger of **2.1**.  
**2.7** is a right-side view of the garment hanger of **2.1**.  
The hook portion of the design that is shown in blue wash is excluded from protection.

**1 Claim, 14 Drawing Sheets**



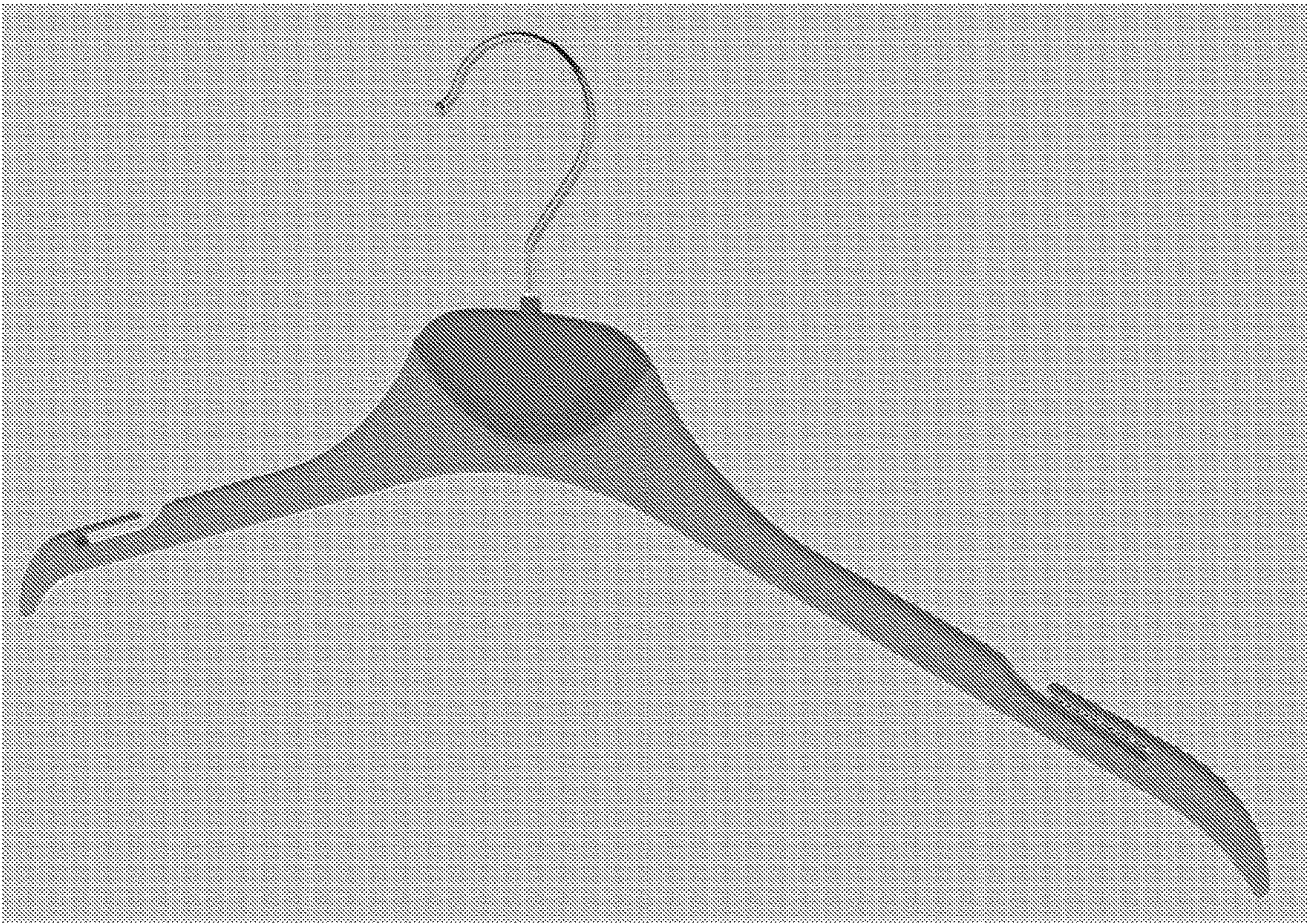
(56)

**References Cited**


U.S. PATENT DOCUMENTS

D502,007 S \* 2/2005 Schultz ..... D6/318  
D502,009 S \* 2/2005 Gouldson ..... D6/318  
7,537,142 B2 \* 5/2009 Yau ..... A47G 25/485  
223/85  
D607,217 S \* 1/2010 Warren ..... D6/318  
D654,276 S \* 2/2012 Jones ..... D6/318  
D722,236 S \* 2/2015 Jones ..... D6/318  
D759,391 S \* 6/2016 Jones ..... D6/318  
D759,983 S \* 6/2016 Shallcross ..... D6/326  
2003/0209577 A1 \* 11/2003 Gouldson ..... A47G 25/1442  
223/85  
2010/0006608 A1 \* 1/2010 Domb ..... A47G 25/60  
223/86  
2015/0028066 A1 \* 1/2015 Zechini ..... A47G 25/441  
223/85  
2015/0297011 A1 \* 10/2015 Jones ..... A47G 25/48  
223/85


\* cited by examiner




1.1



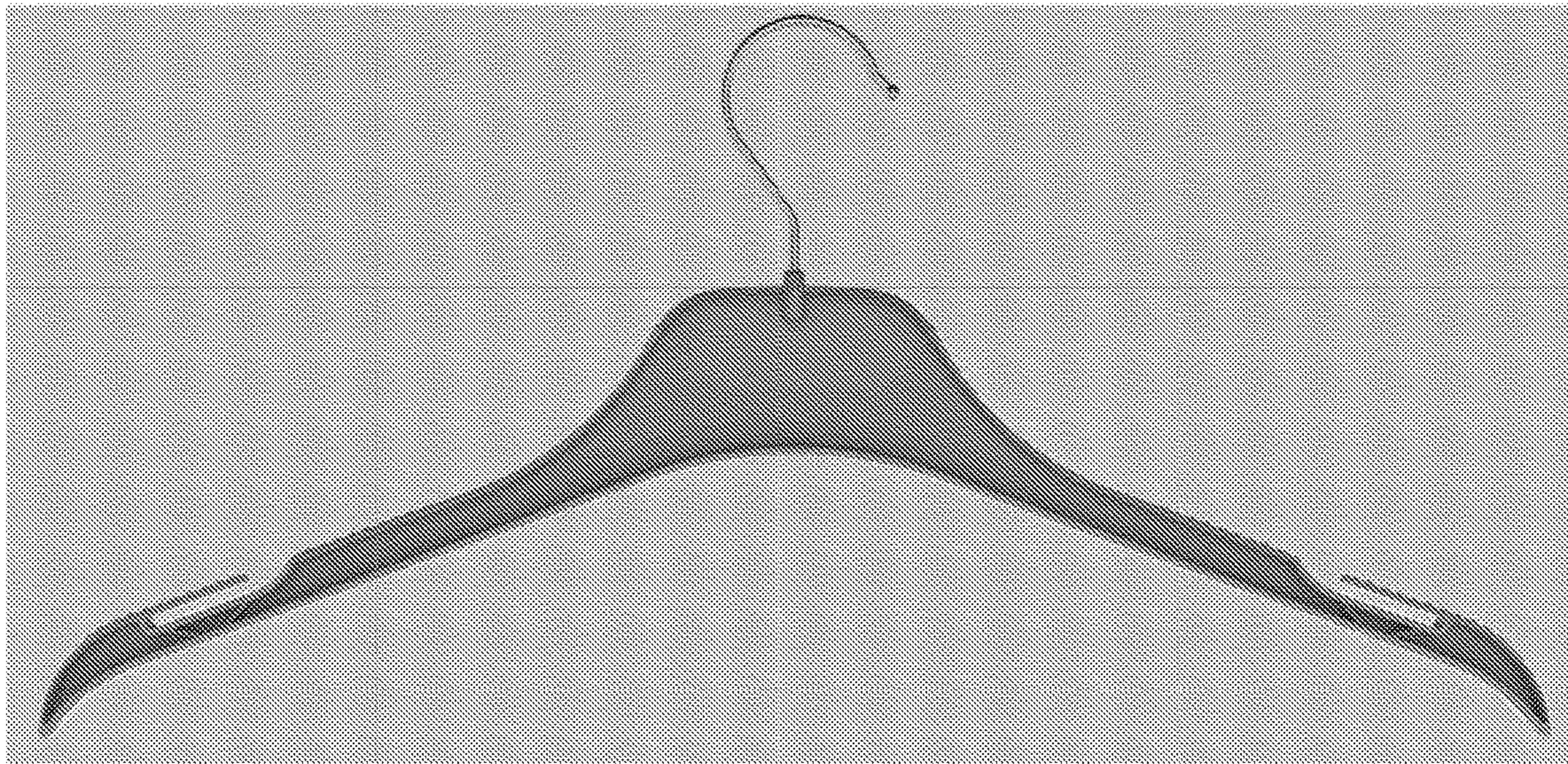
1.2



**1.3**



1.4



1.5




**1.6**






1.7




2.1



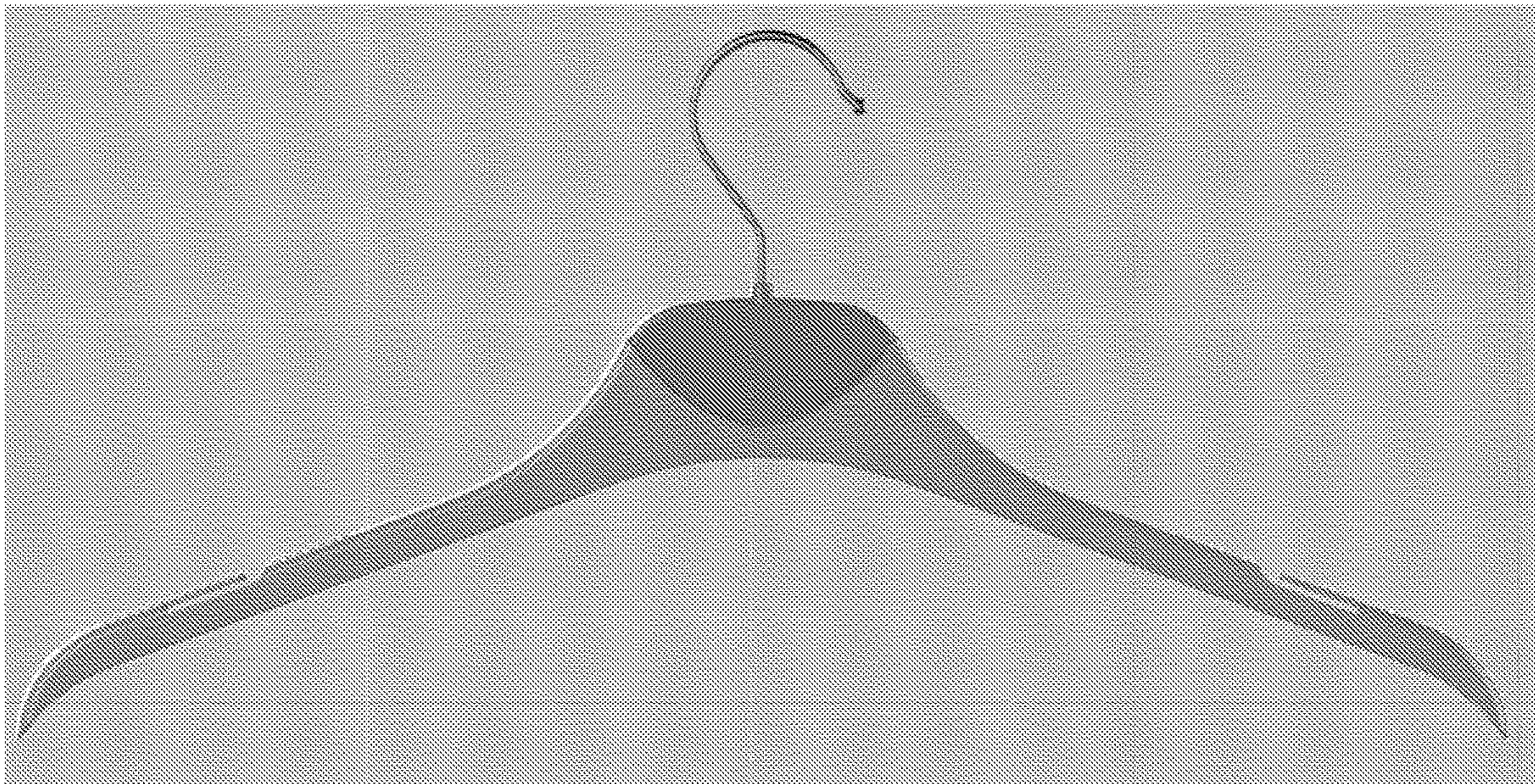
2.2




2.3



2.4



2.5



2.6



2.7