



US00D779817S

(12) **United States Design Patent**
Bartlett et al.

(10) **Patent No.:** **US D779,817 S**

(45) **Date of Patent:** **** Feb. 28, 2017**

(54) **BELT WITH POUCH**

(71) Applicant: **Overton Enterprises, LLC**, Austin, TX (US)

(72) Inventors: **Peter C. Bartlett**, Austin, TX (US);
Sarah G. Park, Austin, TX (US)

(73) Assignee: **Overton Enterprises, LLC**, Austin, TX (US)

(**) Term: **15 Years**

(21) Appl. No.: **29/545,185**

(22) Filed: **Nov. 10, 2015**

(51) **LOC (10) Cl.** **03-01**

(52) **U.S. Cl.**
USPC **D3/226**

(58) **Field of Classification Search**
USPC D3/214–217, 221, 224, 226, 231, 247,
D3/265–268, 300, 303, 229–230;
D2/610, 614, 624, 626–627, 629
CPC A41F 1/00; A41F 9/00; A41F 9/002; A41F
9/02; A41F 9/025; A45F 3/00; A45F
3/005; A45F 3/006; A45C 1/04
See application file for complete search history.

(56) **References Cited**

U.S. PATENT DOCUMENTS

1,606,667	A *	11/1926	Rosenberg	A41F 9/002 224/236
4,057,181	A *	11/1977	Finnigan	B60R 22/00 224/264
4,322,024	A *	3/1982	Kelly	A41F 9/002 224/235
4,327,853	A *	5/1982	Adams	A45C 1/04 224/222
D290,185	S *	6/1987	DiCavalcante	D3/230
D291,942	S *	9/1987	Green	D10/114.1
D347,733	S *	6/1994	Miller	224/221

(Continued)

OTHER PUBLICATIONS

SPIbelt, Hydration Belt Venture Series, as posted at Amazon.com [online], first review posted Mar. 17, 2016 [site visited Nov. 7, 2016]. Available from the Internet, <URL: https://www.amazon.com/SPIbelt-Hydration-Belt-Venture-Bottles/dp/B0197W9DEA>.*

Primary Examiner — Jeffrey D Asch

Assistant Examiner — Rebekah A Caruso

(74) *Attorney, Agent, or Firm* — Conley Rose, PC

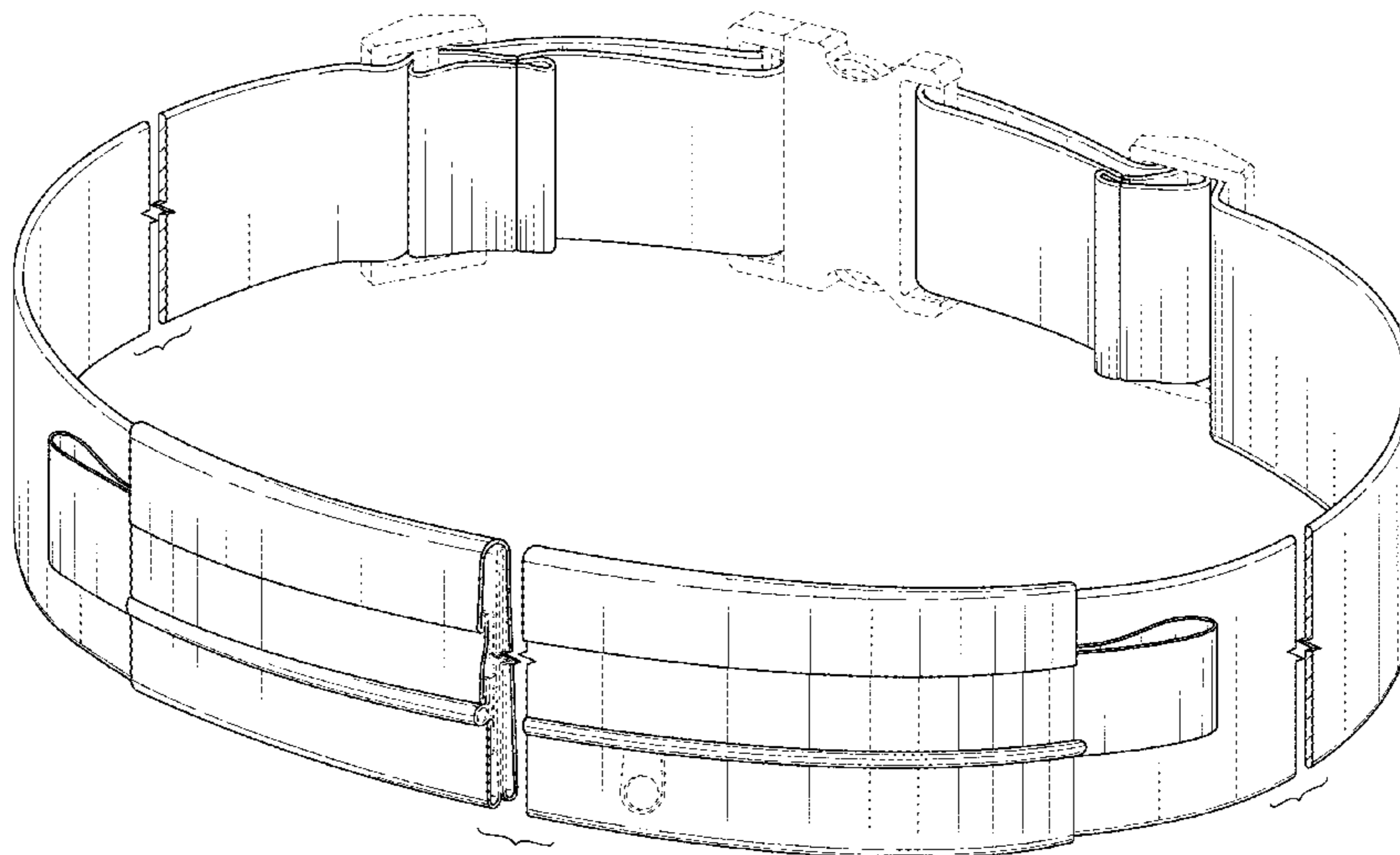
(57) **CLAIM**

The ornamental design for a belt with pouch, as shown and described.

DESCRIPTION

FIG. 1 is a perspective view of a belt with pouch showing our new design;
FIG. 2 is a front elevation view thereof;
FIG. 3 is a back elevation view thereof;
FIG. 4 is a first side elevation view thereof;
FIG. 5 is a second side elevation view thereof;
FIG. 6 is a top view thereof;
FIG. 7 is a bottom view thereof;
FIG. 8 is a cross-sectional view thereof taken substantially along line 8-8 of FIG. 6; and,
FIG. 9 is a perspective view of the belt with pouch belt in use.
The belt with pouch is shown with three symbolic breaks in its length. The appearance of any portion of the article between the break lines forms no part of the claimed design. The portions of the belt with pouch depicted in broken lines forms no part of the claimed design. The broken lines shown in FIG. 9 depict environmental subject matter and form no part of the claimed design.

1 Claim, 7 Drawing Sheets



(56)

References Cited

U.S. PATENT DOCUMENTS

D368,580	S	*	4/1996	Poindexter	D3/215
D397,548	S	*	9/1998	Peck	D3/215
D446,359	S	*	8/2001	Arthur	D29/101.5
D612,150	S	*	3/2010	Overton	D3/226
D623,850	S	*	9/2010	Exum	D3/215
D630,012	S	*	1/2011	Pomerantz	D3/221
D653,028	S	*	1/2012	Willows	D3/226
D661,484	S	*	6/2012	Hamra	D3/224
D668,862	S	*	10/2012	Pomerantz	D3/224
D695,008	S	*	12/2013	Pomerantz	D3/221
D706,532	S	*	6/2014	Wilbur	D3/215
D718,522	S	*	12/2014	Larsen	D3/215
D721,227	S	*	1/2015	Milligan	D3/221
D724,316	S	*	3/2015	Nejjar	D3/226
D737,048	S	*	8/2015	Sekula	D3/224
D738,618	S	*	9/2015	Do	D3/226
D740,549	S	*	10/2015	Nejjar	D3/226
D746,051	S	*	12/2015	Conway	D3/226
D753,244	S	*	4/2016	Hovey	D21/662

* cited by examiner

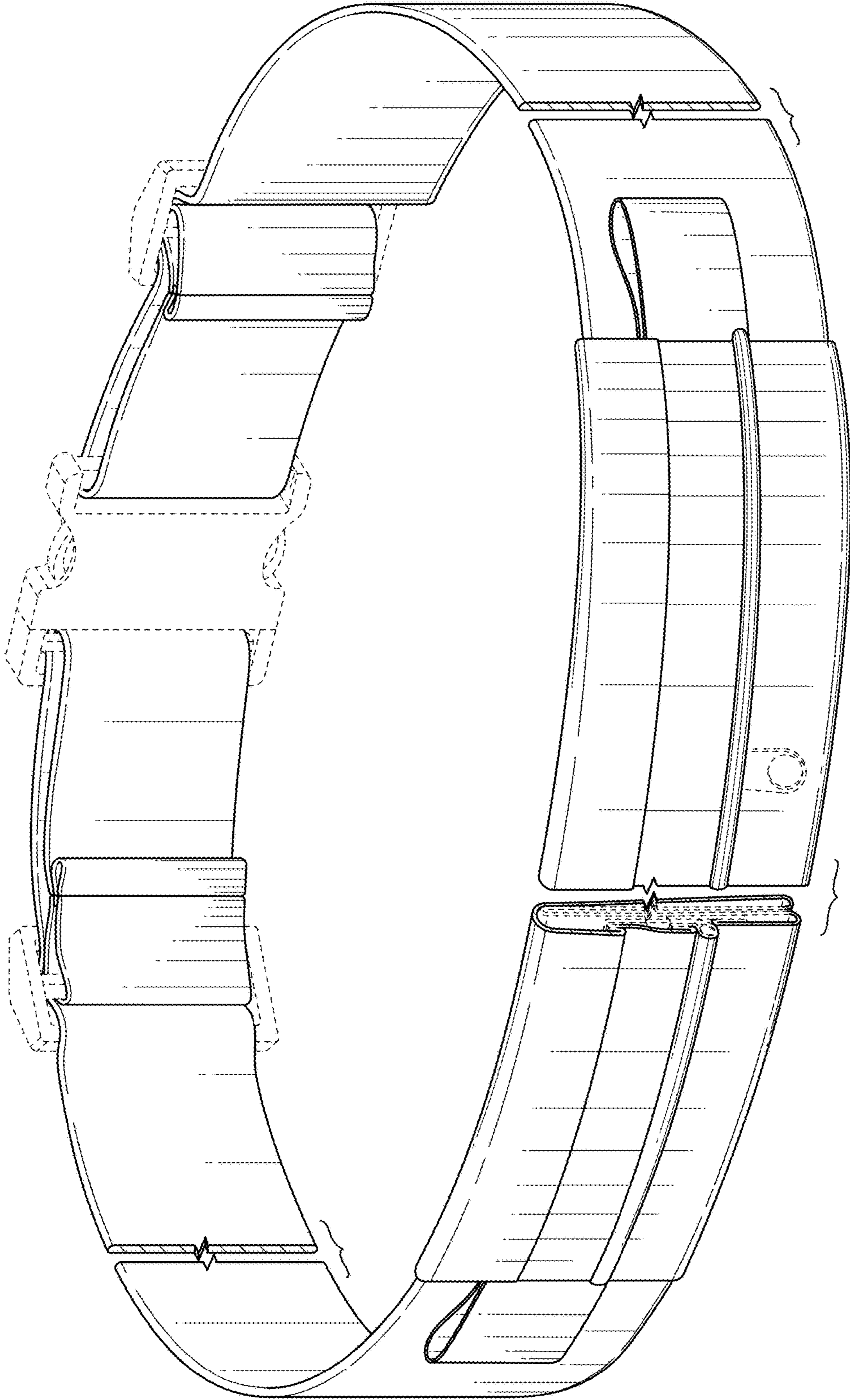


FIG. 1

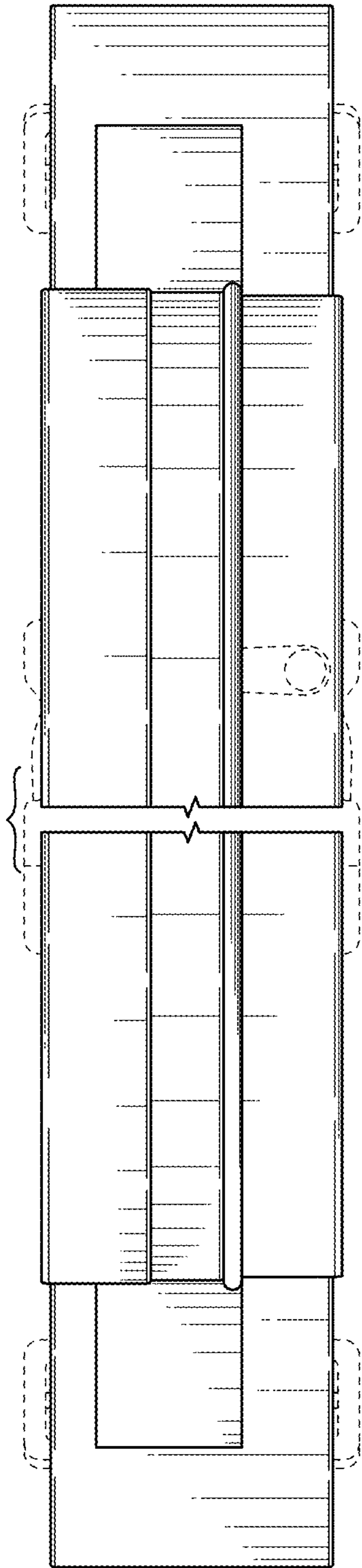


FIG. 2

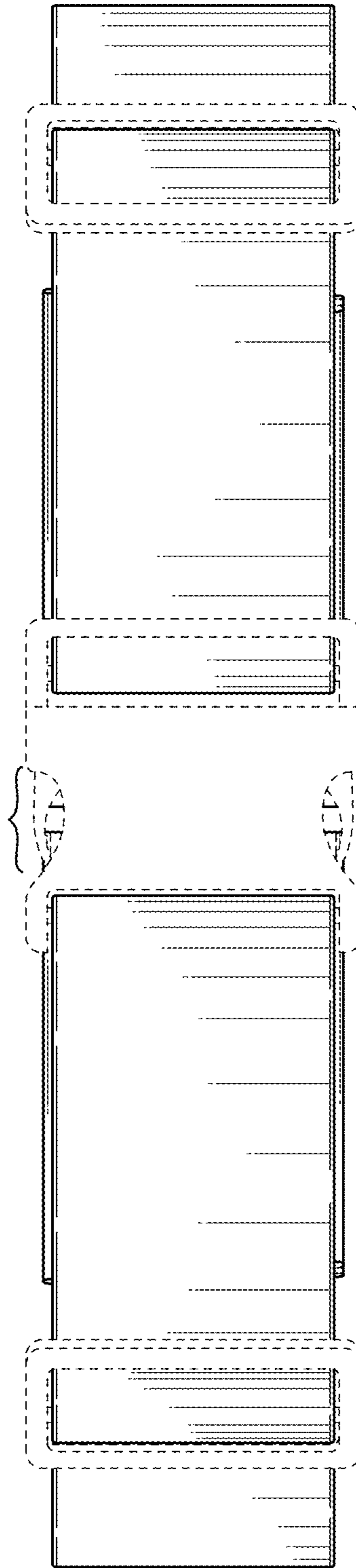


FIG. 3

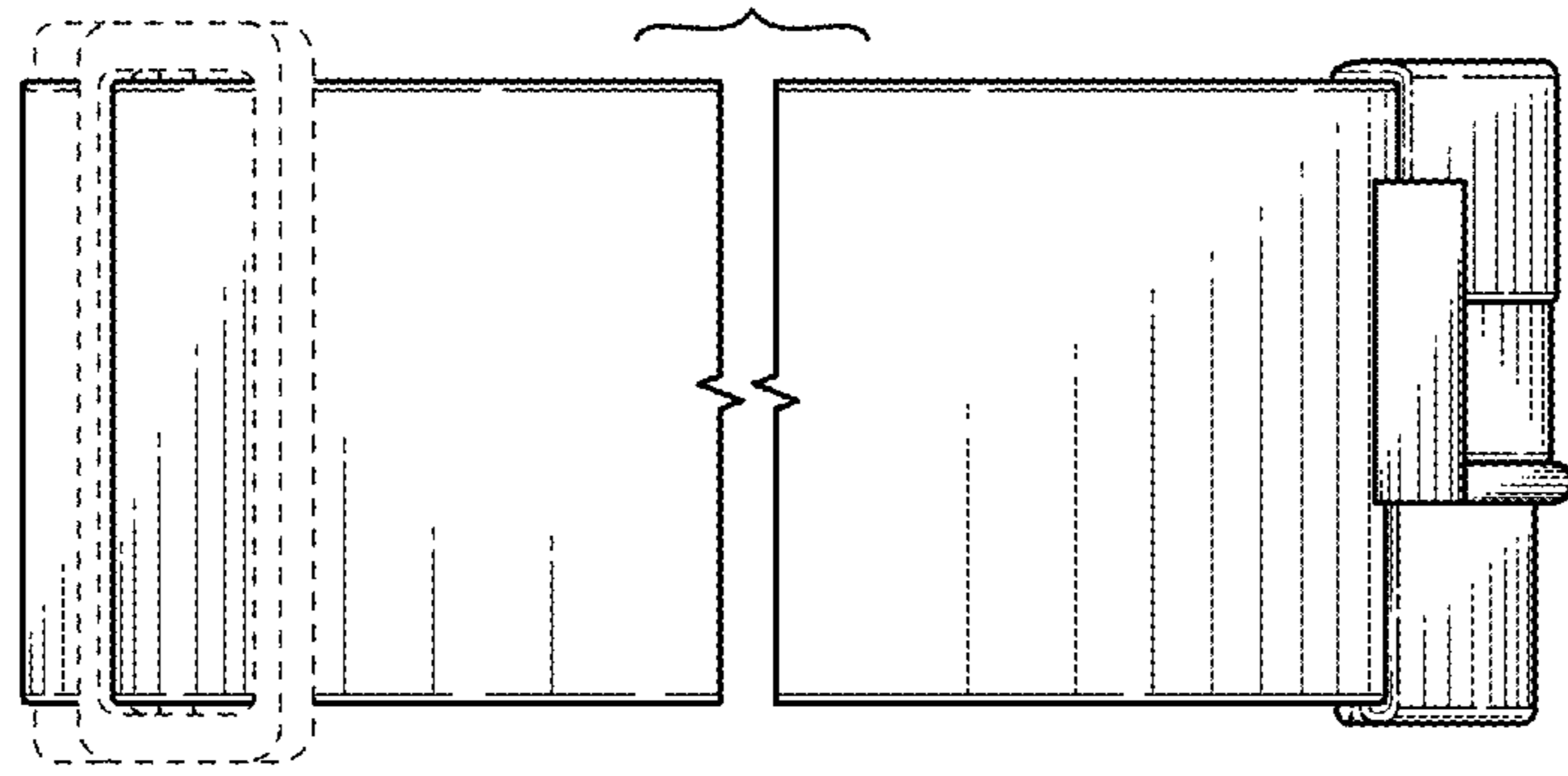


FIG. 4

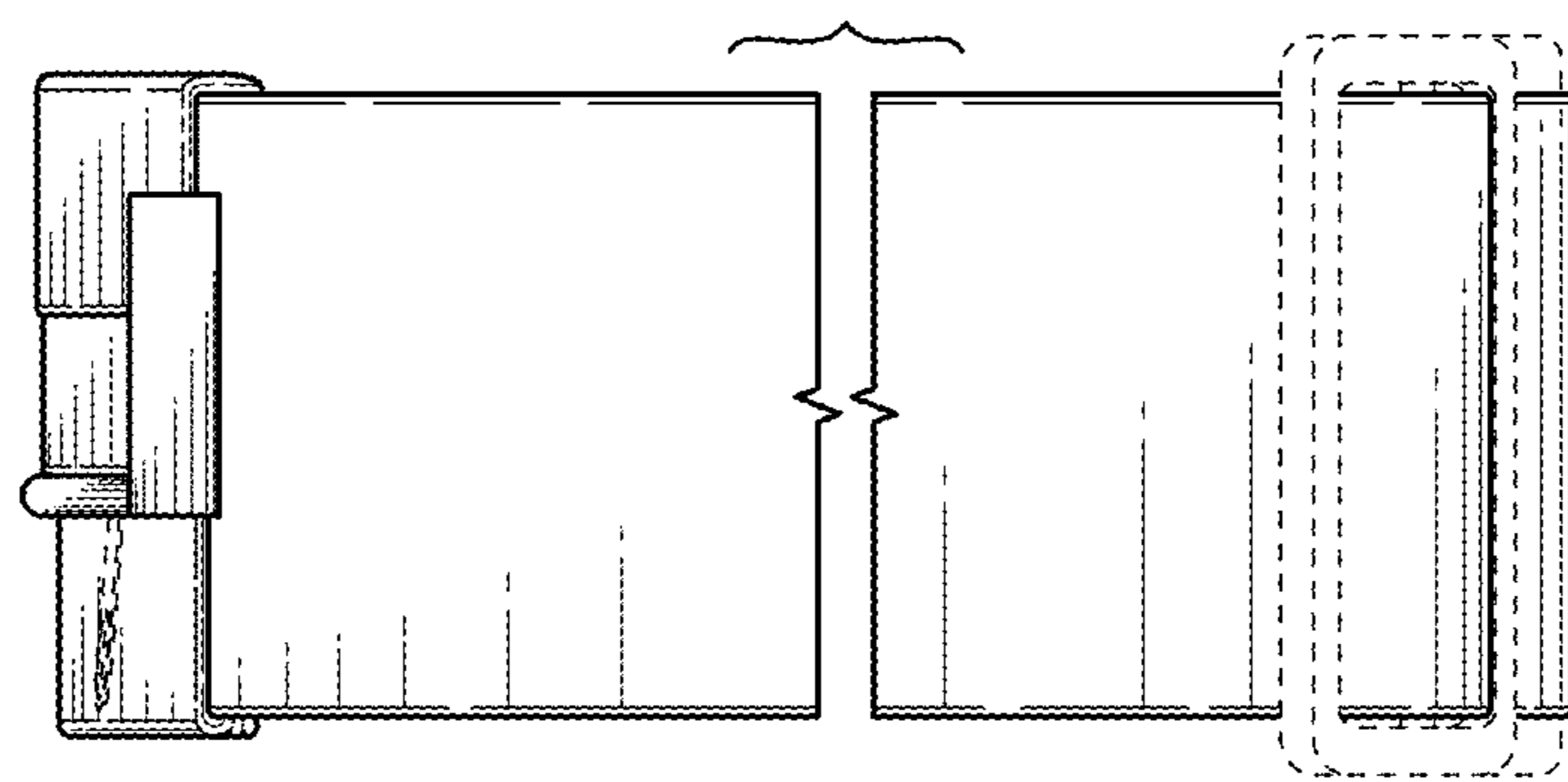


FIG. 5

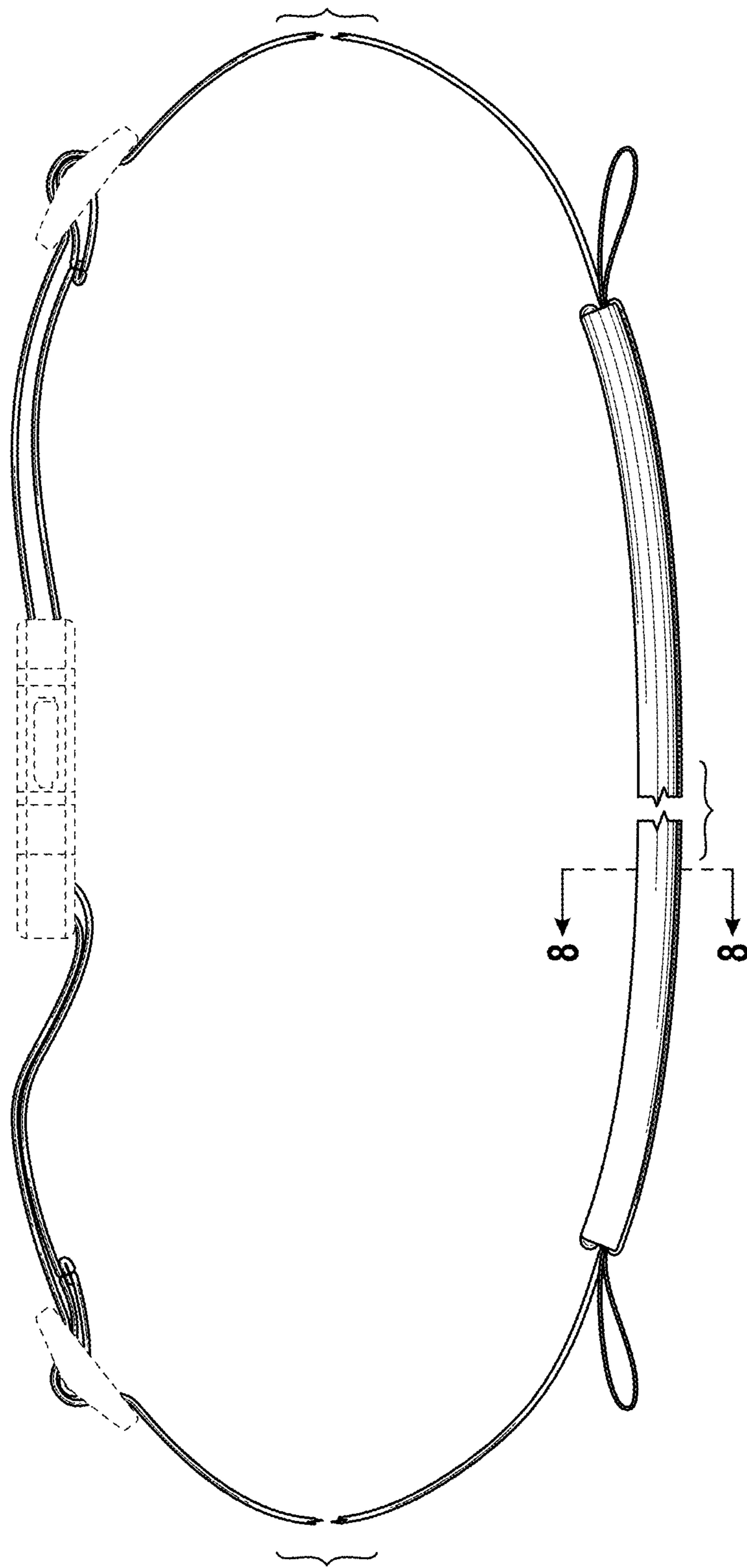


FIG. 6

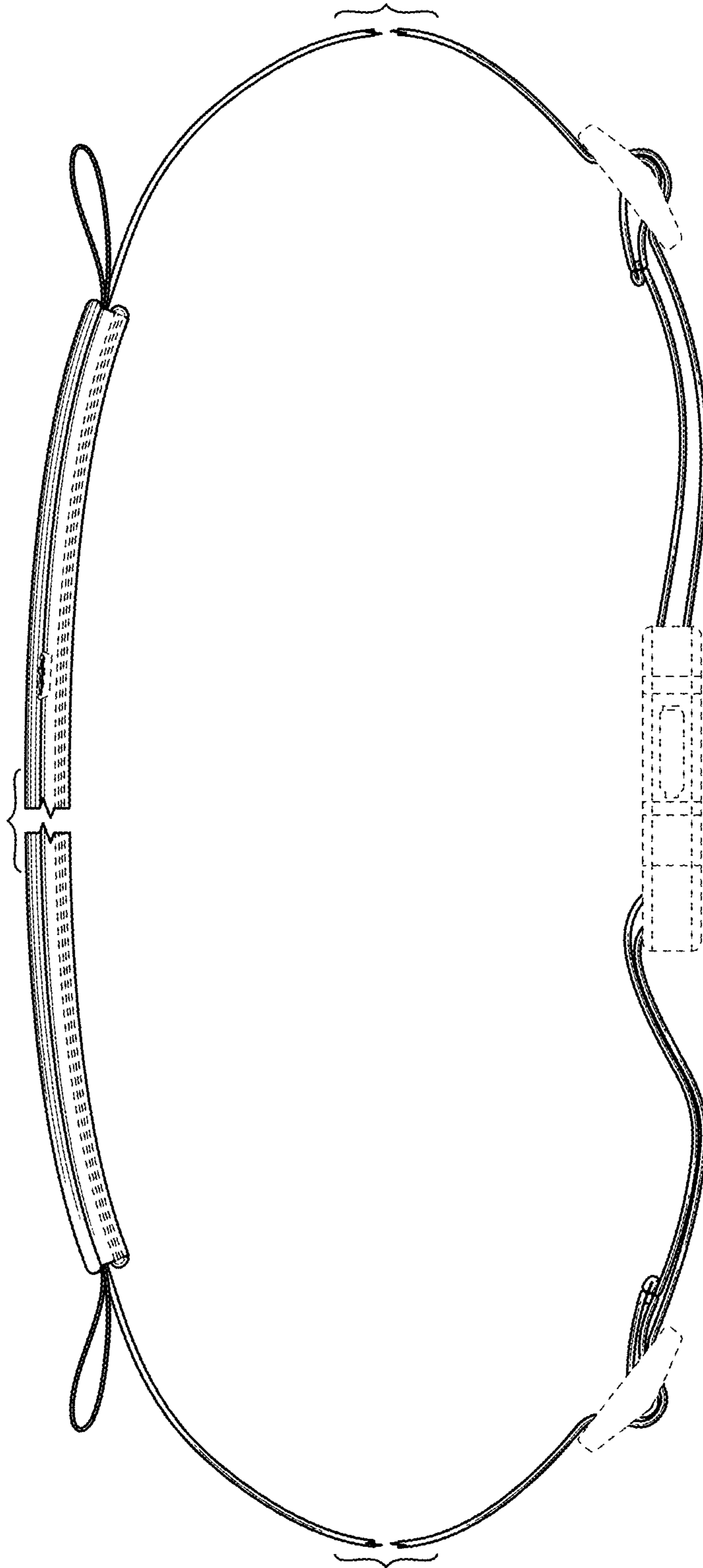


FIG. 7

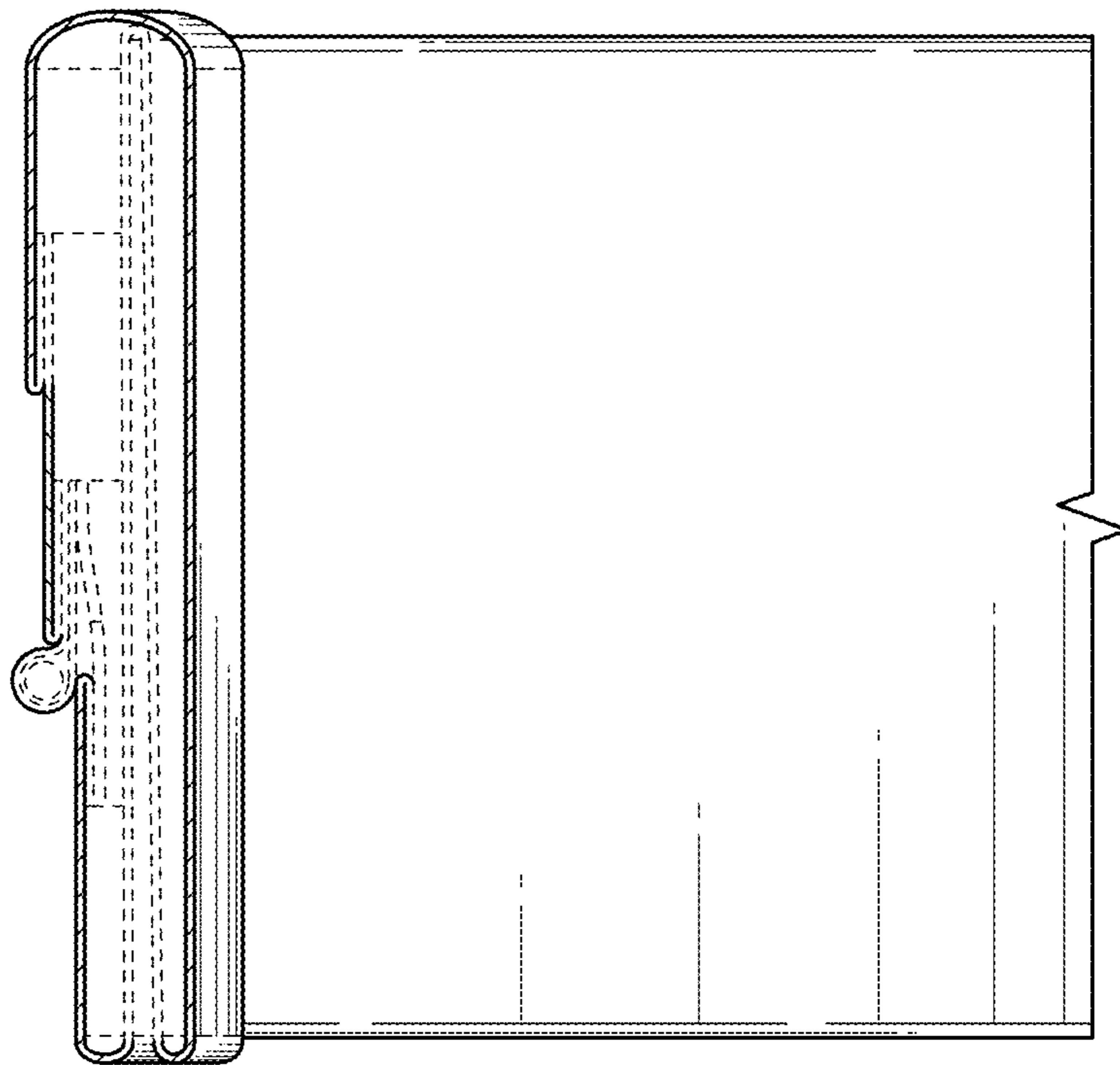


FIG. 8




FIG. 9