



US00D779815S

(12) **United States Design Patent** (10) **Patent No.:** **US D779,815 S**  
**Namazy** (45) **Date of Patent:** **\*\* Feb. 28, 2017**

(54) **NECKLACE LANYARD**

(71) Applicant: **Jennifer Namazy**, San Diego, CA (US)

(72) Inventor: **Jennifer Namazy**, San Diego, CA (US)

(\*\*) Term: **15 Years**

(21) Appl. No.: **29/537,937**

(22) Filed: **Aug. 31, 2015**

(51) **LOC (10) Cl.** ..... **03-01**

(52) **U.S. Cl.**  
USPC ..... **D3/218; D11/3**

(58) **Field of Classification Search**  
USPC ..... D11/1-25, 79-90, 215, 200; D3/215,  
D3/218, 327, 318; 24/3, 3.3, 3.4, 3.5,  
24/298; D16/339; 351/156-158;  
224/600, 615, 607, 250; D2/627  
CPC .. A44C 5/18; A44C 5/185; A44C 5/20; A44C  
5/2018; A44C 5/2023; A44C 5/2033;  
A44C 5/2042; A44C 5/2047; A44C  
5/2052; A44C 5/2057; A44C 5/208; A44C  
5/2085; A44C 2011/001; A44C 2011/002;  
A44C 2011/003

See application file for complete search history.

(56) **References Cited**

**U.S. PATENT DOCUMENTS**

D253,917	S	*	1/1980	Wilkinson	.....	36/1
D392,583	S	*	3/1998	Hoffman	.....	D11/7
D414,602	S	*	10/1999	Bolen	.....	D3/215
D520,738	S	*	5/2006	Tarantino	.....	D3/218
D617,230	S	*	6/2010	Johnson	.....	D11/3
D724,987	S	*	3/2015	Aragon	.....	D11/11
D746,167	S	*	12/2015	Gomez	.....	D11/3
D759,532	S	*	6/2016	Mazza	.....	D11/13
2013/0036767	A1	*	2/2013	Mehta	.....	A44C 13/00 63/23

**OTHER PUBLICATIONS**

[Online] "Lanyard—Grape Escape" <http://www.get-charmed.com/image/cache/catalog/Lanyards/GrapeEscape-500x500.jpg>. Retrieved Jul. 29, 2016.\*

[Online] [http://www.trinketbag.com/media/catalog/product/cache/1/image/9df78eab33525d08d6e5fb8d27136e95/t/r/trb171\\_1\\_box\\_chain\\_ribbon\\_necklace\\_blue.jpg](http://www.trinketbag.com/media/catalog/product/cache/1/image/9df78eab33525d08d6e5fb8d27136e95/t/r/trb171_1_box_chain_ribbon_necklace_blue.jpg). Retrieved Jul. 29, 2016.\*

\* cited by examiner

*Primary Examiner* — Melanie Pellegrini

(74) *Attorney, Agent, or Firm* — Winstead PC

(57) **CLAIM**

The ornamental design for a necklace lanyard, as shown and described.

**DESCRIPTION**

FIG. 1 is a perspective view of a necklace lanyard showing my new design;

FIG. 2 is a front view of the necklace lanyard;

FIG. 3 is a back view of the necklace lanyard;

FIG. 4 is a side view of the necklace lanyard;

FIG. 5 is an opposite side view of the necklace lanyard;

FIG. 6 is a top view of the necklace lanyard; and,

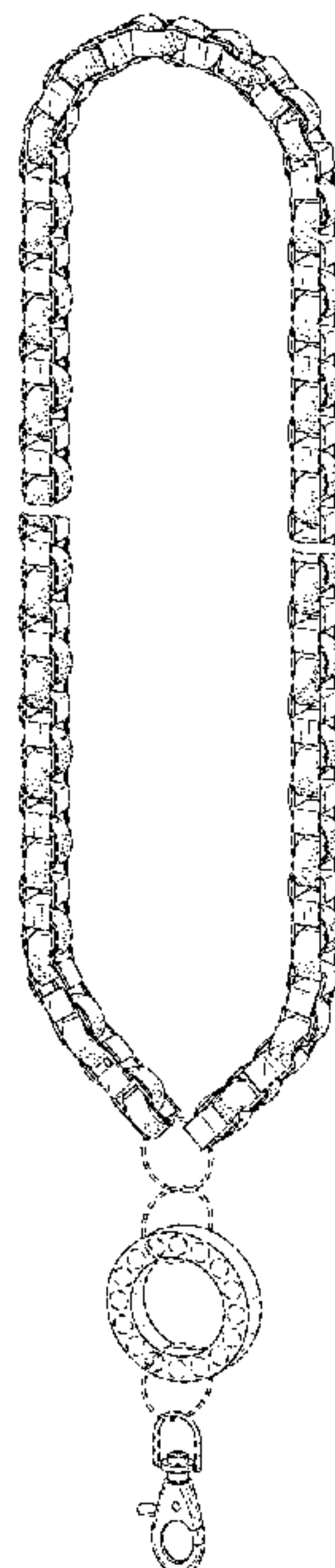
FIG. 7 is a bottom view of the necklace lanyard.

Surfaces with stipple shading have a contrasting appearance to surfaces with line shading.

The dashed lines shown in the drawings illustrate portions of the necklace lanyard that form no part of the claimed design.

The necklace lanyard is shown with breaks in its length. The appearance of any portion of the article between the break lines forms no part of the claimed design.

**1 Claim, 5 Drawing Sheets**






FIG. 1

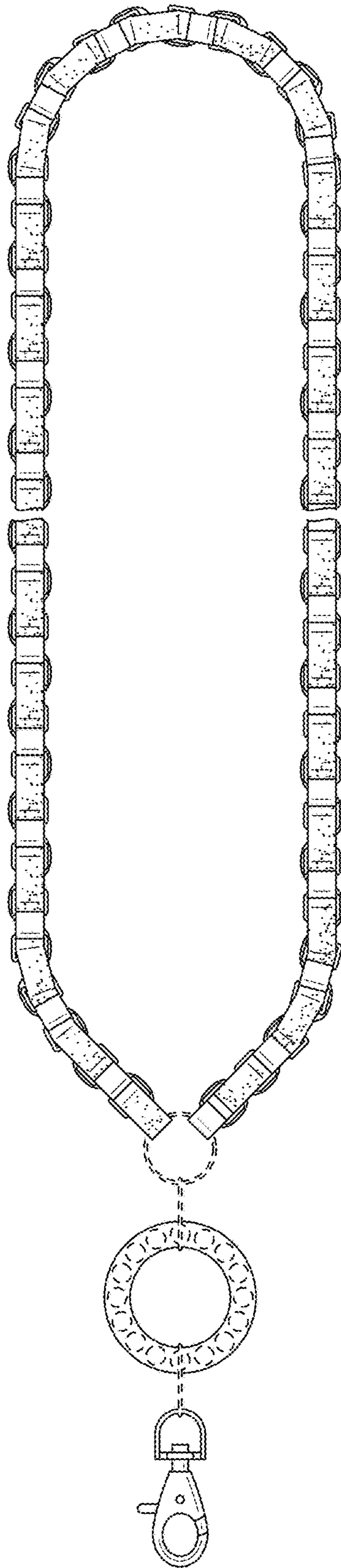


FIG. 2

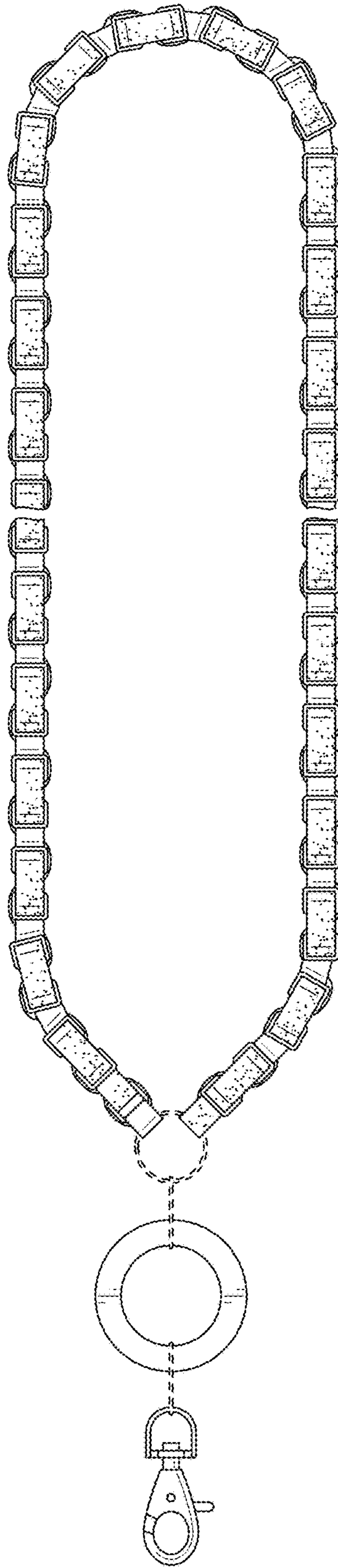


FIG. 3



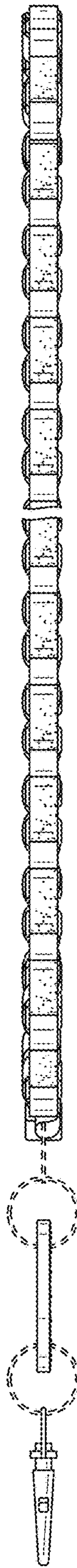


FIG. 4

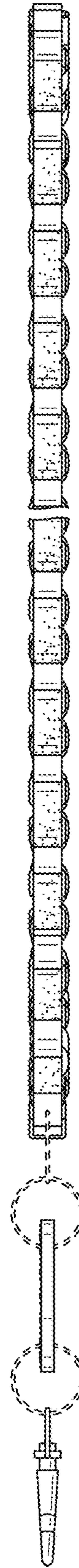


FIG. 5

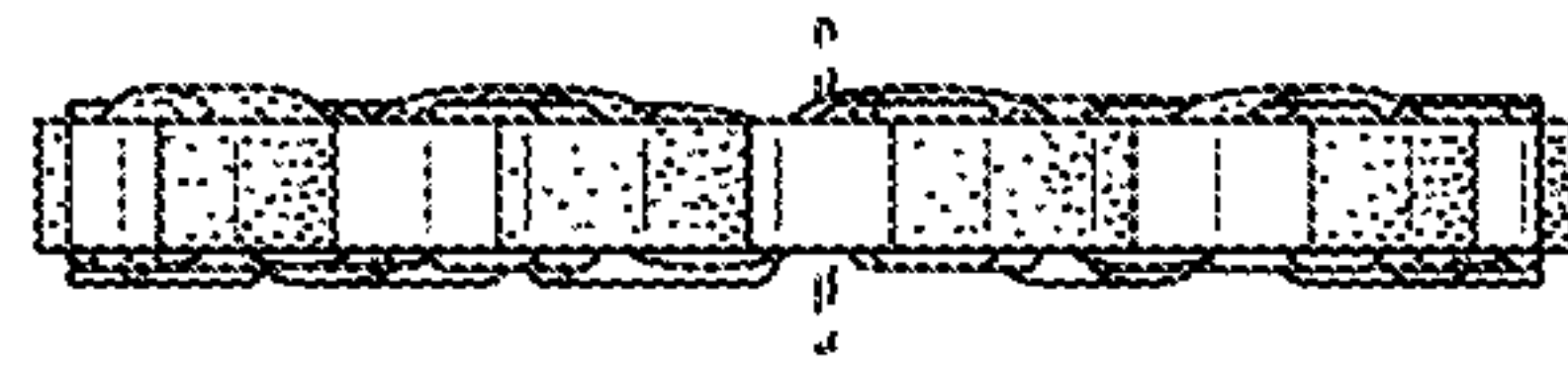


FIG. 6

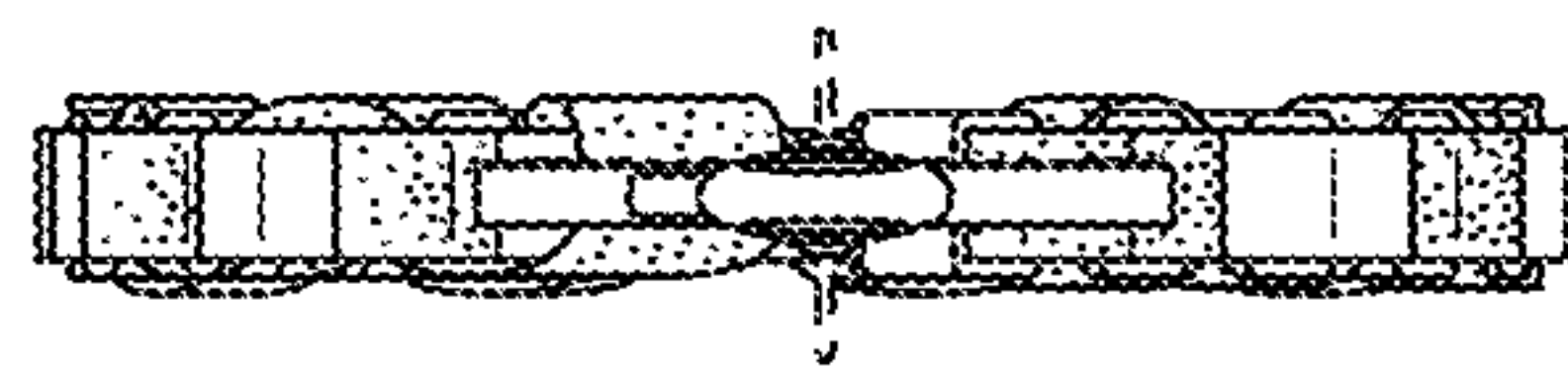


FIG. 7