



US00D779812S

(12) **United States Design Patent**  
**Cohen**

(10) **Patent No.:** **US D779,812 S**

(45) **Date of Patent:** **\*\* Feb. 28, 2017**

(54) **DRUMSTICK BAG**

(71) Applicant: **Stephan Cohen**, Dallas, TX (US)

(72) Inventor: **Stephan Cohen**, Dallas, TX (US)

(\*\*) Term: **15 Years**

(21) Appl. No.: **29/547,009**

(22) Filed: **Nov. 30, 2015**

(51) **LOC (10) Cl.** ..... **03-01**

(52) **U.S. Cl.**  
USPC ..... **D3/204**

(58) **Field of Classification Search**  
USPC ..... D3/204, 201, 232, 315, 318, 319, 328;  
D17/20, 22  
CPC ..... G10D 13/003; G10D 13/026; B25H 3/00  
See application file for complete search history.

(56) **References Cited**

U.S. PATENT DOCUMENTS

D264,522 S *	5/1982	Welborn	.....	D3/204
4,531,443 A *	7/1985	Gillis, Jr.	.....	G10D 13/003 211/111
D319,836 S	9/1991	Clouse et al.		
5,117,724 A *	6/1992	Gardner	.....	G10D 13/003 206/314
D331,318 S *	12/1992	Abel	.....	D17/22
5,435,220 A	7/1995	Pultz		
D389,356 S *	1/1998	Calabrese	.....	D6/569
D392,796 S *	3/1998	North	.....	D3/204
D570,096 S *	6/2008	VanderPal	.....	G10D 13/029 D3/204

7,565,970 B1 *	7/2009	Erskine	.....	G10D 13/003 190/11
7,687,699 B2 *	3/2010	Briggs	.....	G10D 13/003 84/329
D614,860 S *	5/2010	Sikora	.....	D3/204
8,662,300 B1 *	3/2014	Arena	.....	B25H 3/00 206/372
8,878,039 B2	11/2014	Chambers et al.		

\* cited by examiner

*Primary Examiner* — Mitchell Siegel

(74) *Attorney, Agent, or Firm* — Steven H. Washam;  
Washam PLLC

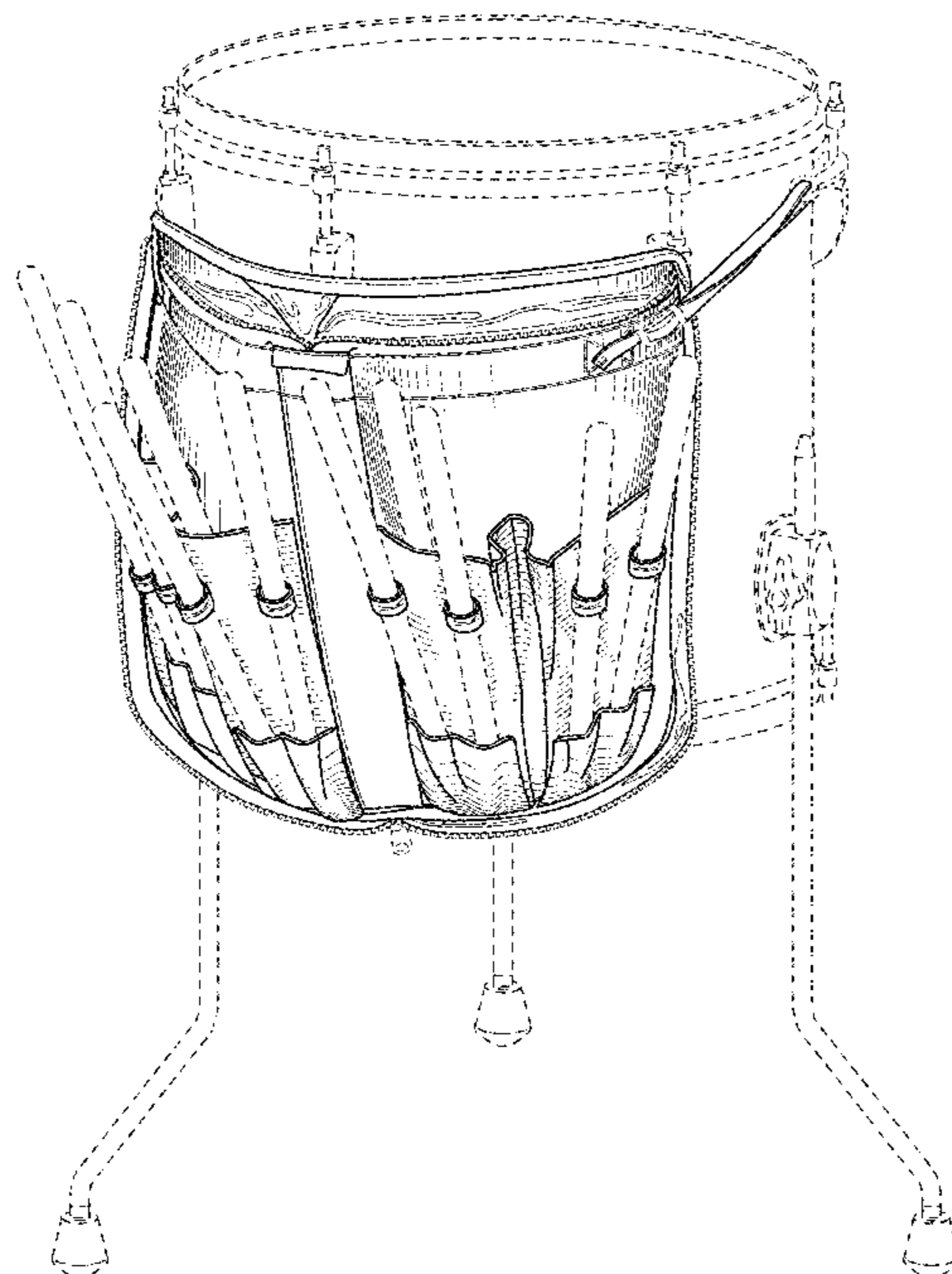
(57) **CLAIM**

I claim the ornamental design for a drumstick bag, as shown and described.

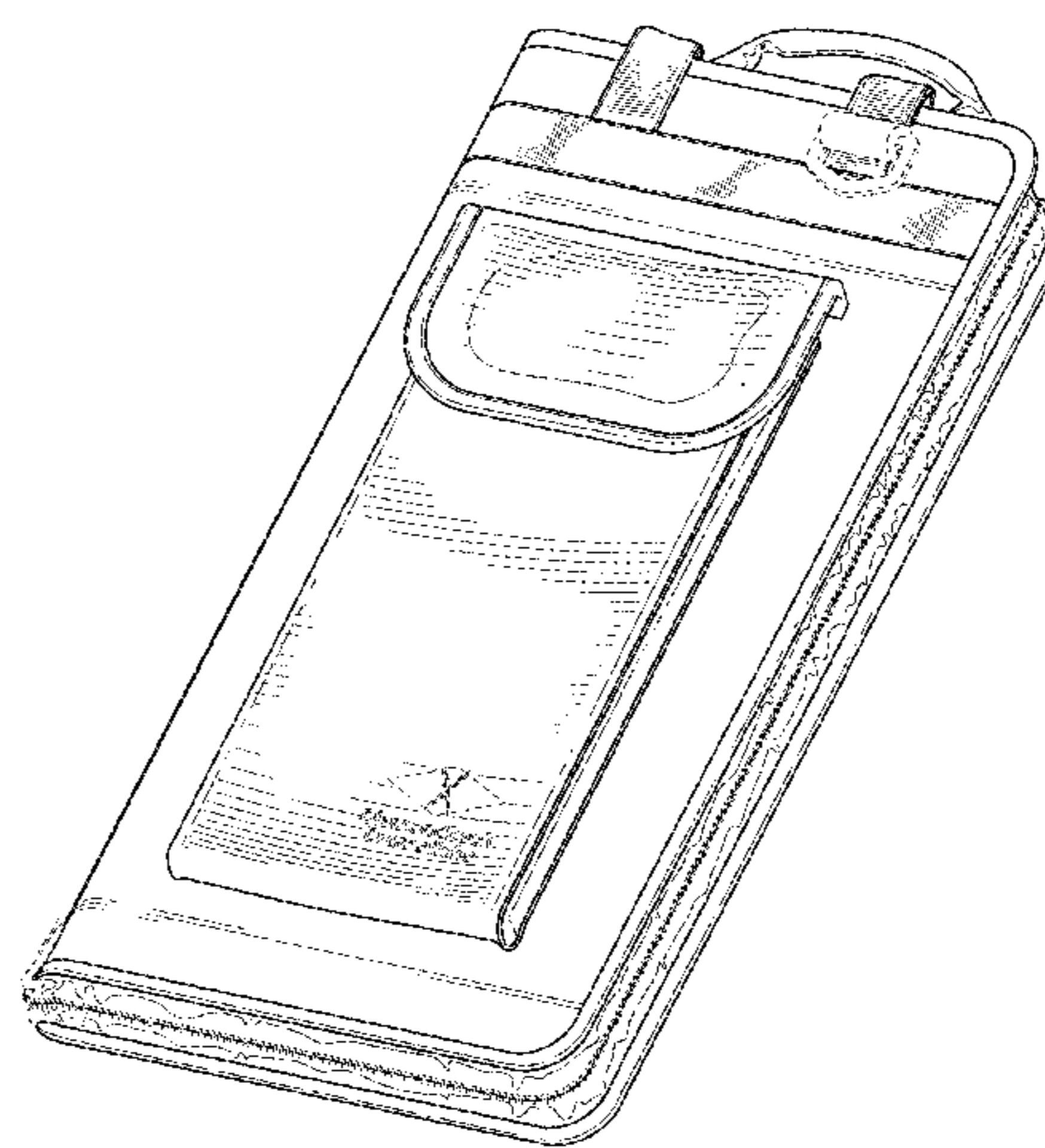
**DESCRIPTION**

FIG. 1 is a perspective view of a drumstick bag in an open position and mounted to an unclaimed floor tom;  
 FIG. 2 is a perspective view of the drumstick bag shown in a closed position;  
 FIG. 3 is a front elevational view of the drumstick bag shown in an open position;  
 FIG. 4 is a rear elevational view of FIG. 3;  
 FIG. 5 is a left side elevational view of FIG. 3;  
 FIG. 6 is a right side elevational view of FIG. 3;  
 FIG. 7 is a top plan view of FIG. 3; and,  
 FIG. 8 is a bottom plan view of FIG. 3.  
 The broken line showing of is included for the purpose of illustrating and forms no part of the claimed design.

**1 Claim, 6 Drawing Sheets**



(Perspective)



(Perspective)

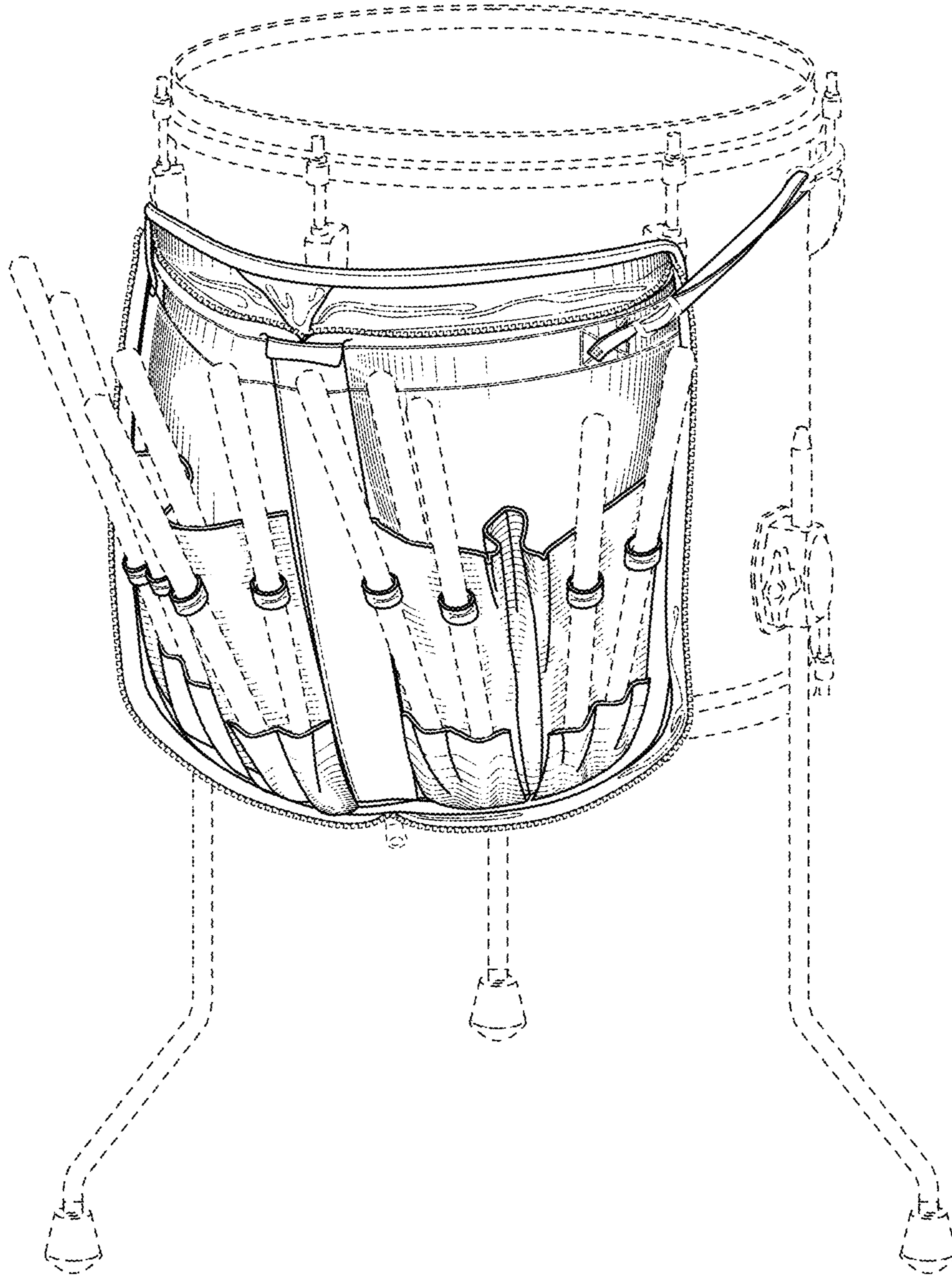
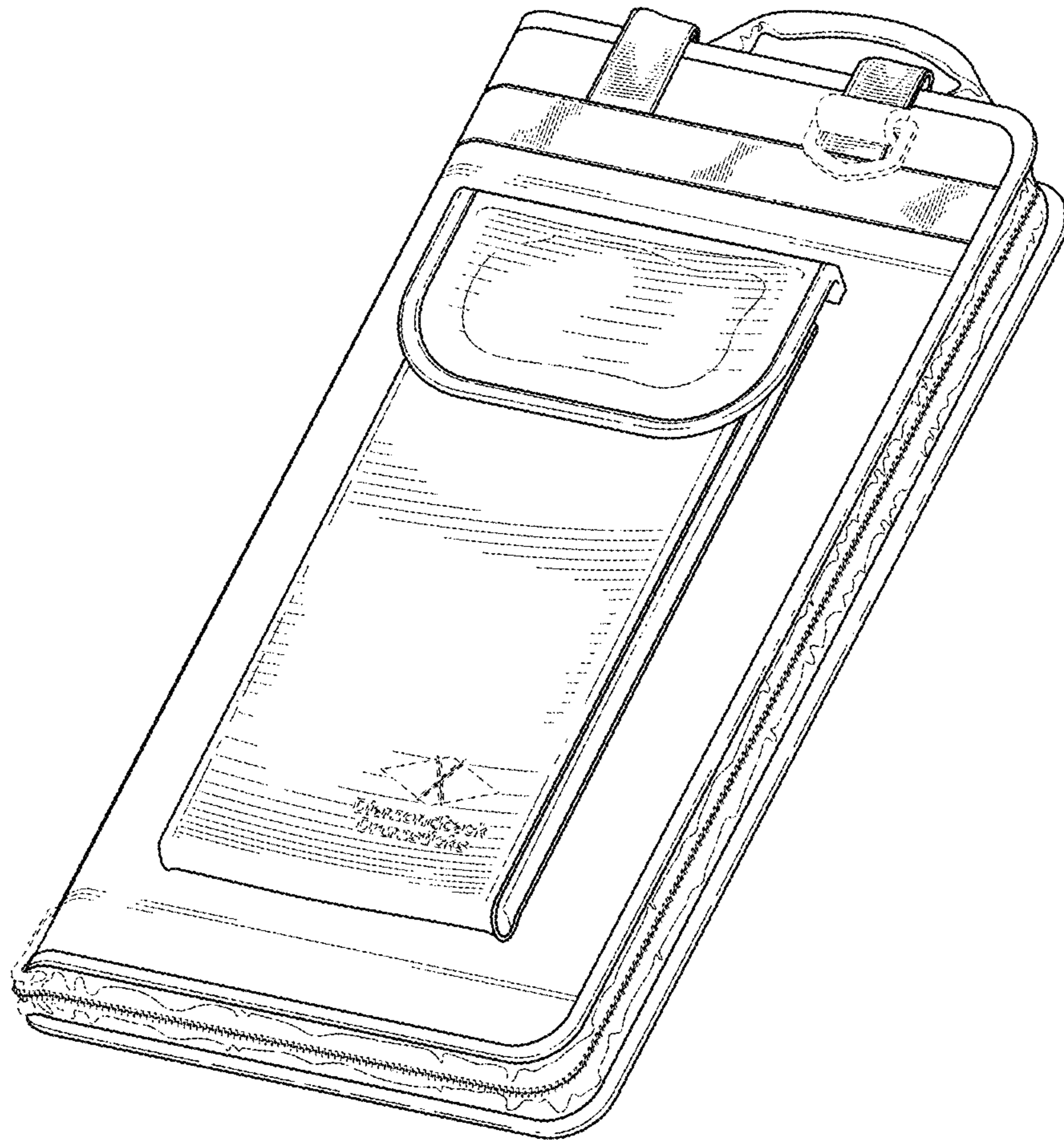
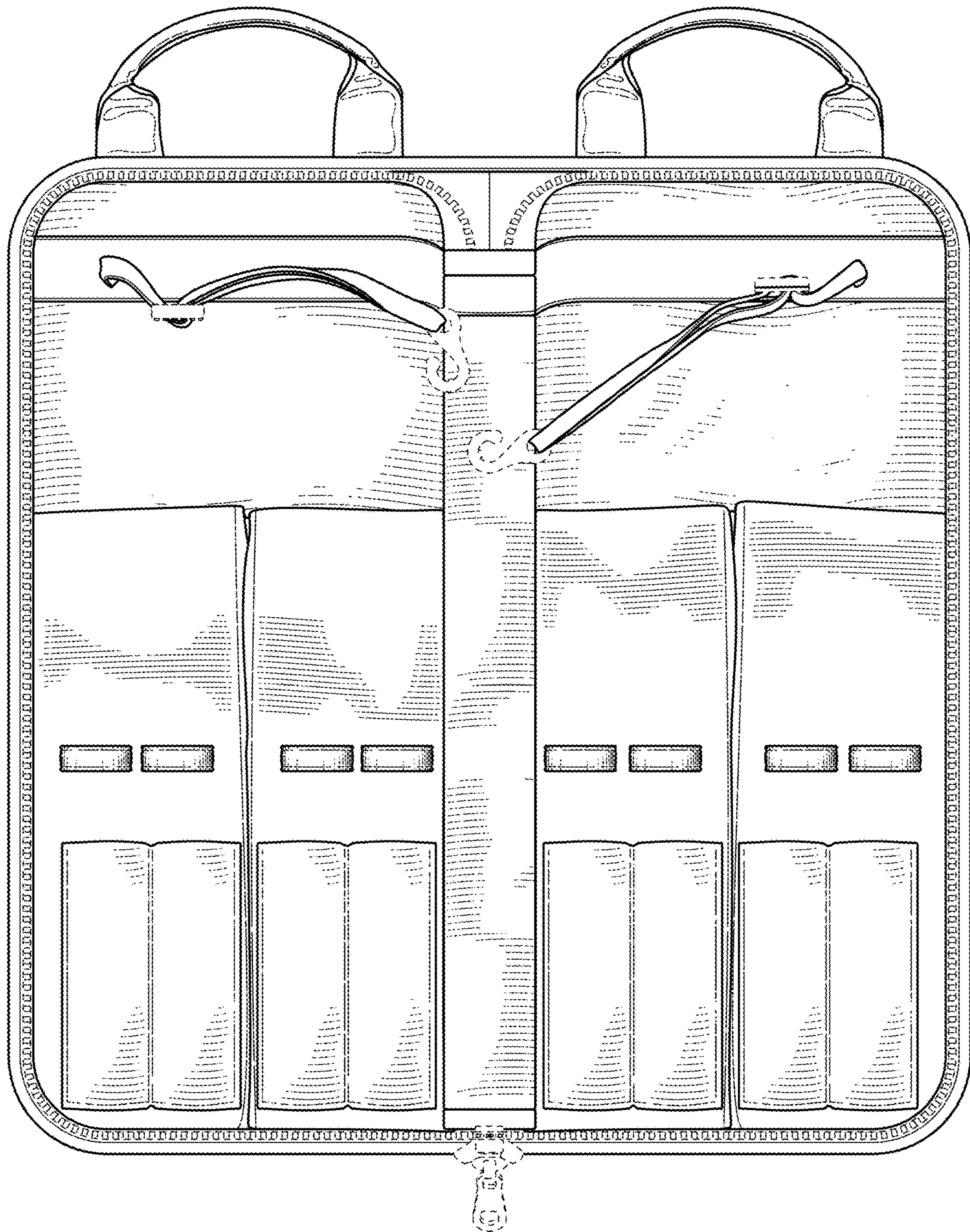


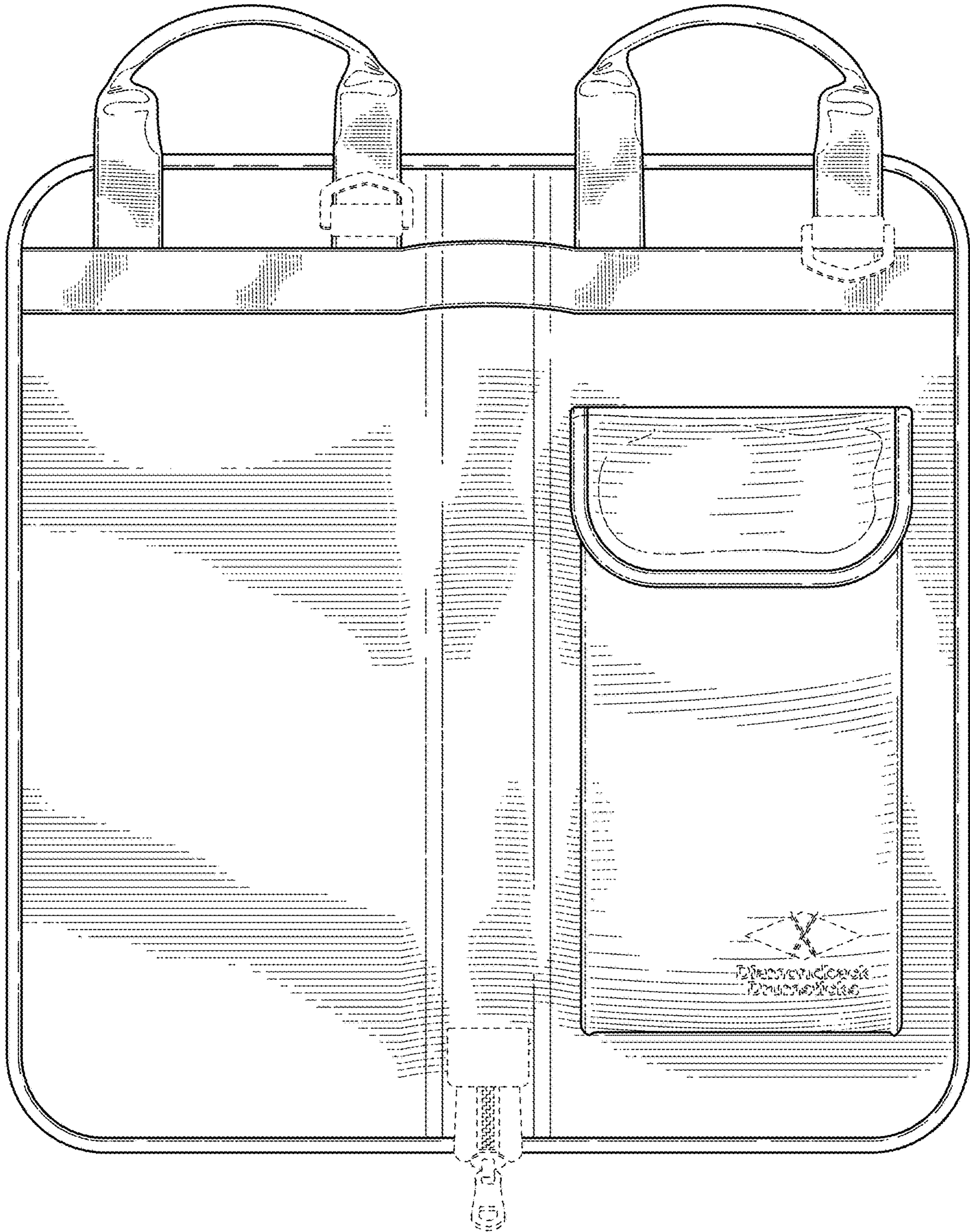
FIG. 1  
(Perspective)




**FIG. 2**  
**(Perspective)**




**FIG. 3**  
**(Front)**



**FIG. 4**  
**(Back)**



**FIG. 5**  
**(Left)**



**FIG. 6**  
**(Right)**

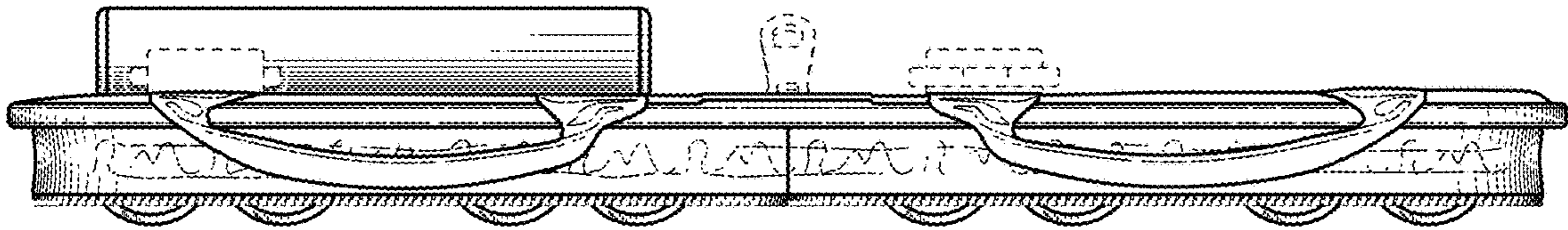


FIG. 7  
(Top)

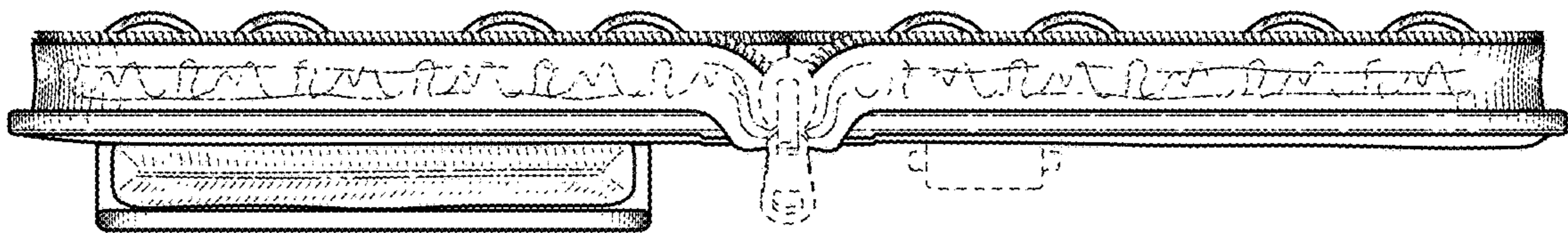


FIG. 8  
(Bottom)