



US00D779792S

(12) **United States Design Patent**
Tæstensen

(10) **Patent No.:** **US D779,792 S**
(45) **Date of Patent:** **** Feb. 28, 2017**

- (54) **FOOTWEAR**
- (71) Applicant: **ECCO SKO A/S**, Bredebro (DK)
- (72) Inventor: **Niki Tæstensen**, Hamburg (DE)
- (73) Assignee: **ECCO SKO A/S**, Bredebro (DK)
- (**) Term: **14 Years**
- (21) Appl. No.: **29/510,450**
- (22) Filed: **Nov. 27, 2014**
- (30) **Foreign Application Priority Data**

D449,922 S *	11/2001	Pollastrelli	D2/902
7,543,399 B2 *	6/2009	Kilgore	A43B 3/24
			36/101
D613,480 S *	4/2010	Lamont	D2/902
D707,930 S *	7/2014	Raysse	D2/951
D708,430 S *	7/2014	Weeks	D2/951
D716,025 S *	10/2014	Seo	D2/951
D728,912 S *	5/2015	Taestensen	D2/951
D731,769 S *	6/2015	Raysse	D2/951
D738,084 S *	9/2015	Feeney	D2/907
D738,091 S *	9/2015	de Montgolfier	D2/945
D740,529 S *	10/2015	Bikowski	D2/951
D741,587 S *	10/2015	Christopherson	D2/951
D746,559 S *	1/2016	Besanceney	D2/947
D747,087 S *	1/2016	Sars	D2/907
D748,383 S *	2/2016	Raysse	D2/947
D753,906 S *	4/2016	Kasprzak	D2/907

- Jul. 21, 2014 (EM) 002506105
- (51) **LOC (10) Cl.** **02-04**
- (52) **U.S. Cl.**
USPC **D2/907**
- (58) **Field of Classification Search**
USPC D2/896, 902, 907, 908, 943, 944, 945,
D2/946, 947, 951, 953, 955, 956, 960
CPC A43B 5/00; A43B 5/001; A43B 5/002;
A43B 5/003; A43B 5/005; A43B 5/007;
A43B 5/02; A43B 5/025; A43B 5/06;
A43B 5/08; A43B 5/10; A43B 5/14;
A43B 13/00; A43B 13/02; A43B 13/023;
A43B 13/026; A43B 13/04; A43B 13/08;
A43B 13/12; A43B 13/14; A43B 13/18;
A43B 13/20; A43B 13/32
See application file for complete search history.


* cited by examiner
Primary Examiner — Elizabeth J Oswecki
(74) *Attorney, Agent, or Firm* — Perkins Coie LLP

- (56) **References Cited**
U.S. PATENT DOCUMENTS
4,468,870 A * 9/1984 Sternberg A43B 5/00
36/127
D448,148 S * 9/2001 Matis D2/902

(57) **CLAIM**
The ornamental design for footwear, as shown and described.

DESCRIPTION
FIG. 1 is a perspective view of a footwear showing my new design;
FIG. 2 is a front view thereof;
FIG. 3 is a rear view thereof;
FIG. 4 is a left view thereof;
FIG. 5 is a right view thereof;
FIG. 6 is a top view thereof; and,
FIG. 7 is a bottom view thereof.
The broken lines shown in the drawings represent portions of the footwear that form no part of the claimed design.

1 Claim, 7 Drawing Sheets






FIG. 1

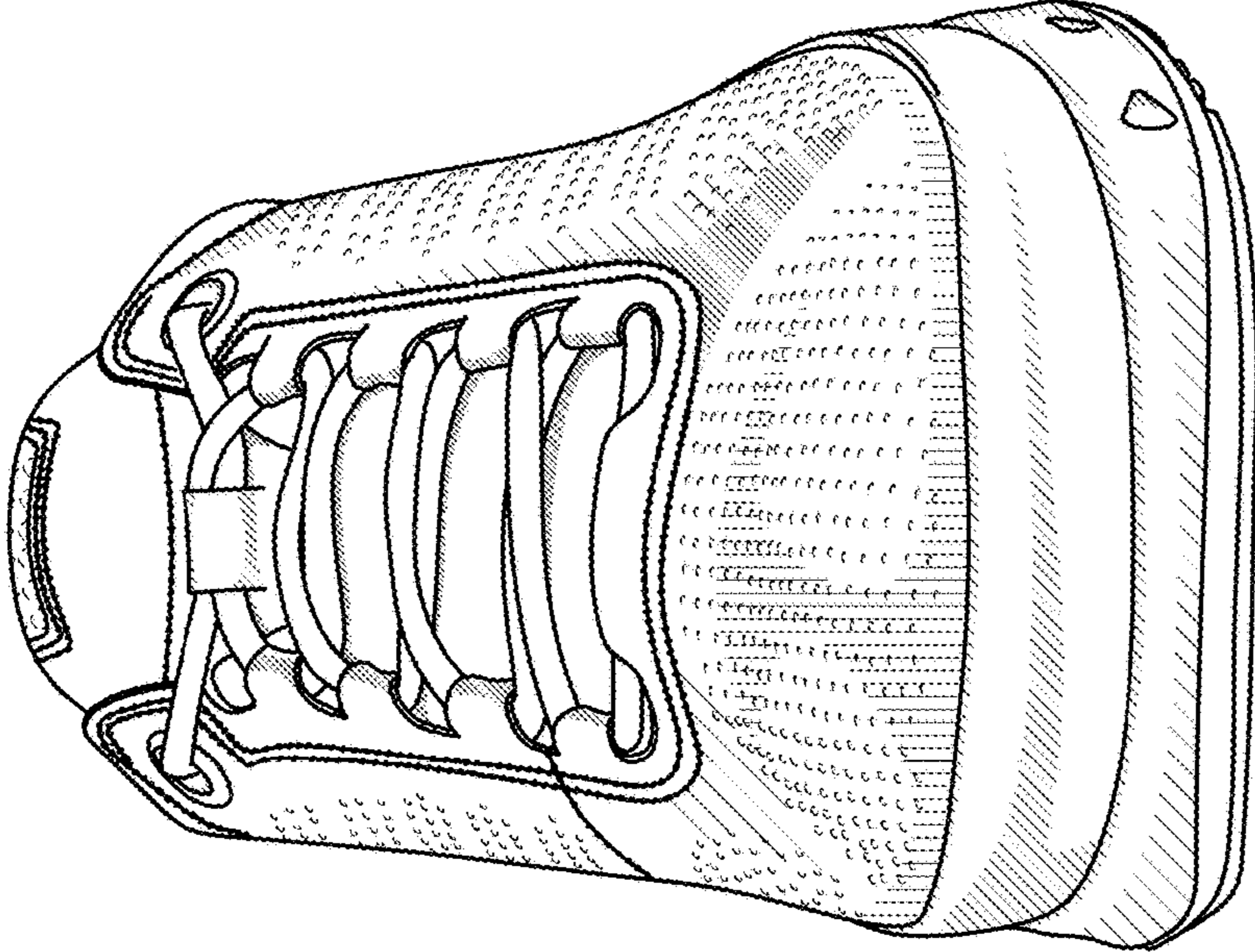


FIG. 2

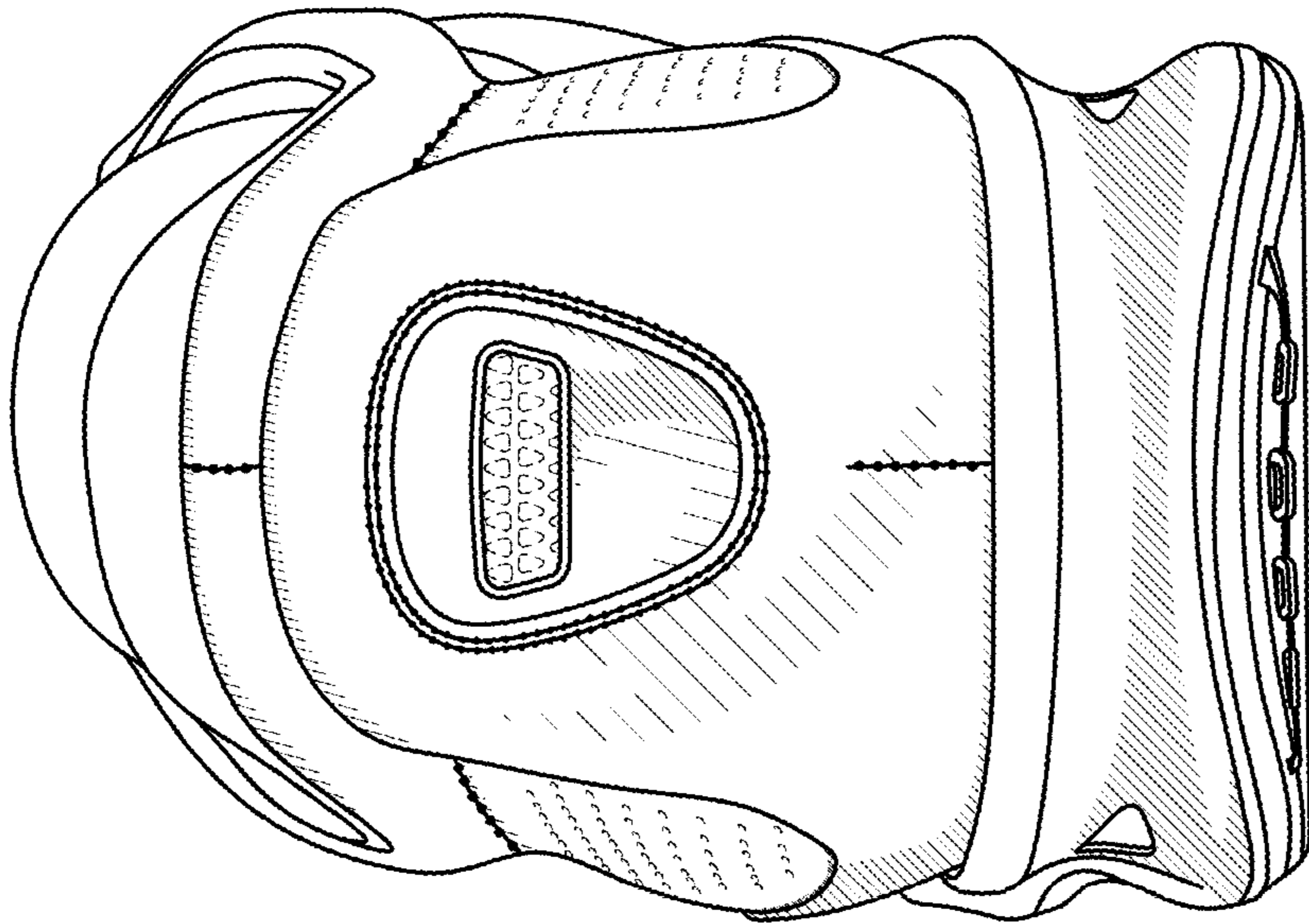


FIG. 3

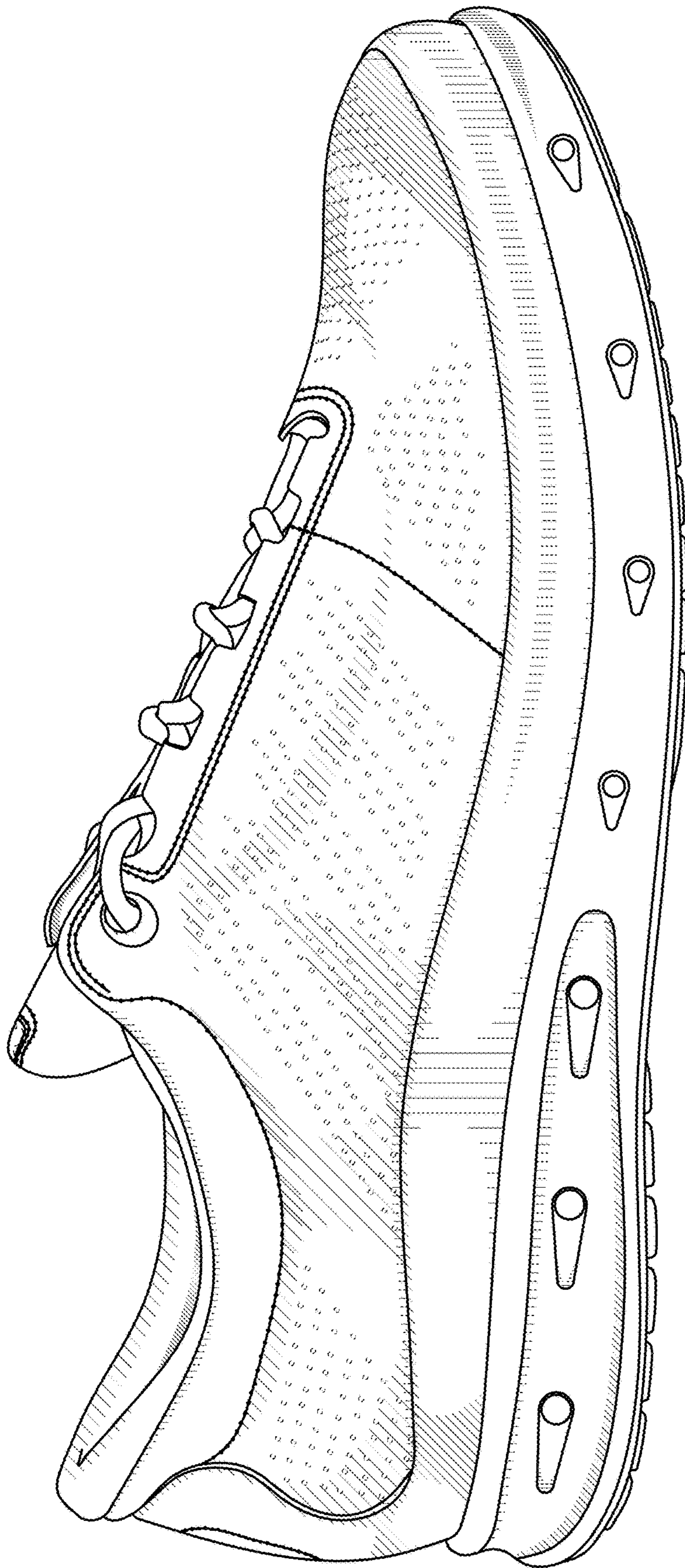


FIG. 4




FIG. 5

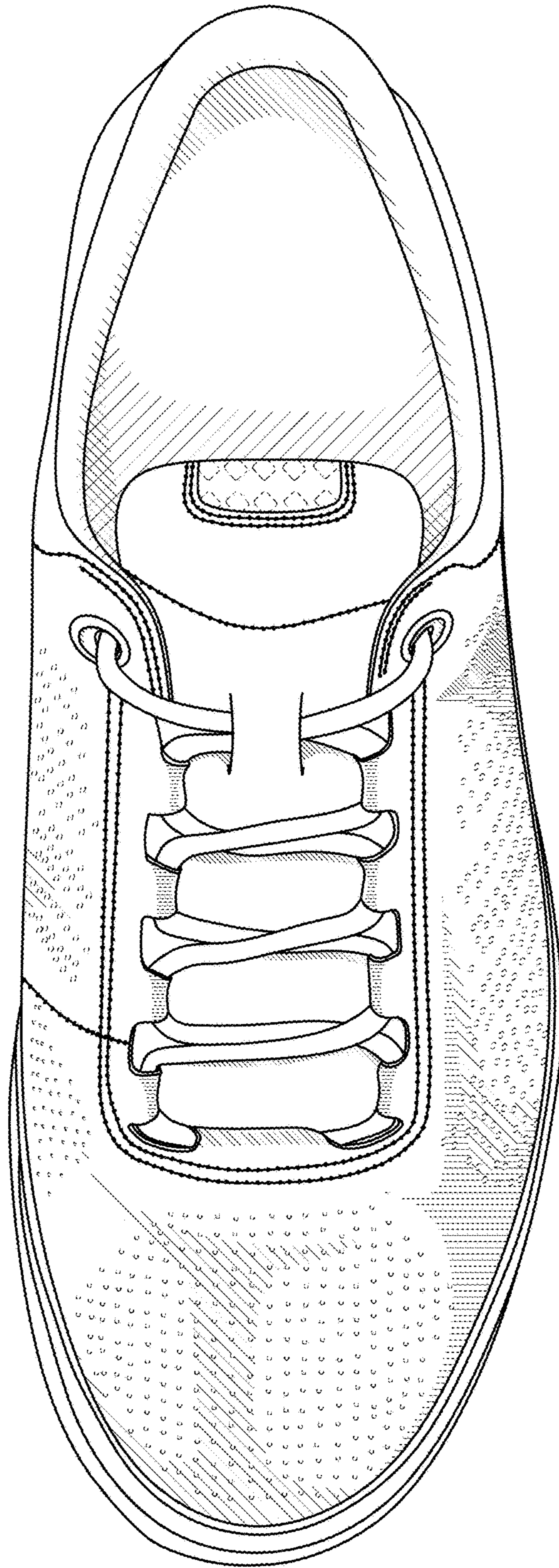


FIG. 6

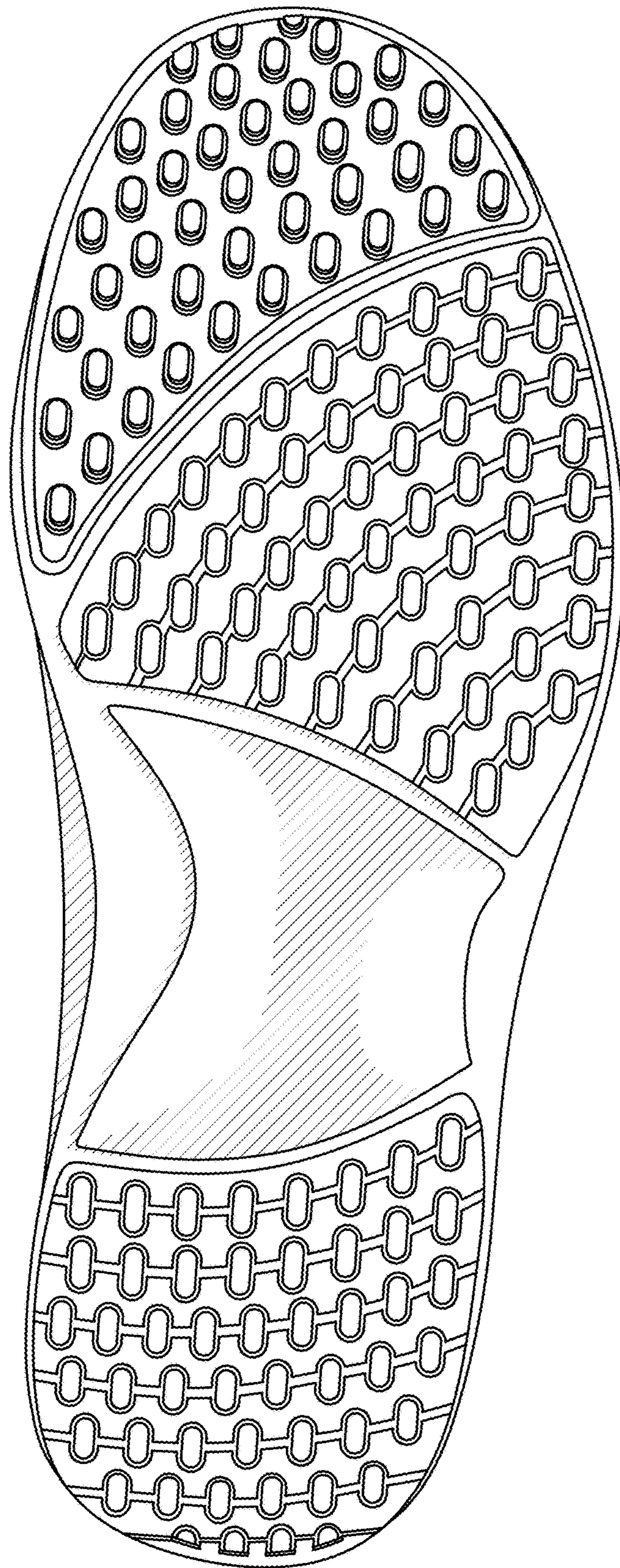


FIG. 7