



US00D779782S

(12) **United States Design Patent**  
**Votel et al.**

(10) **Patent No.:** **US D779,782 S**  
(45) **Date of Patent:** **\*\* Feb. 28, 2017**

(54) **GLOVE**

(71) Applicant: **Tenacious Holdings, Inc.**, St. Paul, MN (US)

(72) Inventors: **Thomas Votel**, Sunfish Lake, MN (US);  
**Andrew Olson**, Minneapolis, MN (US);  
**Dominique Aris**, Louisville, CO (US)

(73) Assignee: **Tenacious Holdings, Inc.**, St. Paul, MN (US)

(\*\*) Term: **15 Years**

(21) Appl. No.: **29/544,988**

(22) Filed: **Nov. 9, 2015**

**Related U.S. Application Data**

(63) Continuation-in-part of application No. 29/543,490, filed on Oct. 26, 2015.

(51) **LOC (10) Cl.** ..... **02-06**

(52) **U.S. Cl.**  
USPC ..... **D2/619**; D29/117.1

(58) **Field of Classification Search**

USPC ..... D2/610, 612, 613, 614, 615, 616, 617,  
D2/618, 619, 620, 621, 622, 623;  
D21/807; D24/211; D28/63; D29/113,  
D29/114, 115, 116, 116.2, 117.1, 117.2,  
D29/123; D30/158; 2/159, 160, 161.1,  
2/161.6, 163

CPC .. A41D 19/00; A41D 19/002; A41D 19/0003;  
A41D 19/0006; A41D 19/0013; A41D  
19/0017; A41D 19/0024; A41D 19/008;  
A63B 7/141; A63B 7/143; A63B 7/148

See application file for complete search history.

(56) **References Cited**

U.S. PATENT DOCUMENTS

133,319 A	11/1872	Kehoe
849,182 A	4/1907	Adkins
852,972 A	5/1907	MacKay
922,237 A	5/1909	Baggett
D235,589 S	7/1975	Birnie
3,918,096 A	11/1975	Lim
4,570,269 A	2/1986	Berlese

(Continued)

OTHER PUBLICATIONS

Proflex 820CR Cut Resistant Handler Gloves, Ergodyne, available as early as May 17, 2016, [online], [site visited Sep. 6, 2016]. Retrieved from <url:https://www.ergodyne.com/gloves/trades-gloves/proflex-820cr-cut-resistant-pvc-handler-gloves.html>.\*

(Continued)

*Primary Examiner* — Jeffrey D Asch

*Assistant Examiner* — Tracey J Bell

(74) *Attorney, Agent, or Firm* — Skaar Ulbrich Macari, P.A.

(57) **CLAIM**

The ornamental design for a glove, as shown and described.

**DESCRIPTION**

FIG. 1 is a top perspective view of our glove.

FIG. 2 is a top plan view thereof.

FIG. 3 is a bottom plan view thereof.

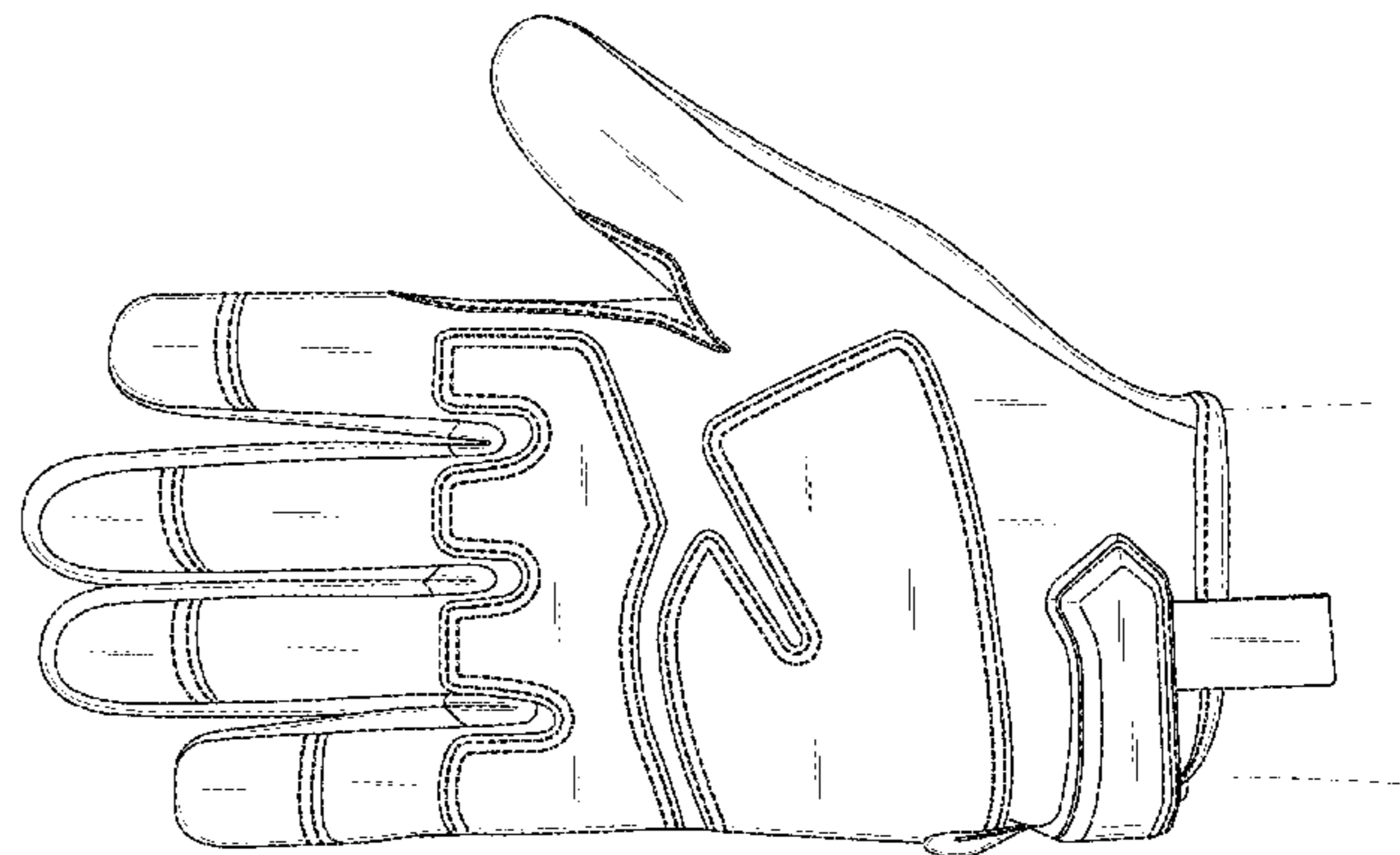
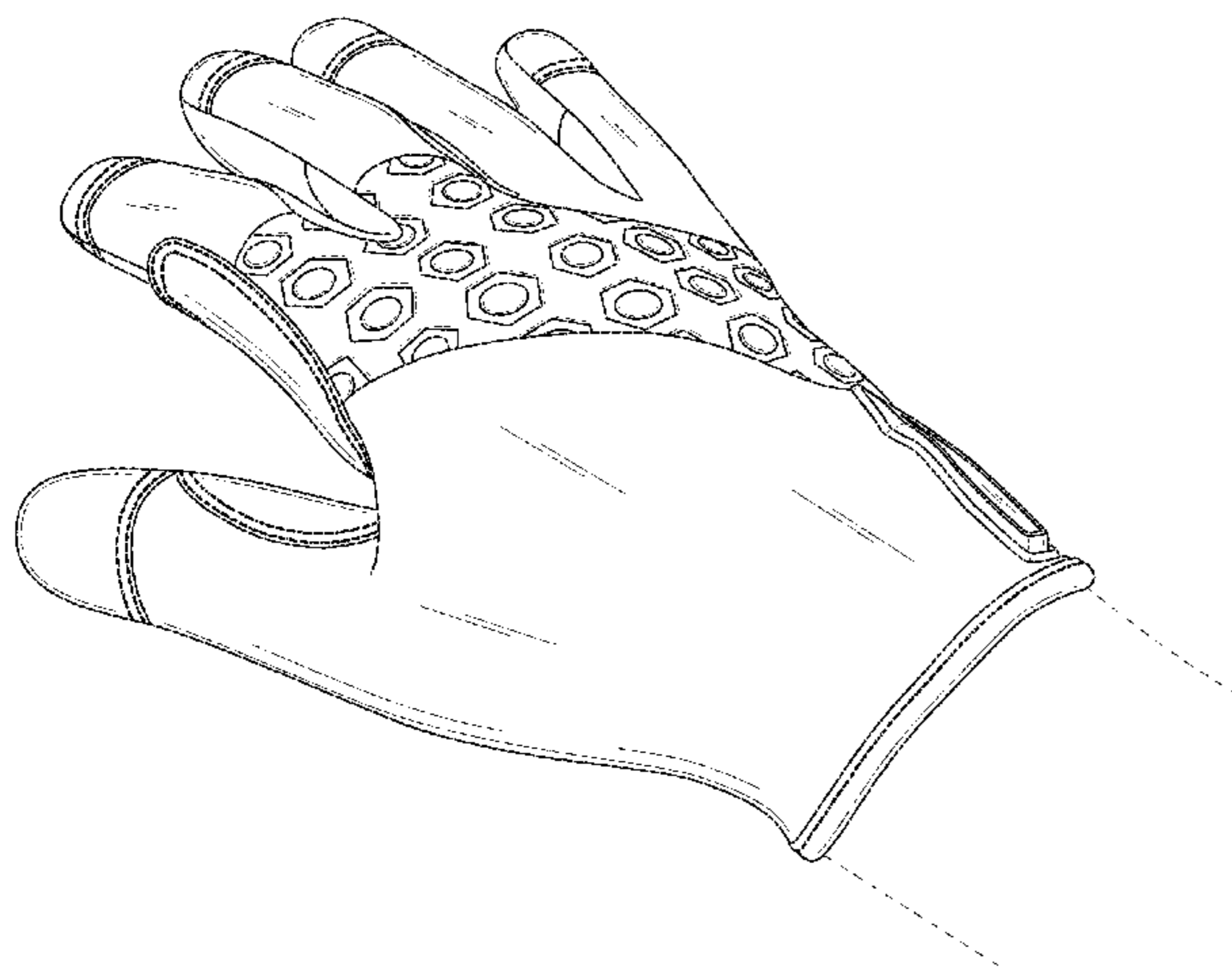
FIG. 4 is a side elevation view thereof.

FIG. 5 is a side elevation view thereof; and,

FIG. 6 is a front perspective view thereof.

The dashed lines on the glove indicate stitching features. The broken lines outside the perimeter of the glove in the drawings illustrate environmental features and form no part of the claimed design.

**1 Claim, 6 Drawing Sheets**



(56)

References Cited

U.S. PATENT DOCUMENTS

D287,904 S 1/1987 Pierce, Jr.  
 4,697,724 A 10/1987 Pitcher  
 4,747,163 A 5/1988 Dzierson  
 4,768,234 A 9/1988 Yamamoto  
 D299,564 S 1/1989 Pierce, Jr.  
 D328,369 S 7/1992 Hong  
 D355,750 S 2/1995 Fouillard  
 D378,467 S \* 3/1997 Leadbetter ..... D29/116.2  
 5,644,795 A \* 7/1997 Landis ..... A63B 71/146  
 2/161.3  
 5,647,783 A 7/1997 Nessel  
 D389,607 S 1/1998 Arshed  
 D414,301 S \* 9/1999 Werner ..... D29/116.2  
 D445,996 S 8/2001 Kiernan  
 D462,485 S 9/2002 Fowler  
 D515,782 S \* 2/2006 Mattesky ..... D2/619  
 D515,783 S \* 2/2006 Mattesky ..... D2/619  
 D516,277 S \* 3/2006 Mattesky ..... D2/619  
 D528,264 S \* 9/2006 Mattesky ..... D2/619  
 D596,807 S \* 7/2009 Walding ..... D29/116.2  
 7,574,748 B2 8/2009 Fisher et al.  
 D599,960 S \* 9/2009 Ash ..... D29/113  
 D601,777 S \* 10/2009 Rolfe ..... D2/617  
 D608,978 S 2/2010 Votel  
 D617,053 S \* 6/2010 Carroll ..... D29/113  
 D619,305 S 7/2010 Fitzgerald et al.  
 D621,552 S \* 8/2010 Fitzgerald ..... D29/113  
 D621,553 S \* 8/2010 Fitzgerald ..... D29/113  
 7,797,758 B2 9/2010 Keppler et al.  
 D632,441 S \* 2/2011 Hong ..... D29/123  
 D633,655 S \* 3/2011 Carroll ..... D29/113  
 D638,994 S 5/2011 Fream et al.  
 D643,592 S 8/2011 Choi et al.  
 D650,532 S 12/2011 Choi  
 D652,993 S 1/2012 Long, III  
 D656,684 S \* 3/2012 Carroll ..... D29/117.1  
 D656,685 S 3/2012 Best et al.  
 D667,171 S \* 9/2012 Safford ..... D2/619  
 8,490,217 B2 \* 7/2013 Safford ..... A41D 19/015  
 2/161.6

D696,467 S 12/2013 Nelson  
 D700,403 S 2/2014 Gellis  
 D717,498 S 11/2014 Leach  
 D722,208 S 2/2015 Votel et al.  
 D733,364 S 6/2015 Choi et al.  
 D735,969 S 8/2015 Burchfield et al.  
 D748,343 S 1/2016 Wyatt et al.  
 D750,845 S 3/2016 Kawano et al.  
 D752,296 S 3/2016 Urbelis  
 D756,039 S 5/2016 Jaeger  
 2006/0212990 A1 \* 9/2006 Mattesky ..... A41D 19/0006  
 2/161.6  
 2007/0226873 A1 10/2007 Mattesky  
 2008/0109935 A1 5/2008 DeBlasis  
 2008/0263747 A1 10/2008 DeBlasis et al.  
 2010/0071114 A1 3/2010 Jaeger  
 2010/0083420 A1 4/2010 Bouckaert  
 2011/0088139 A1 4/2011 Travell  
 2012/0054937 A1 3/2012 Robaire et al.  
 2012/0076985 A1 3/2012 Dassler  
 2012/0131725 A1 5/2012 Copeland et al.  
 2014/0026282 A1 1/2014 Rusakov et al.  
 2014/0033392 A1 2/2014 Bulan et al.  
 2014/0075639 A1 3/2014 Albertyn  
 2014/0201880 A1 7/2014 Binge et al.  
 2015/0106990 A1 4/2015 Gait et al.  
 2015/0119200 A1 4/2015 Jones  
 2015/0181955 A1 7/2015 Hughes et al.

OTHER PUBLICATIONS

Work Gloves Loaded with Tech Innovations: See Ergodyne's new ProFlex Trades Series, Ergodyne, Apr. 13, 2016, [online], [site visited Sep. 13, 2016]. Retrieved from <url:https://www.youtube.com/watch?v=R-3\_cMIZrak>.\*  
 ProFlex 820 High Abrasion Handling Glove, Ergodyne, available as early as Mar. 25, 2016, [online], [site visited Sep. 2, 2016]. Retrieved from <url:https://www.ergodyne.com/gloves/trades-gloves/proflex-820-high-abrasion-handling-gloves.html>.\*

\* cited by examiner

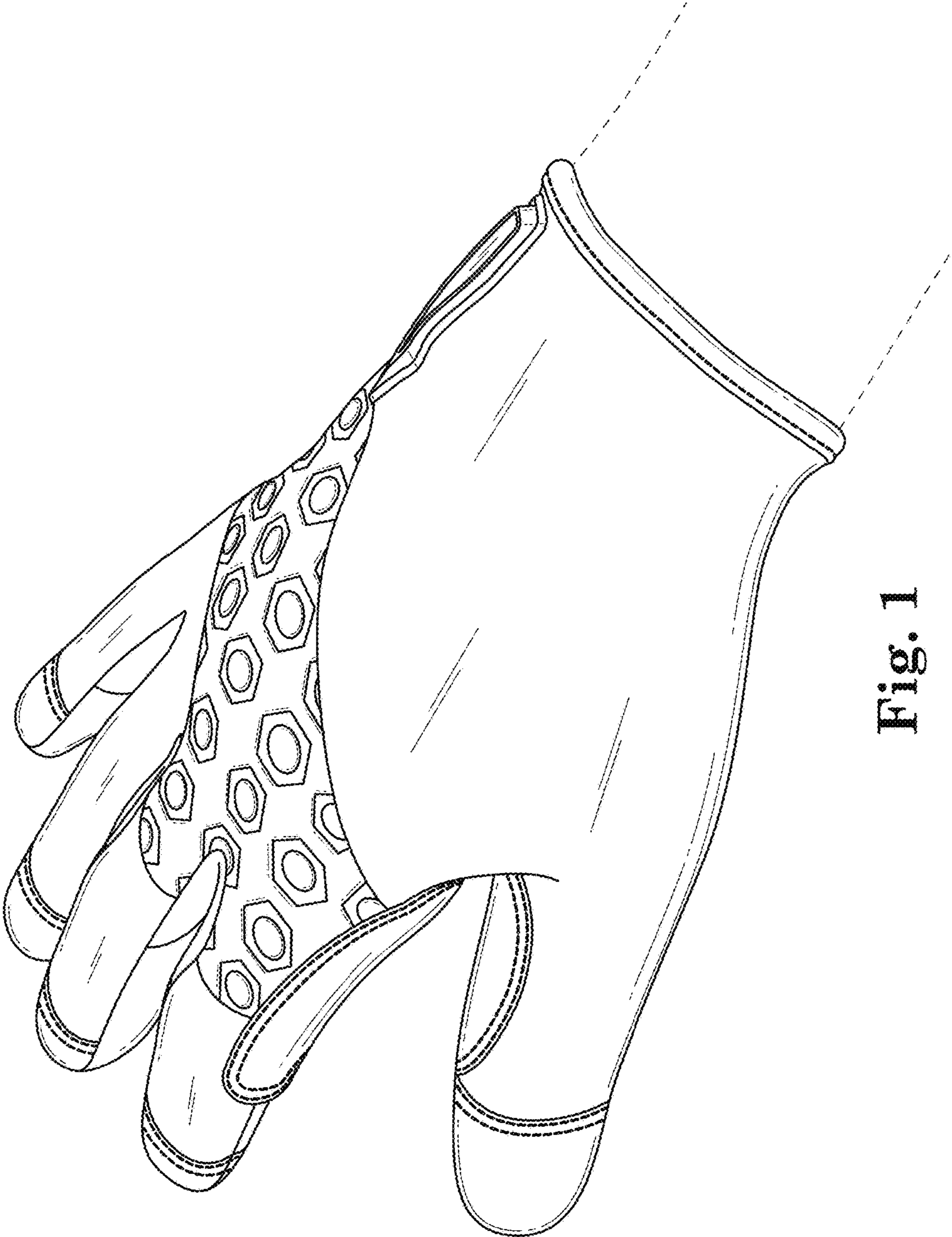


Fig. 1

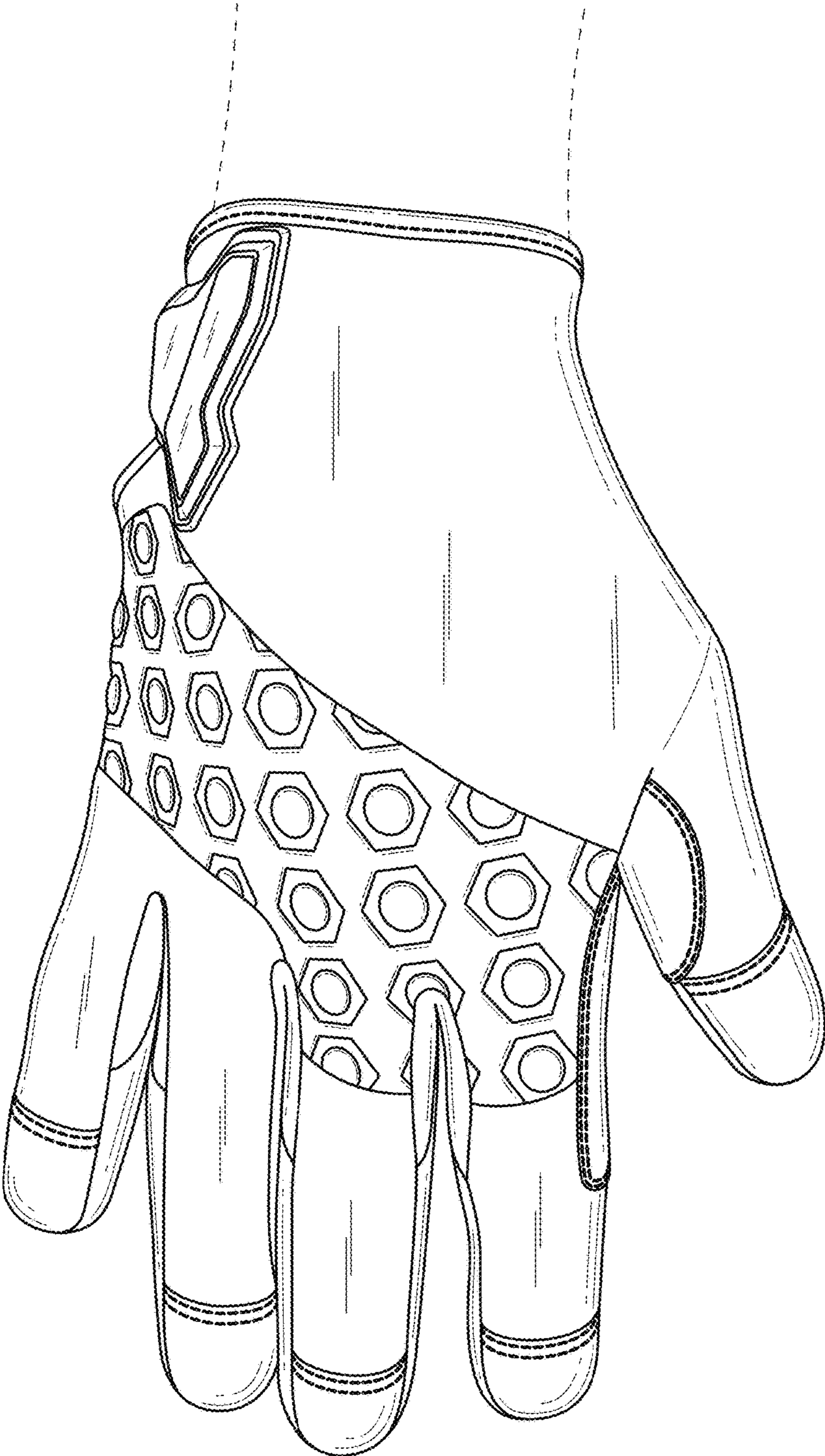


Fig. 2

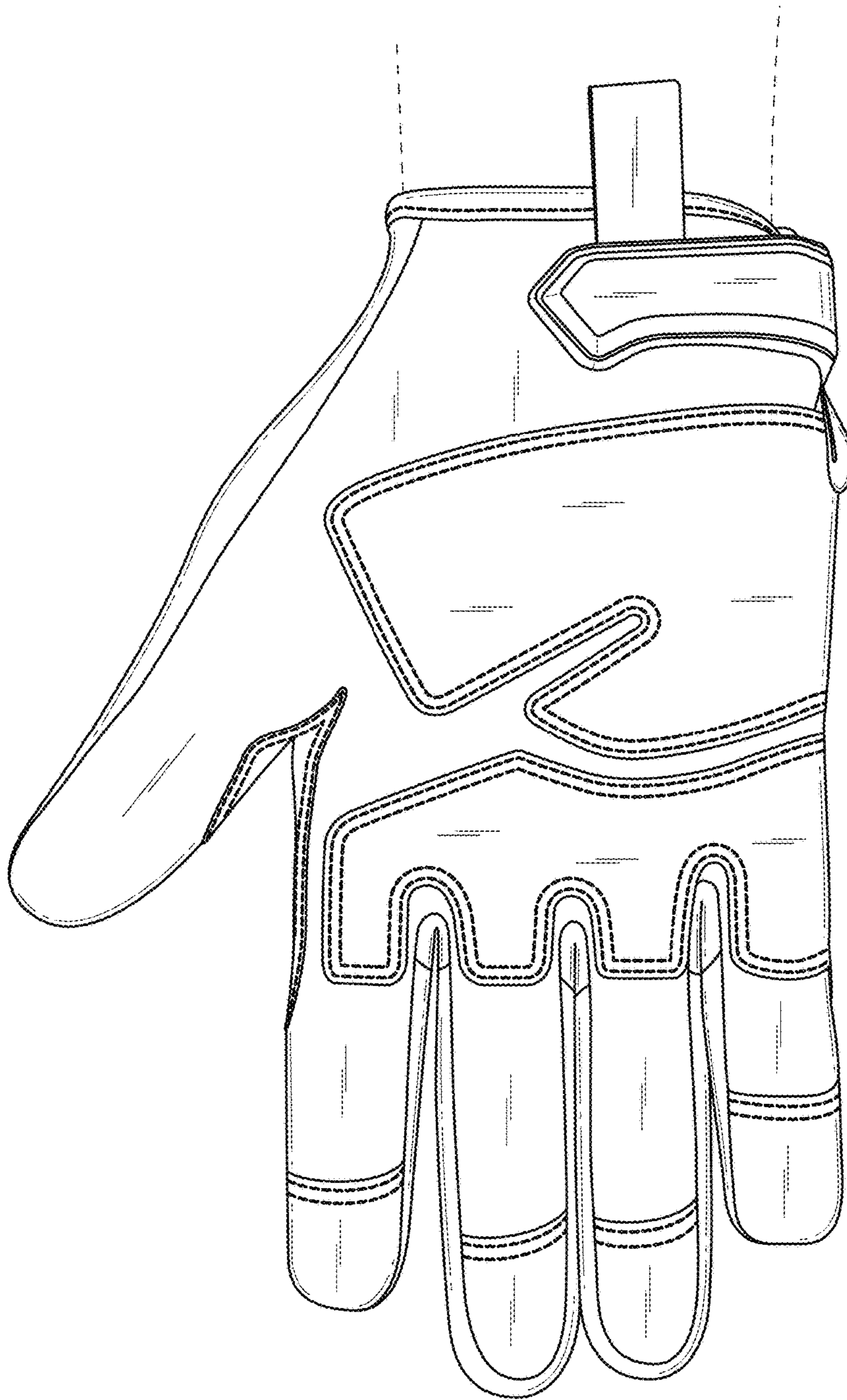


Fig. 3

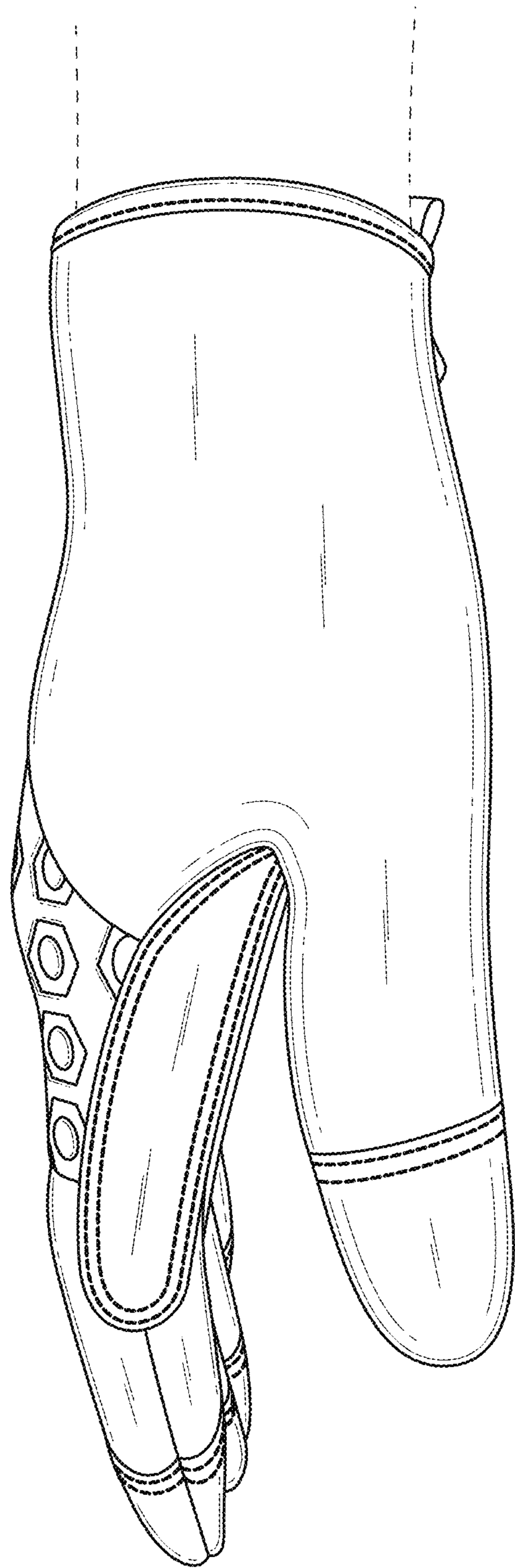


Fig. 4




Fig. 5

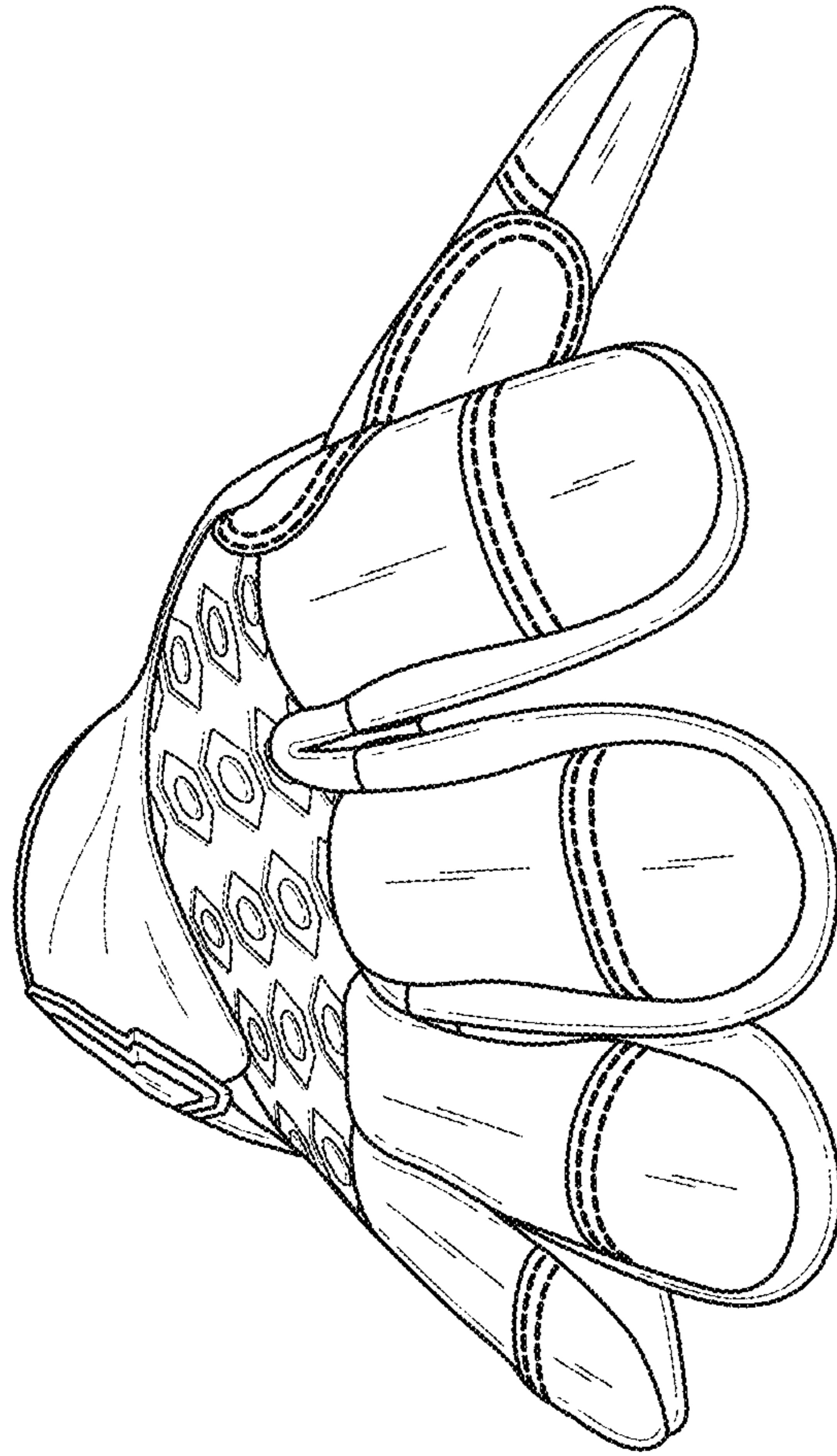


Fig. 6