



US00D779764S

(12) **United States Design Patent** (10) **Patent No.:** **US D779,764 S**
Thorsen (45) **Date of Patent:** **** Feb. 21, 2017**

- (54) **CARRIER ATTACHMENT FOR A VEHICLE**
- (71) Applicant: **Burro Creative Solutions**, Alexandria, VA (US)
- (72) Inventor: **Robert Ladd Thorsen**, Warrenton, VA (US)
- (73) Assignee: **Burro Creative Solutions**, Alexandria, VA (US)
- (**) Term: **15 Years**
- (21) Appl. No.: **29/538,173**
- (22) Filed: **Sep. 1, 2015**
- (51) **LOC (10) Cl.** **12-02**
- (52) **U.S. Cl.**
USPC **D34/27**
- (58) **Field of Classification Search**
USPC . D34/16, 27; 224/42.11, 538, 401; 280/653, 280/47.31, 659, 655.1, 47.33, 47.26, 280/47.34, 33.992, 33.995, 33.997
CPC B62B 3/1468; B62B 3/148; B62B 3/1484; B62B 3/1408; B62B 5/06; B62B 5/069; B62B 2501/06; B62B 1/208; B62B 1/206; B62B 1/18; B62B 1/20; B62B 1/186
See application file for complete search history.

- (56) **References Cited**
U.S. PATENT DOCUMENTS
- 4,281,843 A * 8/1981 Johnson B62B 1/10 280/47.19
- 4,350,366 A * 9/1982 Helms A01G 1/00 280/47.26
- 4,521,030 A * 6/1985 Vance B62B 1/12 280/42
- 4,708,274 A * 11/1987 Roche A61H 3/00 108/44
- 5,380,033 A * 1/1995 Harling B62B 1/12 280/47.19

- 5,415,521 A * 5/1995 Hufnagel F02M 37/048 415/55.1
- 5,687,979 A * 11/1997 Plevka B62B 1/20 280/47.19
- D393,129 S * 3/1998 Yemini D34/16
- 5,765,868 A * 6/1998 Ventrone B62B 5/00 220/482
- 5,957,352 A * 9/1999 Gares B25H 3/04 224/401
- 6,193,265 B1 * 2/2001 Yemini B60B 37/10 280/47.31
- D487,325 S * 3/2004 Nelsen D34/16
- 6,964,421 B2 * 11/2005 Friel B62B 1/20 280/47.31
- D600,423 S * 9/2009 Presnell D34/17
- D732,785 S * 6/2015 Thorsen D34/27
- 2005/0212238 A1 * 9/2005 Conley B25H 1/04 280/47.32

(Continued)

Primary Examiner — Cynthia Ramirez
(74) *Attorney, Agent, or Firm* — Maier & Maier, PLLC

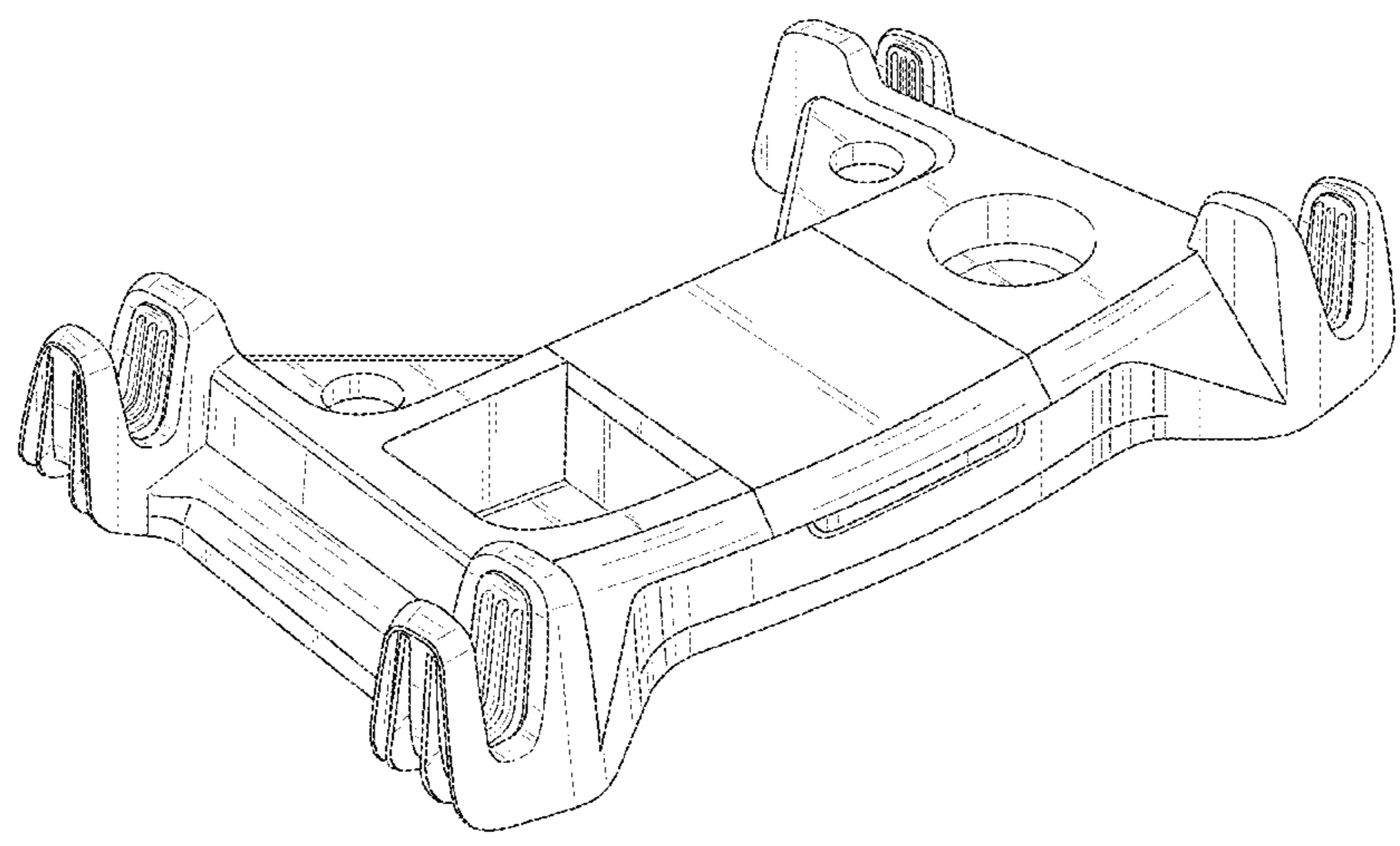
(57) **CLAIM**

The ornamental design for a carrier attachment for a vehicle, as shown and described.

DESCRIPTION

FIG. 1 is a top front perspective view of a carrier attachment for a vehicle showing my new design; FIG. 2 a top plan view thereof; FIG. 3 is a bottom plan view thereof; FIG. 4 is a right side elevation view thereof, the left side elevation view being a mirror image of the right side elevation view; FIG. 5 is a rear elevation view thereof; and, FIG. 6 is a front elevation view thereof. The dashed broken lines in FIG. 3 are to show portions of the carrier attachment for a vehicle and form no part of the claimed design.

1 Claim, 6 Drawing Sheets



(56)

References Cited

U.S. PATENT DOCUMENTS

2007/0039986 A1* 2/2007 Tomasi B25H 3/04
224/401
2010/0116960 A1* 5/2010 Lusk B62B 1/266
248/314
2011/0260420 A1* 10/2011 Volin B62B 1/204
280/47.31
2015/0001267 A1* 1/2015 Thorsen B62B 1/204
224/401

* cited by examiner

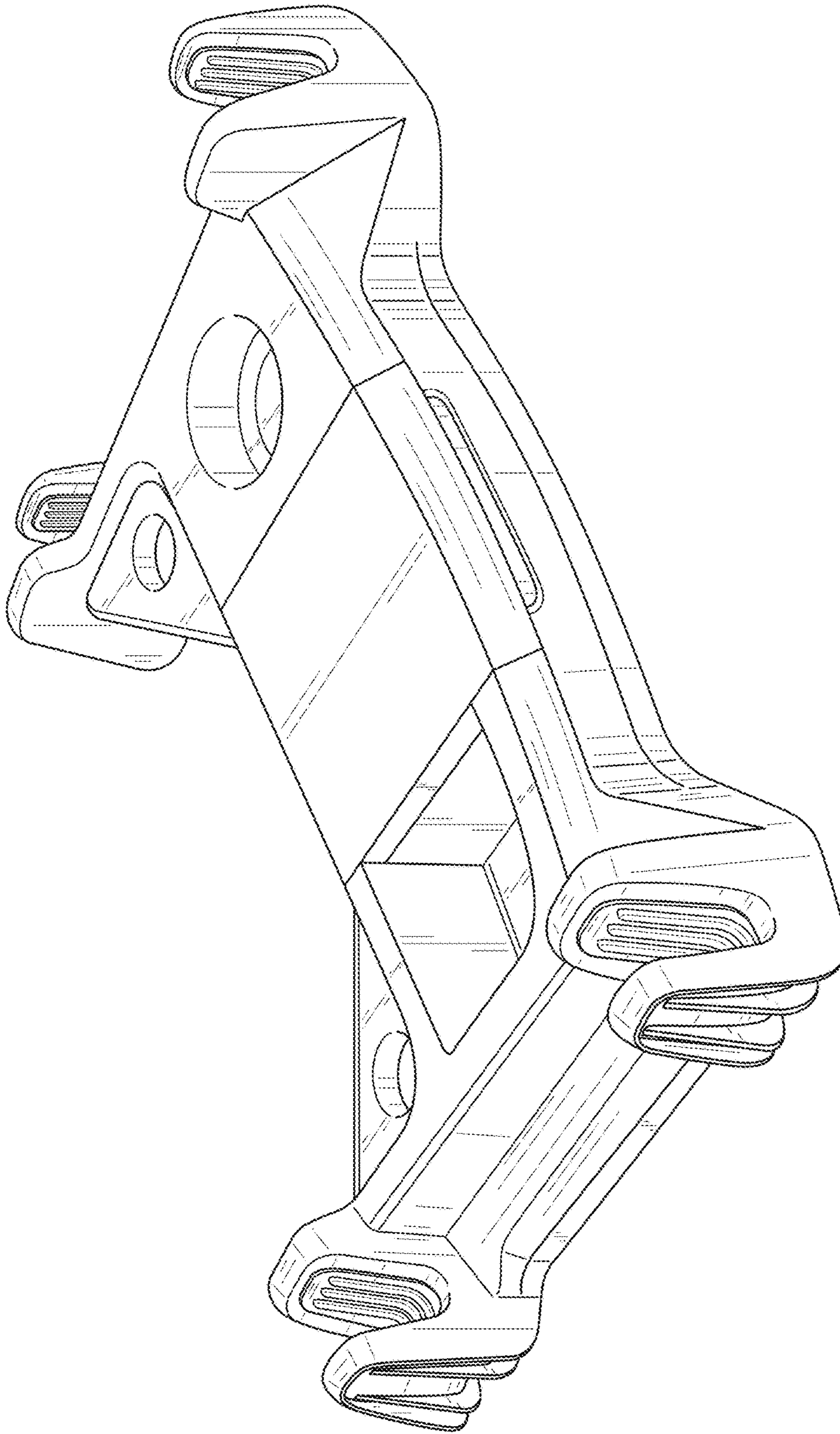


FIG. 1

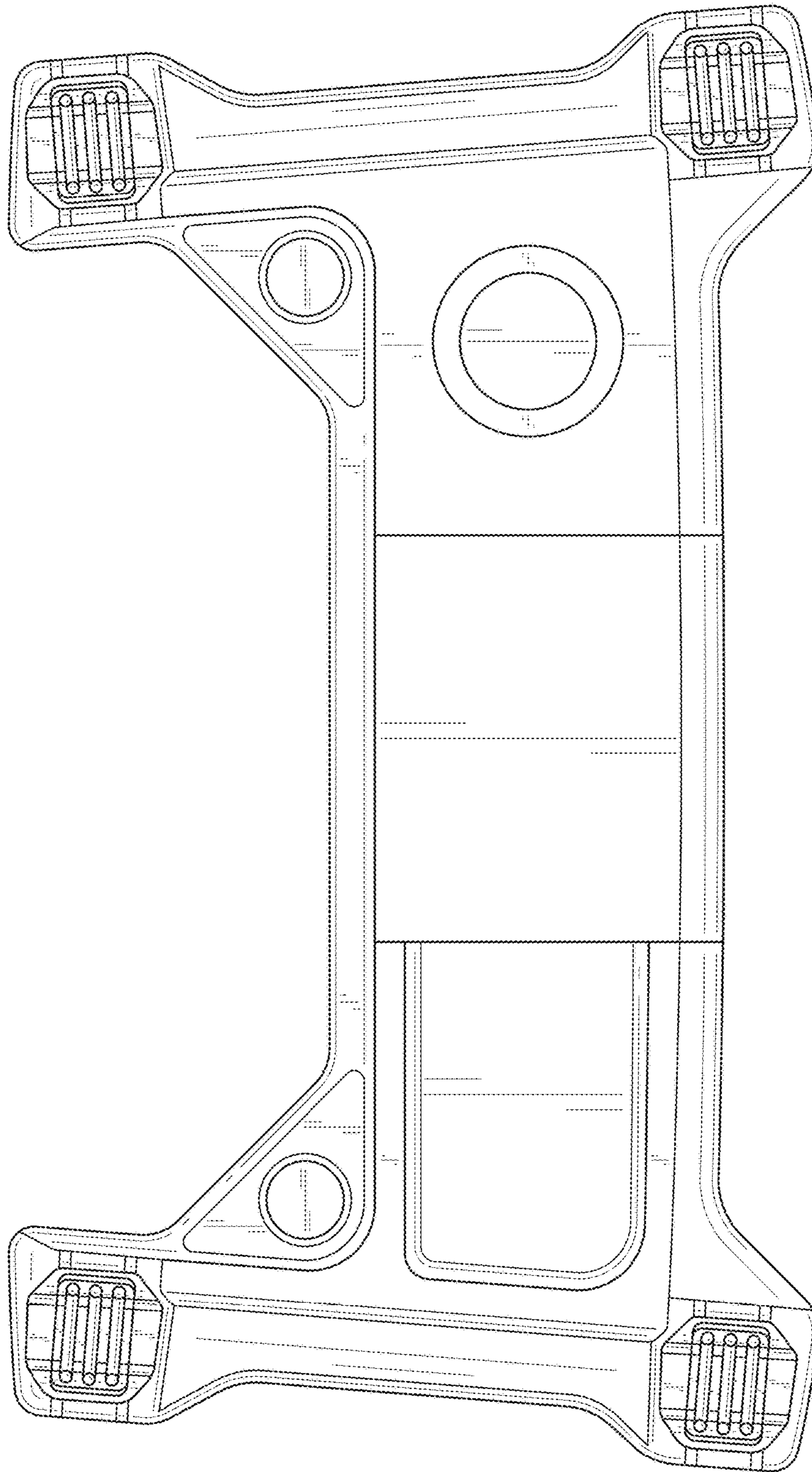


FIG. 2

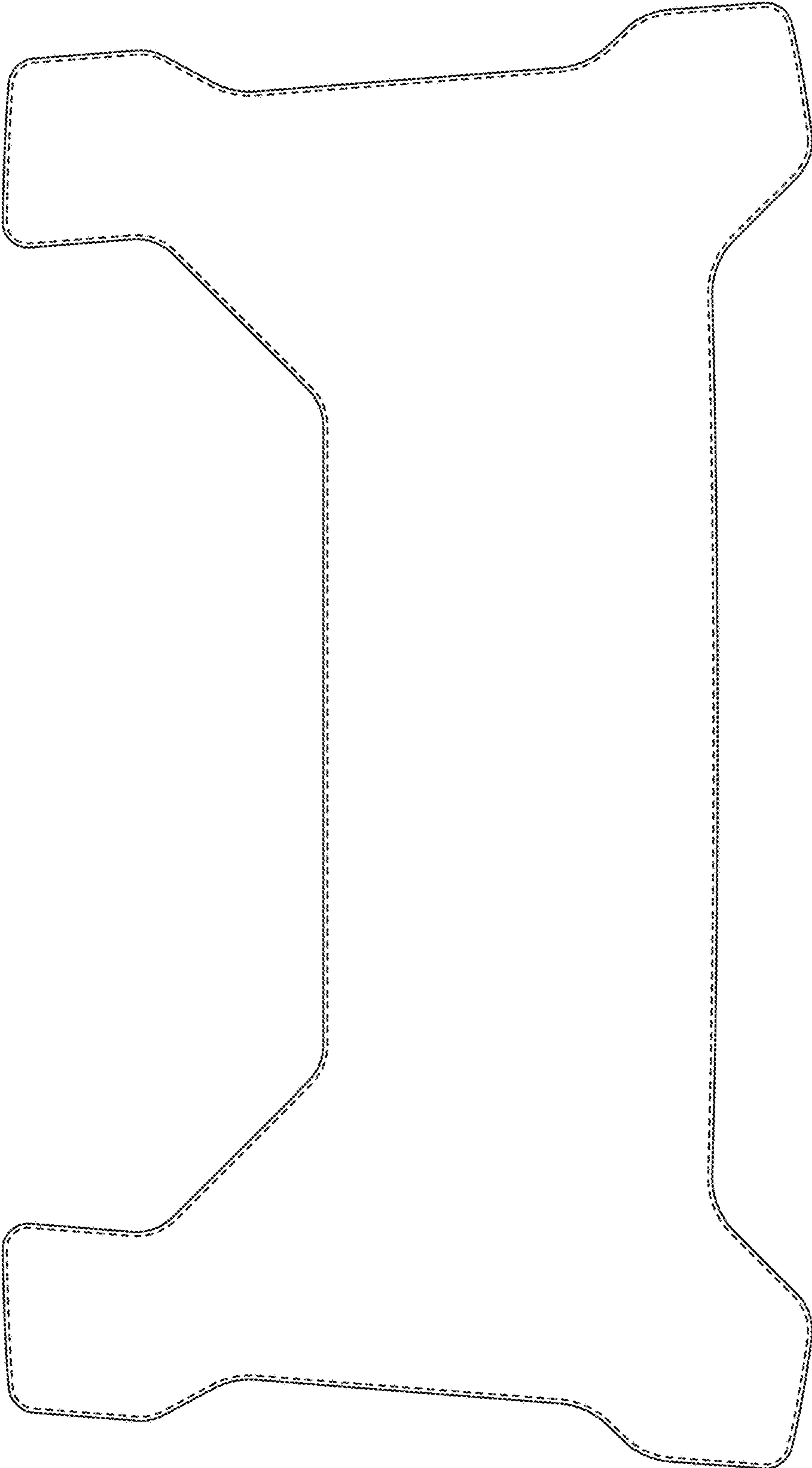


FIG. 3

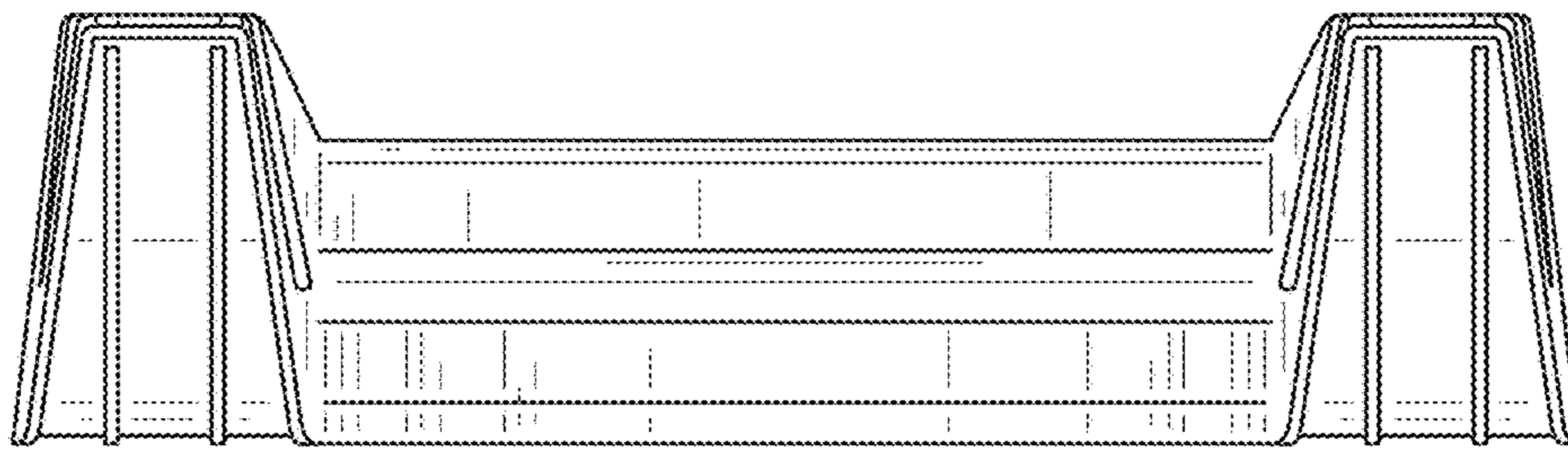


FIG. 4

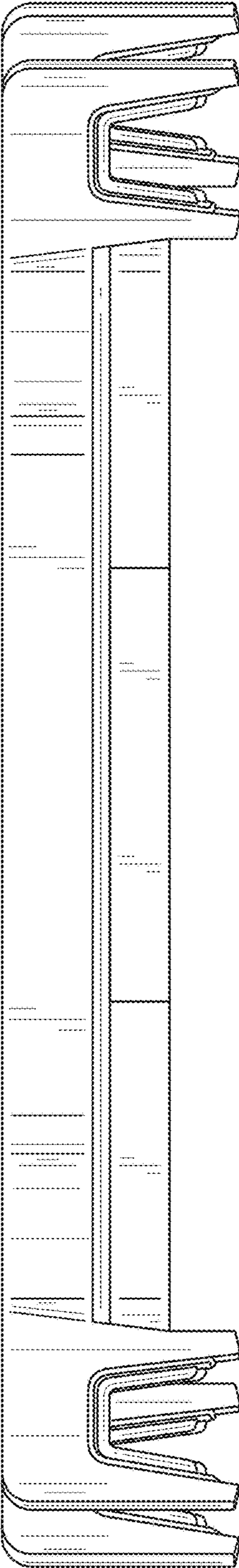


FIG. 5

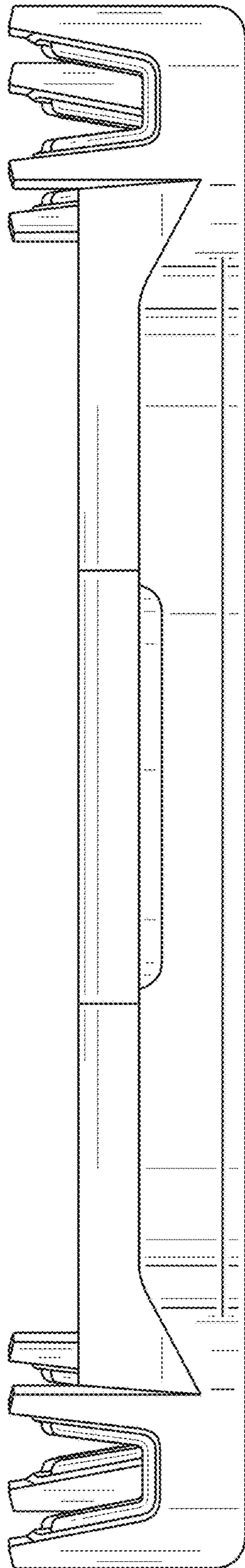


FIG. 6