



US00D779756S

(12) **United States Design Patent**  
**Spitaletta**

(10) **Patent No.:** **US D779,756 S**

(45) **Date of Patent:** **\*\* Feb. 21, 2017**

(54) **CLEANING PAD**

(71) Applicant: **Charles Spitaletta**, Mahwah, NJ (US)

(72) Inventor: **Charles Spitaletta**, Mahwah, NJ (US)

(73) Assignee: **The Fifty/Fifty Group, Inc.**,  
Hackensack, NJ (US)

(\*\*) Term: **14 Years**

(21) Appl. No.: **29/517,557**

(22) Filed: **Feb. 13, 2015**

(51) **LOC (10) Cl.** ..... **08-99**

(52) **U.S. Cl.**  
USPC ..... **D32/35**

(58) **Field of Classification Search**  
USPC ..... D32/35, 40, 41, 42, 43, 44, 45, 46;  
D28/7, 63; 15/208, 244.1, 244.3, 244.4,  
15/216, 219, 227; D5/57, 58, 53, 56, 54  
CPC ..... A47L 13/00; A47L 13/10; A47L 13/12;  
A47L 13/16; A47L 13/17; A47L 13/18  
See application file for complete search history.

(56) **References Cited**

**U.S. PATENT DOCUMENTS**

- D434,913 S \* 12/2000 Schmidt ..... D5/53
- 6,687,941 B2 \* 2/2004 Billat ..... A47L 13/16  
15/104.94
- D529,721 S \* 10/2006 Harkenrider ..... D5/56
- D633,672 S \* 3/2011 McKnight ..... D32/40
- D633,673 S \* 3/2011 McKnight ..... D32/40
- D636,136 S \* 4/2011 Hoyle ..... D32/40

- D640,025 S \* 6/2011 Wildeman ..... D32/40
- D657,513 S \* 4/2012 Wildeman ..... D32/40
- 8,257,818 B2 \* 9/2012 Ellis ..... A47L 13/17  
15/104.002
- D673,745 S \* 1/2013 Pung ..... D32/40
- D673,746 S \* 1/2013 Pung ..... D32/40
- D683,094 S \* 5/2013 Pung ..... D32/40
- D688,017 S \* 8/2013 Uchiyama ..... D32/40
- D739,106 S \* 9/2015 Hoying ..... D32/40

\* cited by examiner

*Primary Examiner* — Susan Bennett Hattan

*Assistant Examiner* — Rebecca Tsehaye

(74) *Attorney, Agent, or Firm* — Whitmyer IP Group LLC

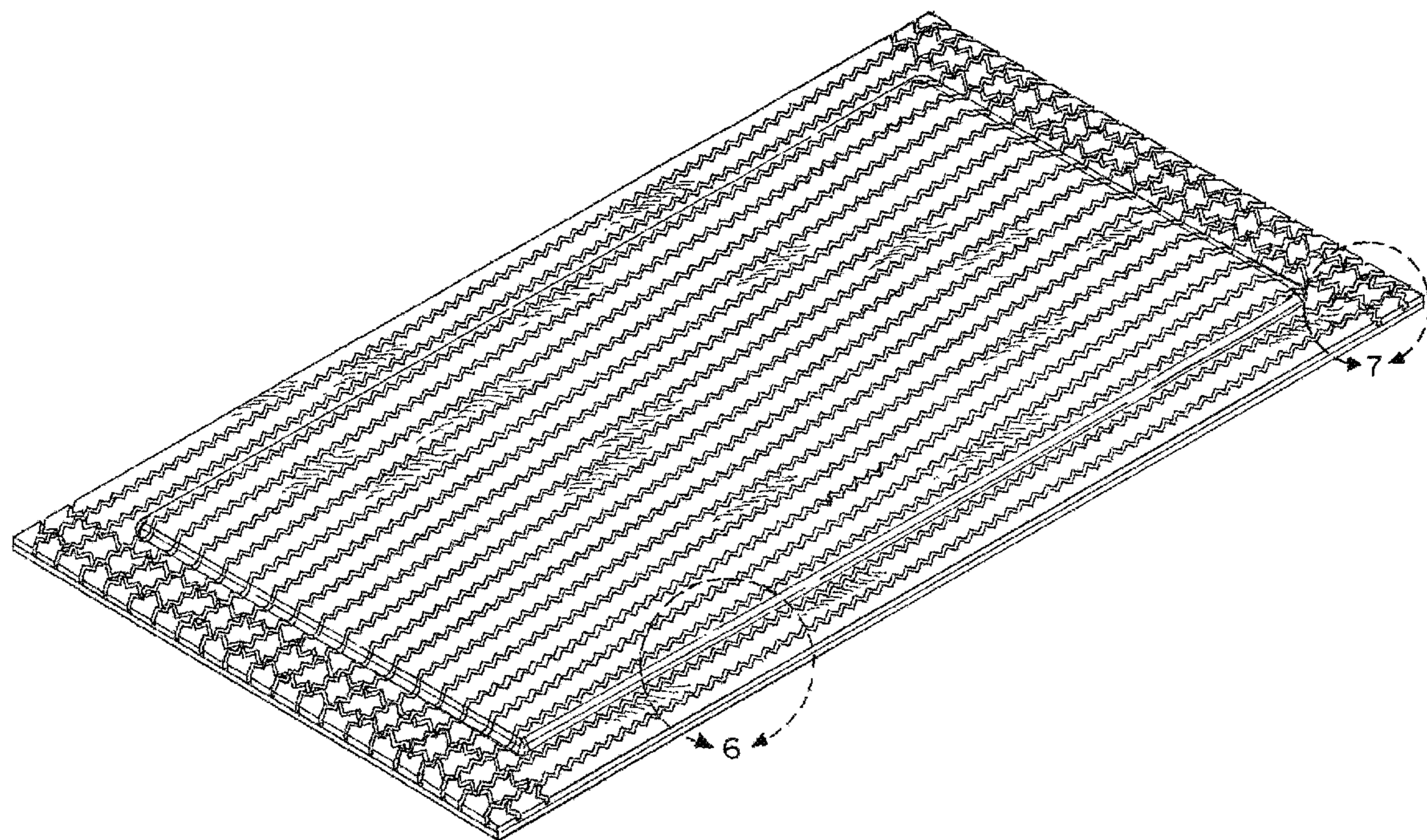
(57) **CLAIM**

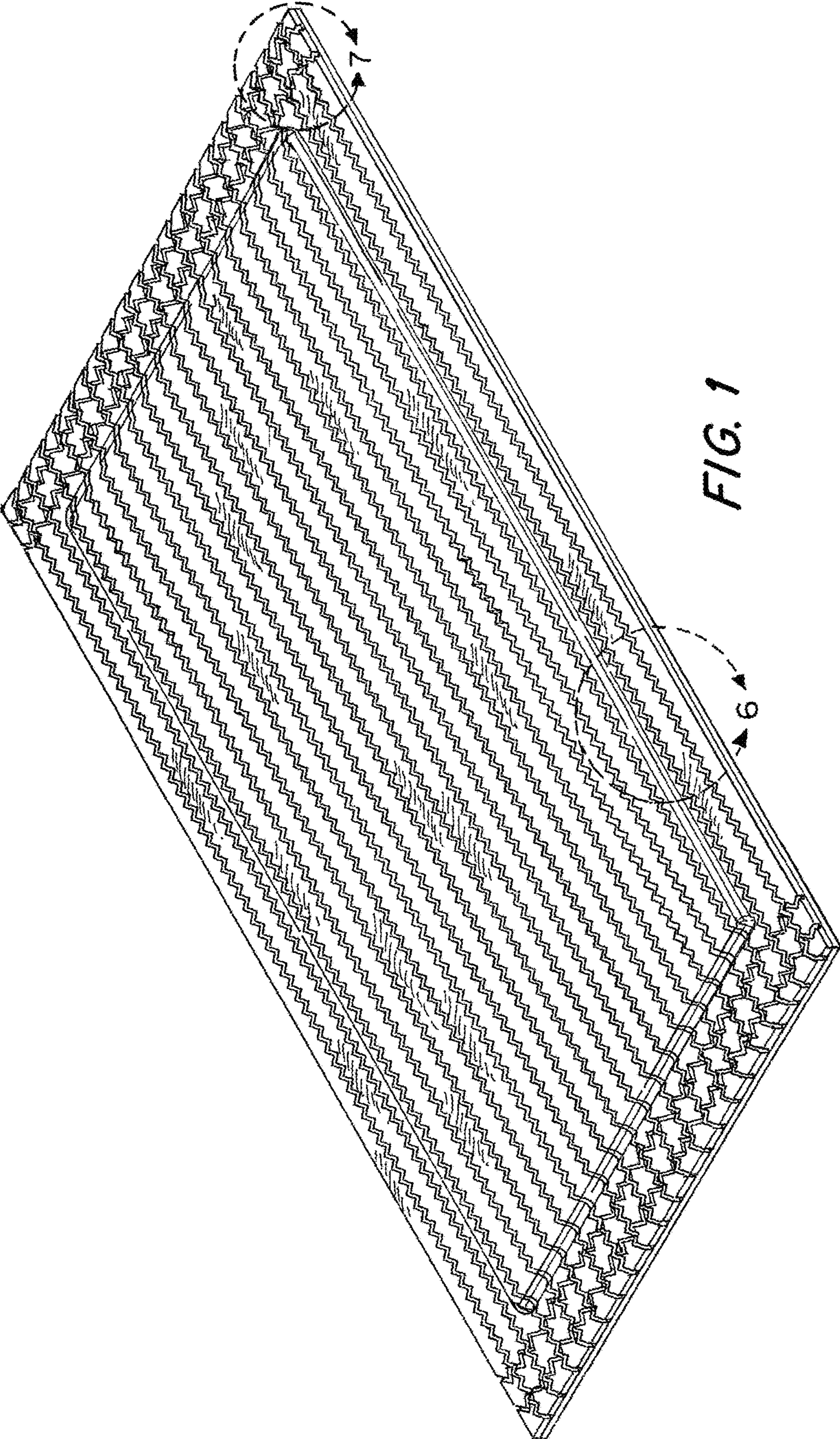
The ornamental design for a cleaning pad, as shown and described.

**DESCRIPTION**

FIG. 1 is a front isometric view of a cleaning pad showing the new design;  
 FIG. 2 is a top plan view thereof;  
 FIG. 3 is a bottom plan thereof;  
 FIG. 4 is a front elevation view thereof;  
 FIG. 5 is a left side elevation view thereof; the right side elevation view being a mirror image thereof;  
 FIG. 6 is a front isometric view of a portion of the cleaning pad, as indicated in FIG. 1; and,  
 FIG. 7 is a front isometric view of a portion of the cleaning pad, as indicated in FIG. 1.  
 The broken lines shown in FIGS. 1, 6, and 7 form no part of the claimed design.

**1 Claim, 6 Drawing Sheets**






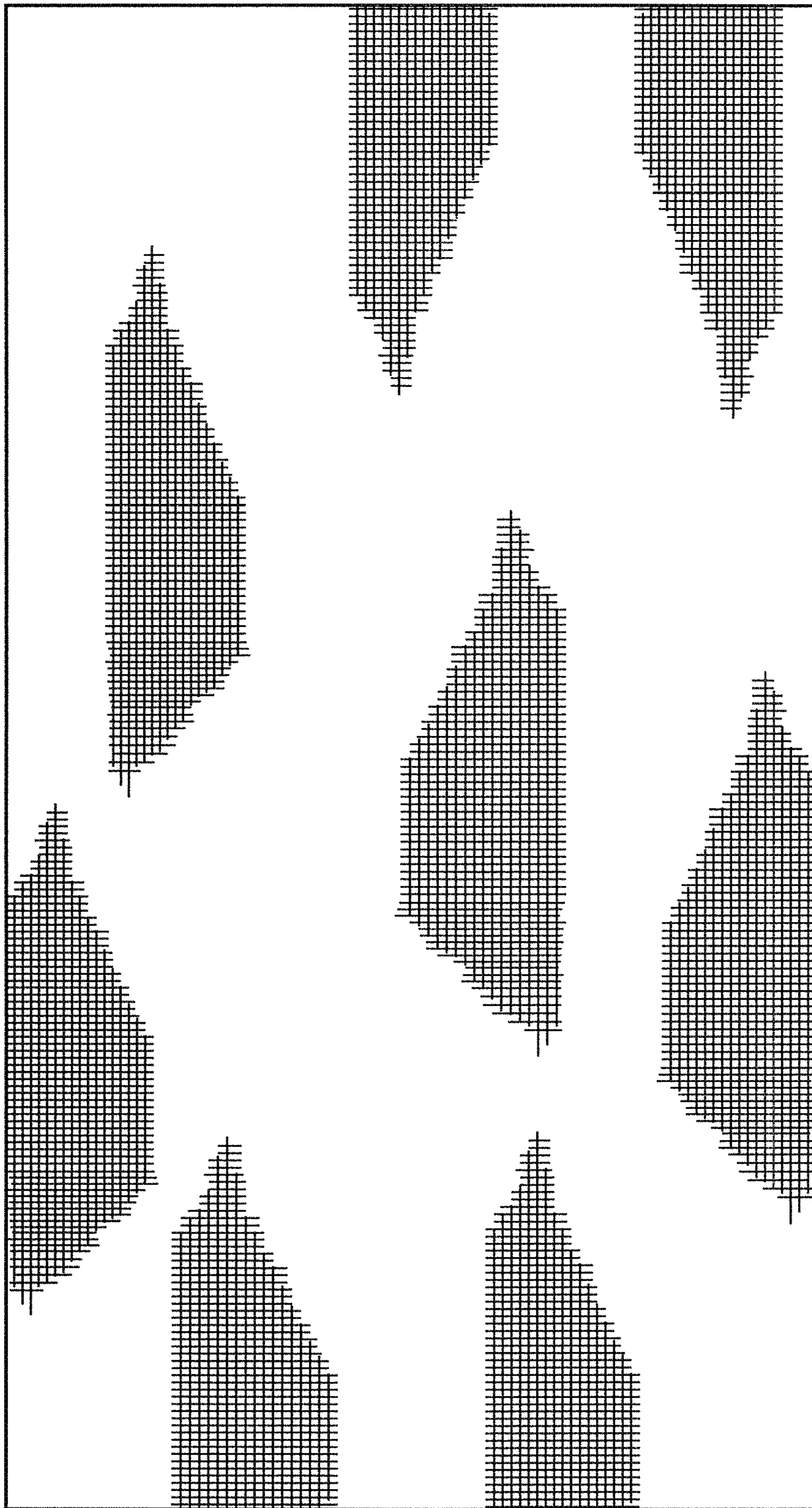


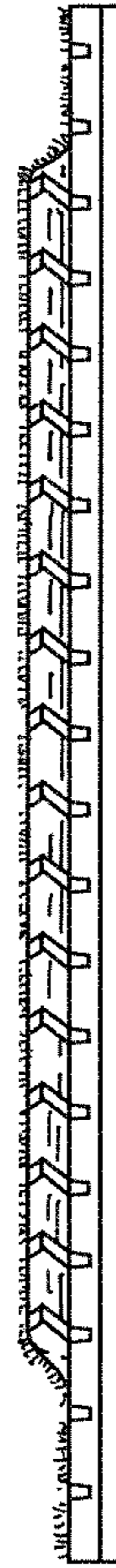
FIG. 2



*FIG. 3*



*FIG. 4*



*FIG. 5*

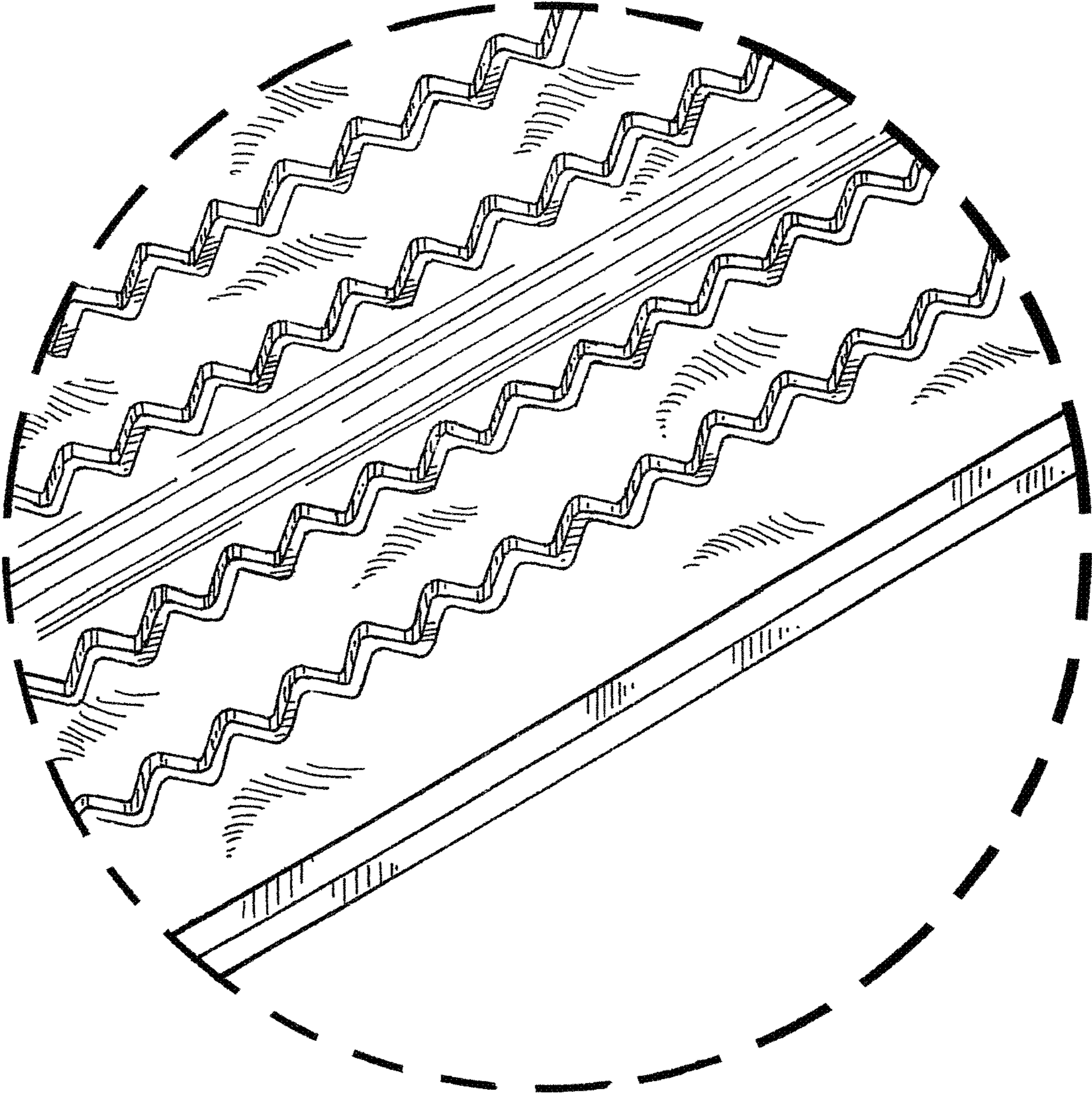
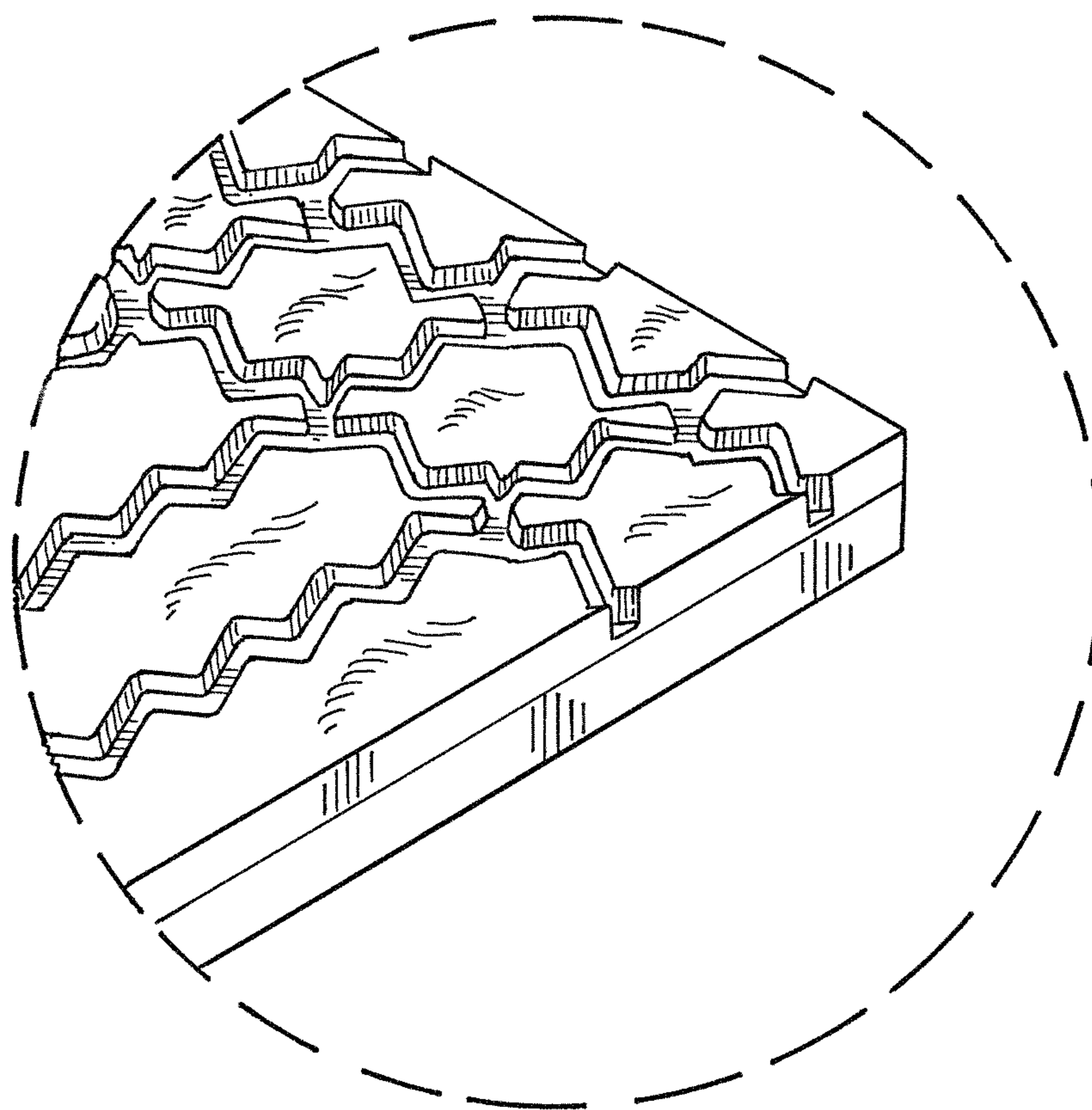


FIG. 6



*FIG. 7*