



US00D779753S

(12) **United States Design Patent**  
**Mikula et al.**

(10) **Patent No.:** **US D779,753 S**  
(45) **Date of Patent:** **\*\* Feb. 21, 2017**

(54) **ACCESSORY TOOL FOR A FLOOR CARE APPLIANCE**

(71) Applicant: **BISSELL Homecare, Inc.**, Grand Rapids, MI (US)

(72) Inventors: **Jacob Mikula**, Grand Rapids, MI (US); **Adam G. Carr**, Ada, MI (US); **Drew A. Johnson**, Coopersville, MI (US)

(73) Assignee: **BISSELL Homecare, Inc.**, Grand Rapids, MI (US)

(\*\*) Term: **15 Years**

(21) Appl. No.: **29/546,284**

(22) Filed: **Nov. 20, 2015**

(51) **LOC (10) Cl.** ..... **15-05**

(52) **U.S. Cl.**  
USPC ..... **D32/32**

(58) **Field of Classification Search**  
USPC ..... D32/31-33, 17  
CPC ..... D06F 87/00; A47L 5/24; A47L 11/34;  
A47L 11/4044; A47L 11/4086; A47L  
9/02; A47L 9/0461; A47L 9/0693; A47L  
9/06; A47L 7/009

See application file for complete search history.

(56) **References Cited**

**U.S. PATENT DOCUMENTS**

D359,148 S \* 6/1995 Henrie ..... D32/33  
D405,570 S \* 2/1999 Broecking ..... D32/32

D509,332 S \* 9/2005 White ..... D32/32  
D513,101 S \* 12/2005 Allard ..... D32/32  
D590,111 S \* 4/2009 Wiljanen ..... D32/32  
7,631,386 B1 \* 12/2009 Santiago ..... A46B 9/02  
15/22.1  
D666,373 S \* 8/2012 Eden ..... D32/32  
2003/0033687 A1 \* 2/2003 Tsen ..... A47L 11/34  
15/322  
2003/0208872 A1 \* 11/2003 Tsen ..... A47L 11/34  
15/321  
2016/0037989 A1 \* 2/2016 Theising ..... A47L 9/30  
15/324  
2016/0270612 A1 \* 9/2016 Witter ..... A47L 9/06

\* cited by examiner

*Primary Examiner* — Ruth McInroy

(74) *Attorney, Agent, or Firm* — McGarry Bair PC

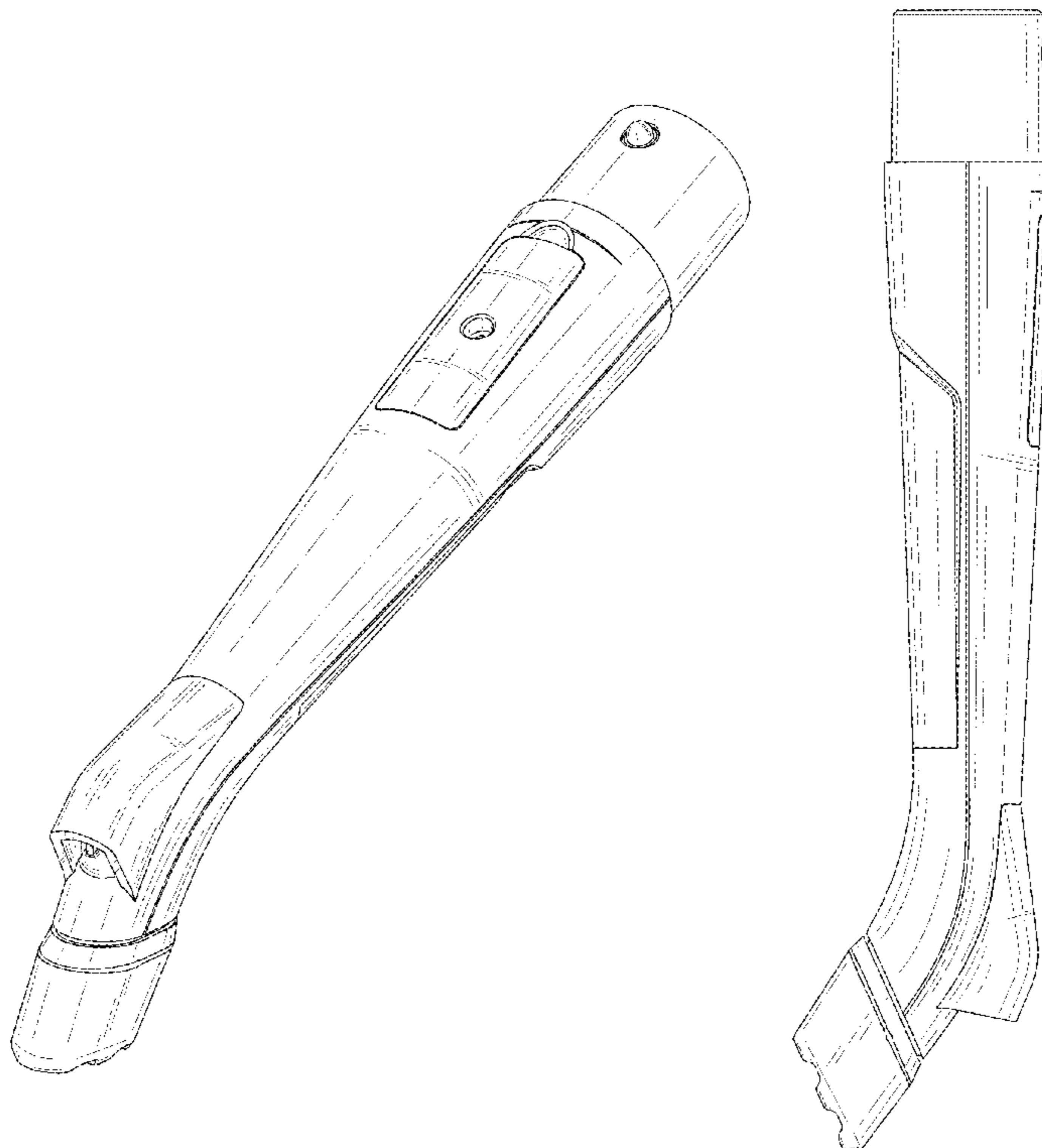
(57) **CLAIM**

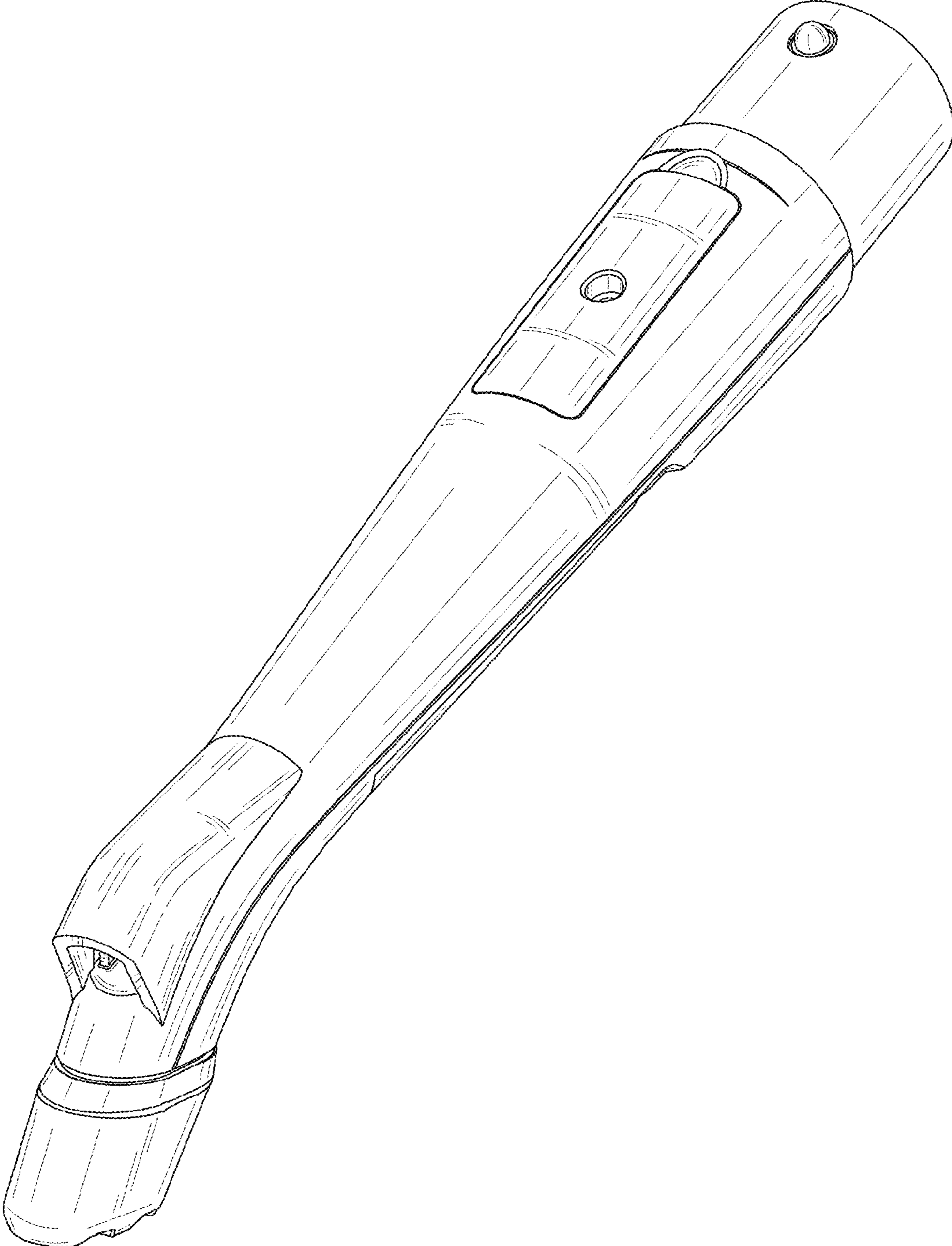
The ornamental design for an accessory tool for a floor care appliance, as shown and described.

**DESCRIPTION**

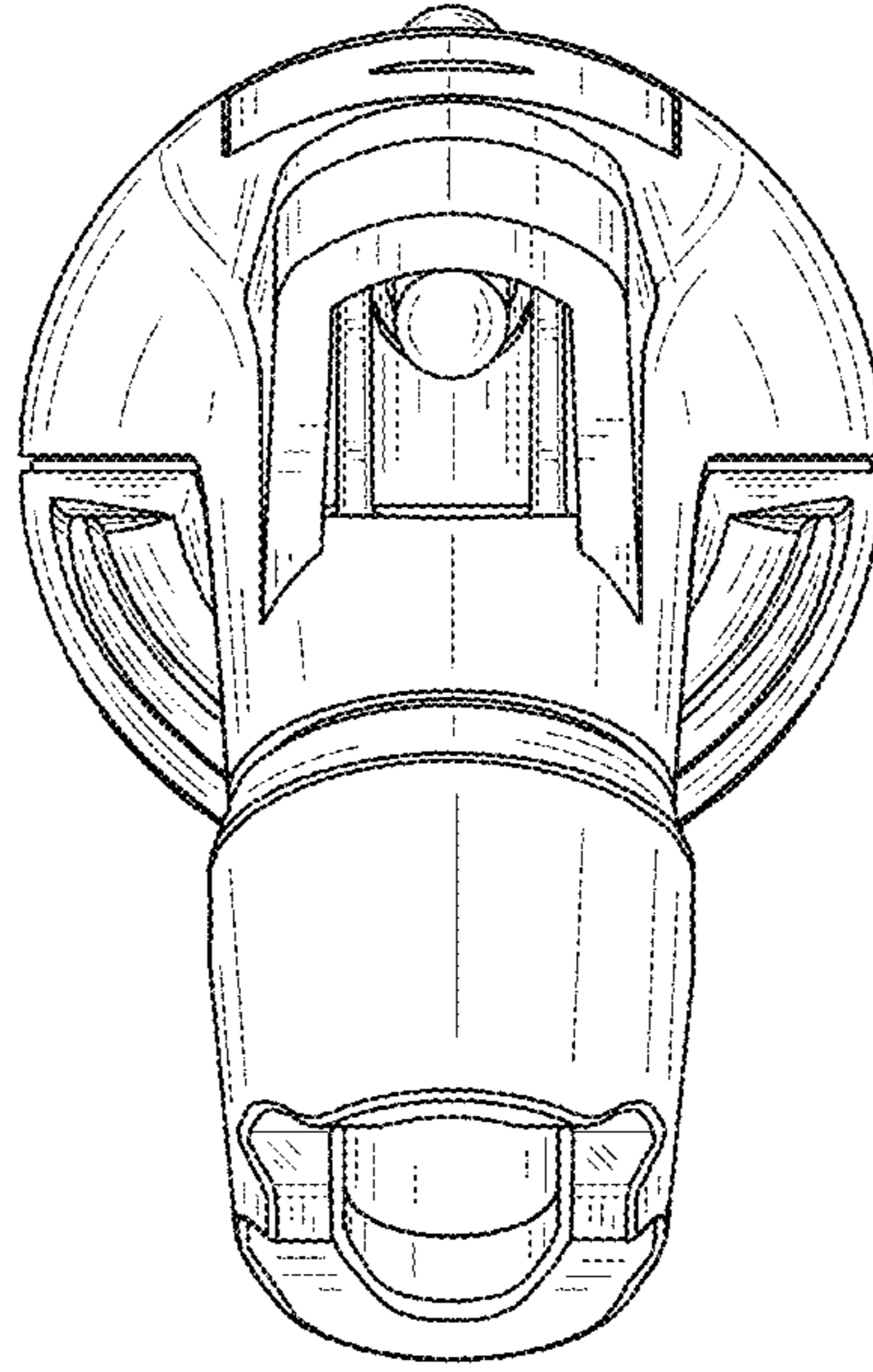
FIG. 1 is a perspective view of an accessory tool for a floor care appliance showing our new design;  
FIG. 2 is a front view thereof;  
FIG. 3 is a rear view thereof;  
FIG. 4 is a left side view thereof, the right side being a mirror image;  
FIG. 5 is a top view thereof; and,  
FIG. 6 is a bottom view thereof.  
The broken lines shown in the drawings are included for illustrative purposes only and form no part of the claimed design.

**1 Claim, 4 Drawing Sheets**

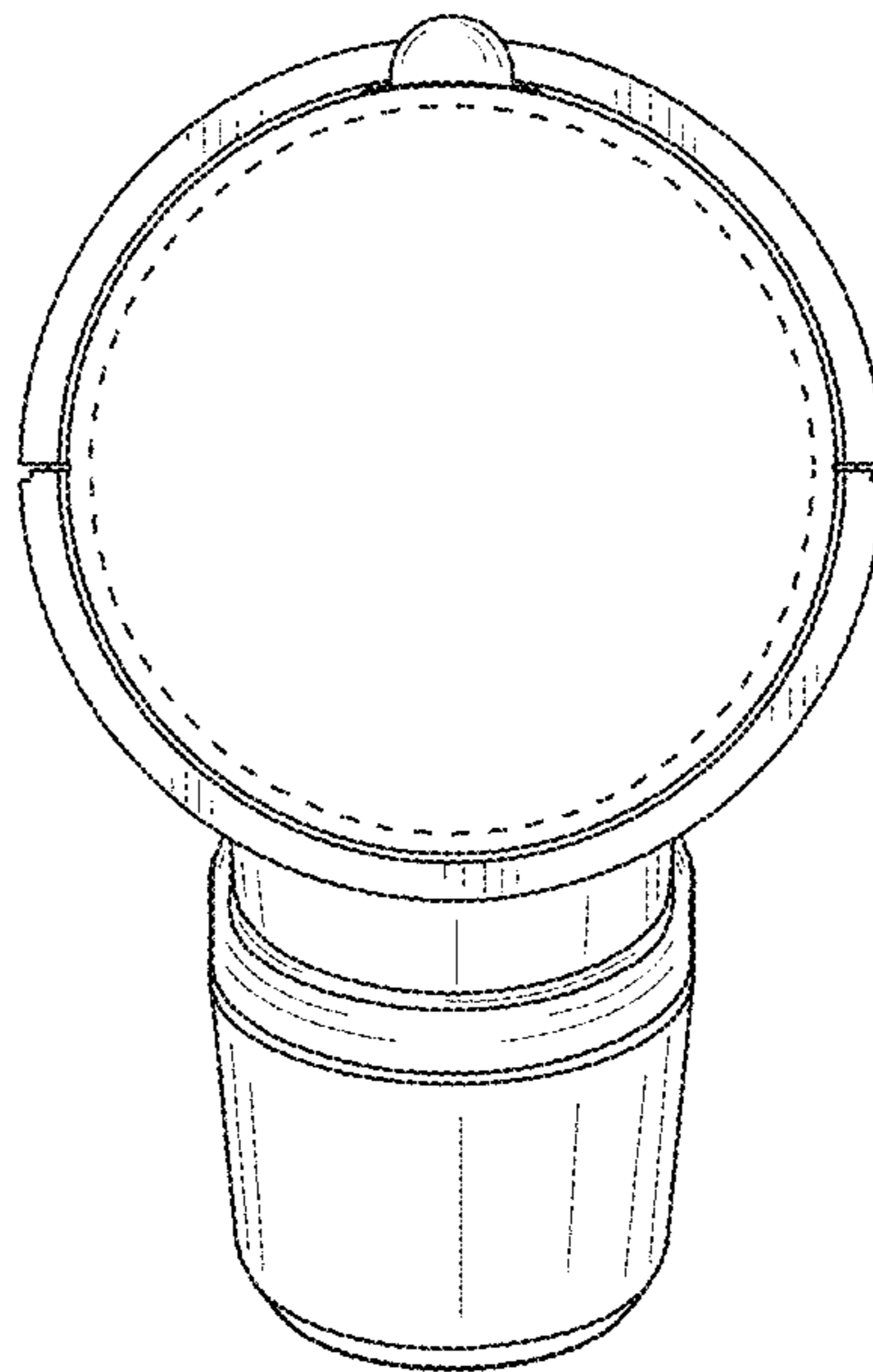




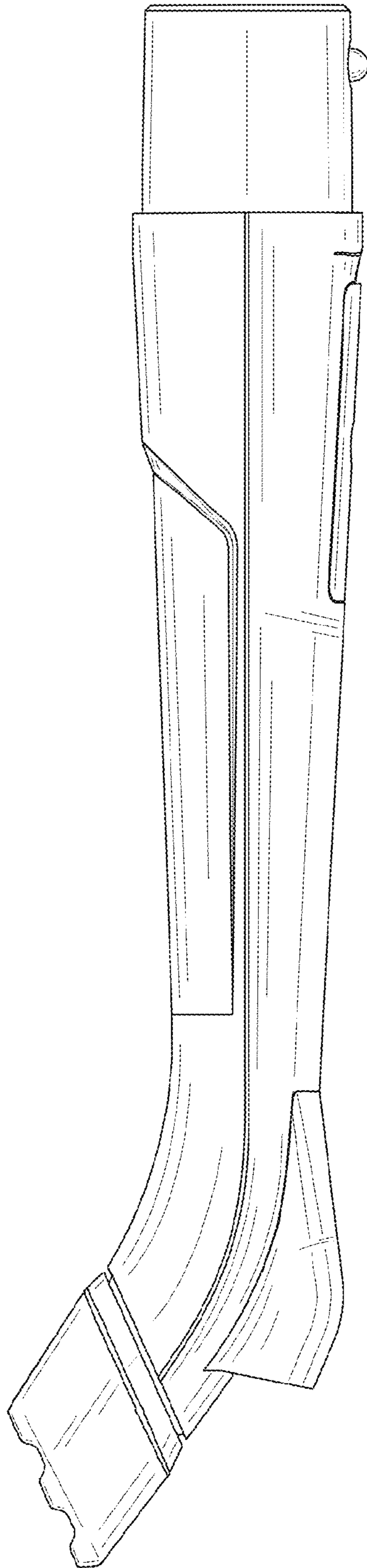
**FIG. 1**



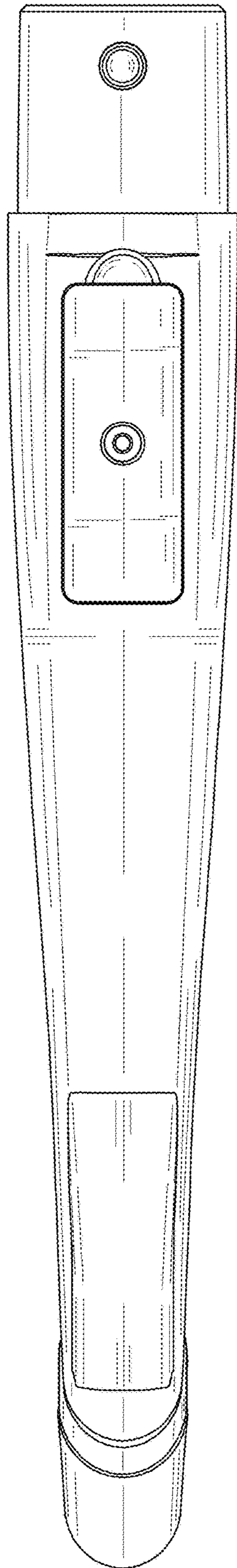
**FIG. 2**



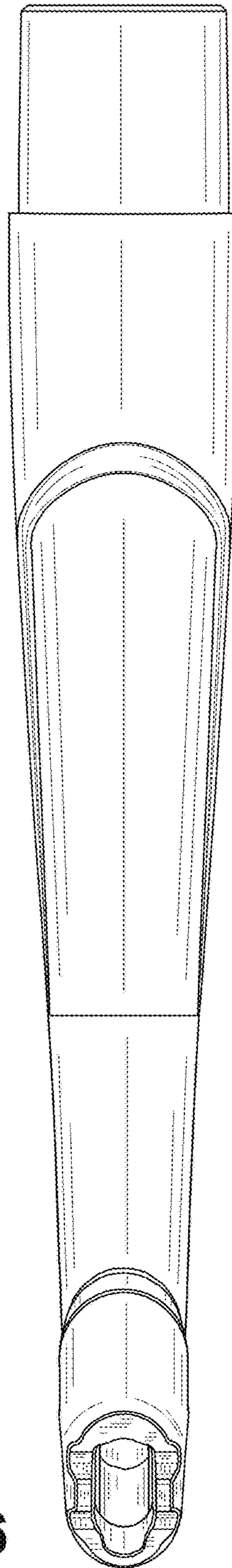
**FIG. 3**



**FIG. 4**



**FIG. 5**



**FIG. 6**