



US00D779749S

(12) **United States Design Patent**  
**Gammack et al.**

(10) **Patent No.:** **US D779,749 S**

(45) **Date of Patent:** **\*\* \*Feb. 21, 2017**

(54) **VACUUM CLEANER**

(71) Applicant: **Dyson Technology Limited**, Wiltshire (GB)

(72) Inventors: **Peter David Gammack**, Swindon (GB); **Jonathan George Marsh**, Swindon (GB); **Adam James Bates**, Oxford (GB); **Mark Stamford Vanderstegen-Drake**, Gloucester (GB)

(73) Assignee: **Dyson Technology Limited**, Malmesbury, Wiltshire (GB)

(\*) Notice: This patent is subject to a terminal disclaimer.

(\*\*) Term: **14 Years**

(21) Appl. No.: **29/519,102**

(22) Filed: **Mar. 2, 2015**

(30) **Foreign Application Priority Data**

Aug. 28, 2014 (EM) ..... 001419931-0001

(51) **LOC (10) Cl.** ..... **15-05**

(52) **U.S. Cl.**  
USPC ..... **D32/21**

(58) **Field of Classification Search**

USPC ..... D32/18, 21-24, 31

CPC ..... A47L 9/16; A47L 9/20; A47L 9/1683;

A47L 9/1666; A47L 9/1608; A47L

9/2857; A47L 9/2842; A47L

9/2836; A47L 9/2847; A47L

9/2852; A47L 5/28; A47L 7/0038; G06N

3/008; E04H 4/1654

See application file for complete search history.

(56) **References Cited**

**U.S. PATENT DOCUMENTS**

D527,854 S 9/2006 Marzynski

D548,411 S 8/2007 Schröter

D548,902 S 8/2007 Chun et al.  
D556,961 S 12/2007 Swyst et al.  
7,441,298 B2 10/2008 Svendsen et al.  
D586,959 S 2/2009 Geringer et al.  
D593,265 S 5/2009 Carr et al.  
D596,815 S 7/2009 Baek  
7,832,048 B2 11/2010 Harwig et al.  
D658,341 S 4/2012 Nam et al.  
D659,920 S 5/2012 Lee et al.  
D661,032 S 5/2012 Lee et al.  
D661,439 S 6/2012 Lee et al.  
D661,440 S 6/2012 Lee et al.

(Continued)

**OTHER PUBLICATIONS**

Vanderstegen-Drake et al., U.S. Office Action mailed Apr. 22, 2015, directed to U.S. Appl. No. 29/474,610; 6 pages.

(Continued)

*Primary Examiner* — Ruth McInroy

(74) *Attorney, Agent, or Firm* — Morrison & Foerster LLP

(57) **CLAIM**

We claim the ornamental design for a vacuum cleaner, as shown and described.

**DESCRIPTION**

FIG. 1 is a perspective view of a vacuum cleaner showing our new design;

FIG. 2 is a front view thereof;

FIG. 3 is a rear view thereof;

FIG. 4 is a side view thereof;

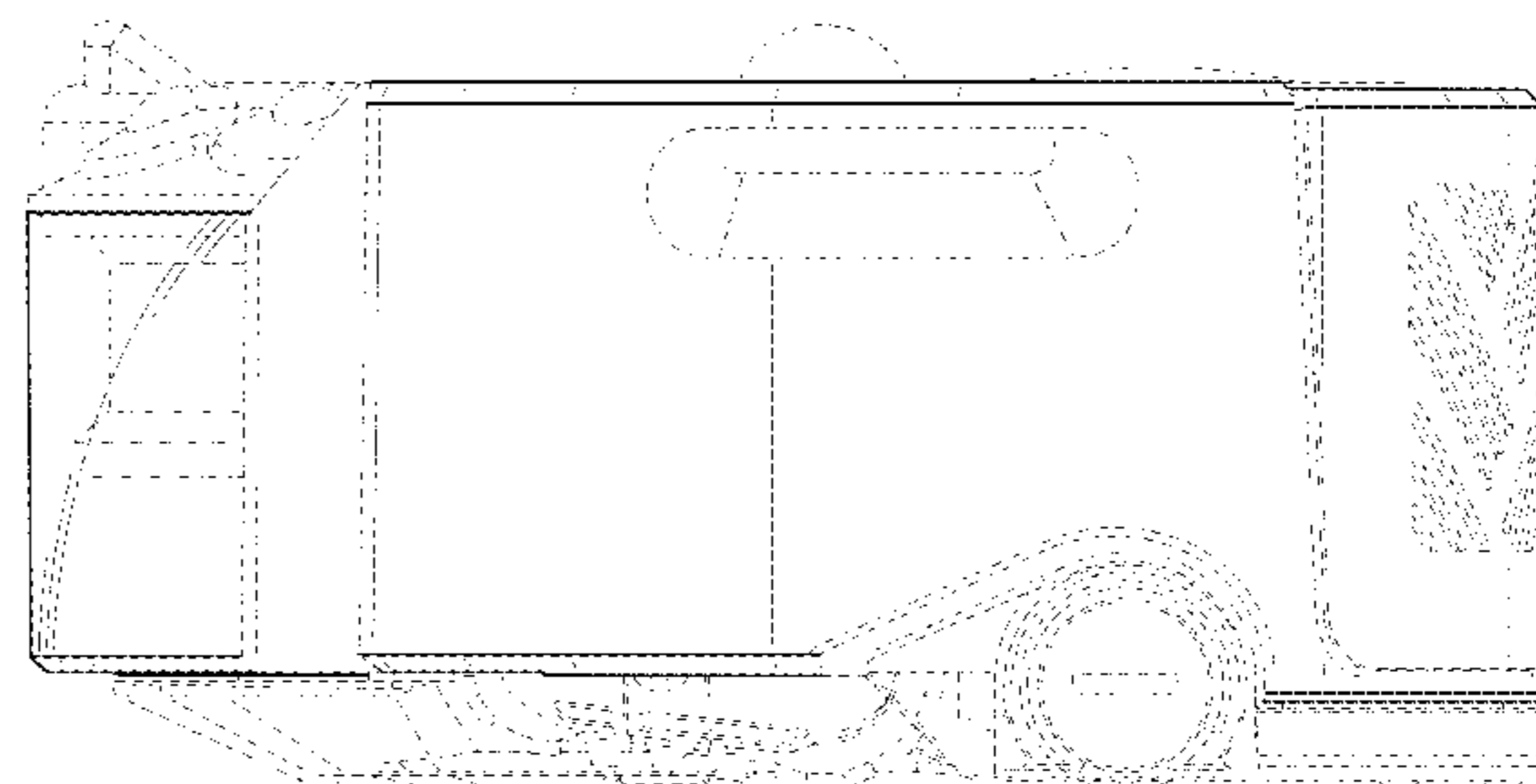
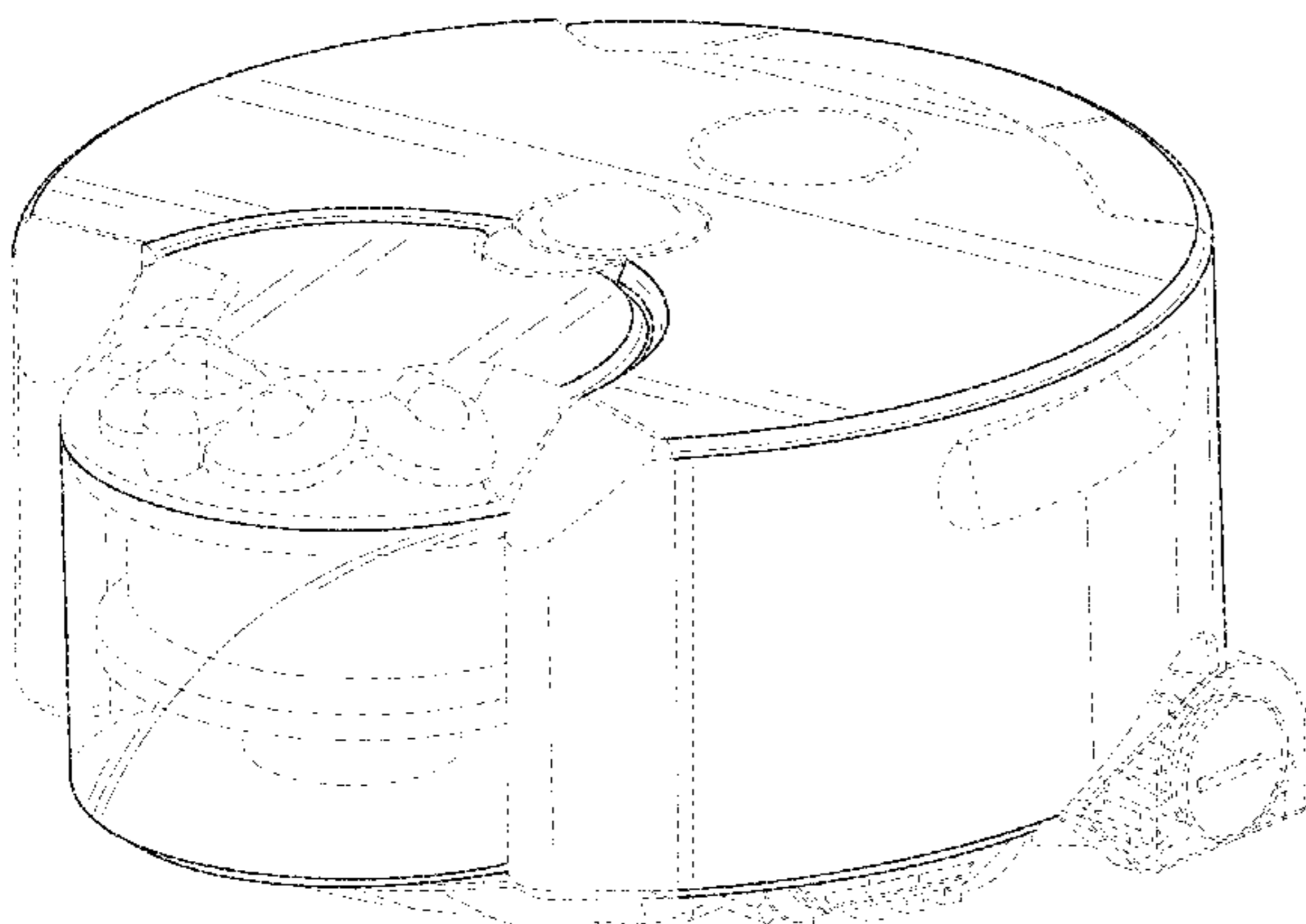
FIG. 5 is a side view of the opposite side of FIG. 4;

FIG. 6 is a top view thereof; and,

FIG. 7 is a bottom view thereof.

The details shown in broken lines form no part of the claimed design.

**1 Claim, 7 Drawing Sheets**



(56)

References Cited

OTHER PUBLICATIONS

U.S. PATENT DOCUMENTS

D665,547 S 8/2012 Nam et al.  
 D669,235 S 10/2012 Bassett et al.  
 D670,877 S 11/2012 Geringer et al.  
 8,370,985 B2 2/2013 Schnittman et al.  
 8,438,695 B2 5/2013 Gilbert, Jr. et al.  
 D690,478 S 9/2013 Li et al.  
 D691,337 S 10/2013 Kim et al.  
 8,584,307 B2 11/2013 Won et al.  
 8,627,542 B2 1/2014 Kim et al.  
 D710,558 S \* 8/2014 Mitchell ..... D32/21  
 D710,559 S \* 8/2014 Mitchell ..... D32/21  
 D718,911 S \* 12/2014 Vanderstegen-Drake ..... D32/21  
 D753,356 S \* 4/2016 Vanderstegen-Drake ..... D32/21  
 2006/0288519 A1 12/2006 Jaworski et al.  
 2007/0266508 A1 11/2007 Jones et al.  
 2011/0191976 A1 8/2011 Yan  
 2012/0023699 A1 2/2012 Shim et al.  
 2012/0047676 A1 3/2012 Jung et al.  
 2012/0084934 A1 4/2012 Li  
 2012/0317744 A1 12/2012 Gilbert, Jr. et al.  
 2012/0317745 A1 12/2012 Jung et al.  
 2013/0025085 A1 1/2013 Kim et al.  
 2013/0061417 A1 3/2013 Vanderstegen-Drake et al.  
 2013/0086760 A1 4/2013 Han et al.  
 2013/0152332 A1 6/2013 Jang  
 2013/0305484 A1 \* 11/2013 Dyson ..... A47L 9/009  
 15/353  
 2013/0340201 A1 12/2013 Jang et al.  
 2014/0312813 A1 10/2014 Murchie et al.  
 2016/0058259 A1 \* 3/2016 Mitchell ..... A47L 9/1633  
 15/353

Vanderstegen-Drake et al., U.S. Office Action mailed Aug. 12, 2015, directed to U.S. Appl. No. 29/474,610; 10 pages.  
 Vanderstegen-Drake et al., U.S. Office Action mailed Jan. 27, 2014, directed to U.S. Appl. No. 29/450,789; 8 pages.  
 Vanderstegen-Drake et al., U.S. Office Action mailed Jun. 27, 2014, directed to U.S. Appl. No. 29/450,789; 7 pages.  
 Mitchell et al, U.S. Office Action mailed Jan. 27, 2014, directed to U.S. Appl. No. 29/450,791; 8 pages.  
 Mitchell et al, U.S. Office Action mailed Jan. 24, 2014, directed to U.S. Appl. No. 29/450,792; 9 pages.  
 Vanderstegen-Drake et al., U.S. Office Action mailed May 4, 2016, directed to U.S. Appl. No. 29/519,093; 7 pages.  
 Mitchell et al., U.S. Office Action mailed May 20, 2016, directed to U.S. Appl. No. 29/519,094; 10 pages.  
 Mitchell et al., U.S. Office Action mailed May 3, 2016, directed to U.S. Appl. No. 29/519,095; 6 pages.  
 Vanderstegen-Drake et al., U.S. Office Action mailed May 3, 2016, directed to U.S. Appl. No. 29/519,097; 6 pages.  
 Vanderstegen-Drake et al., U.S. Office Action mailed May 20, 2016, directed to U.S. Appl. No. 29/519,116; 6 pages.  
 Vanderstegen-Drake et al., U.S. Office Action mailed May 3, 2016, directed to U.S. Appl. No. 29/519,118; 5 pages.  
 Vanderstegen-Drake et al., U.S. Office Action mailed May 31, 2016, directed to U.S. Appl. No. 29/555,300; 9 pages.

\* cited by examiner

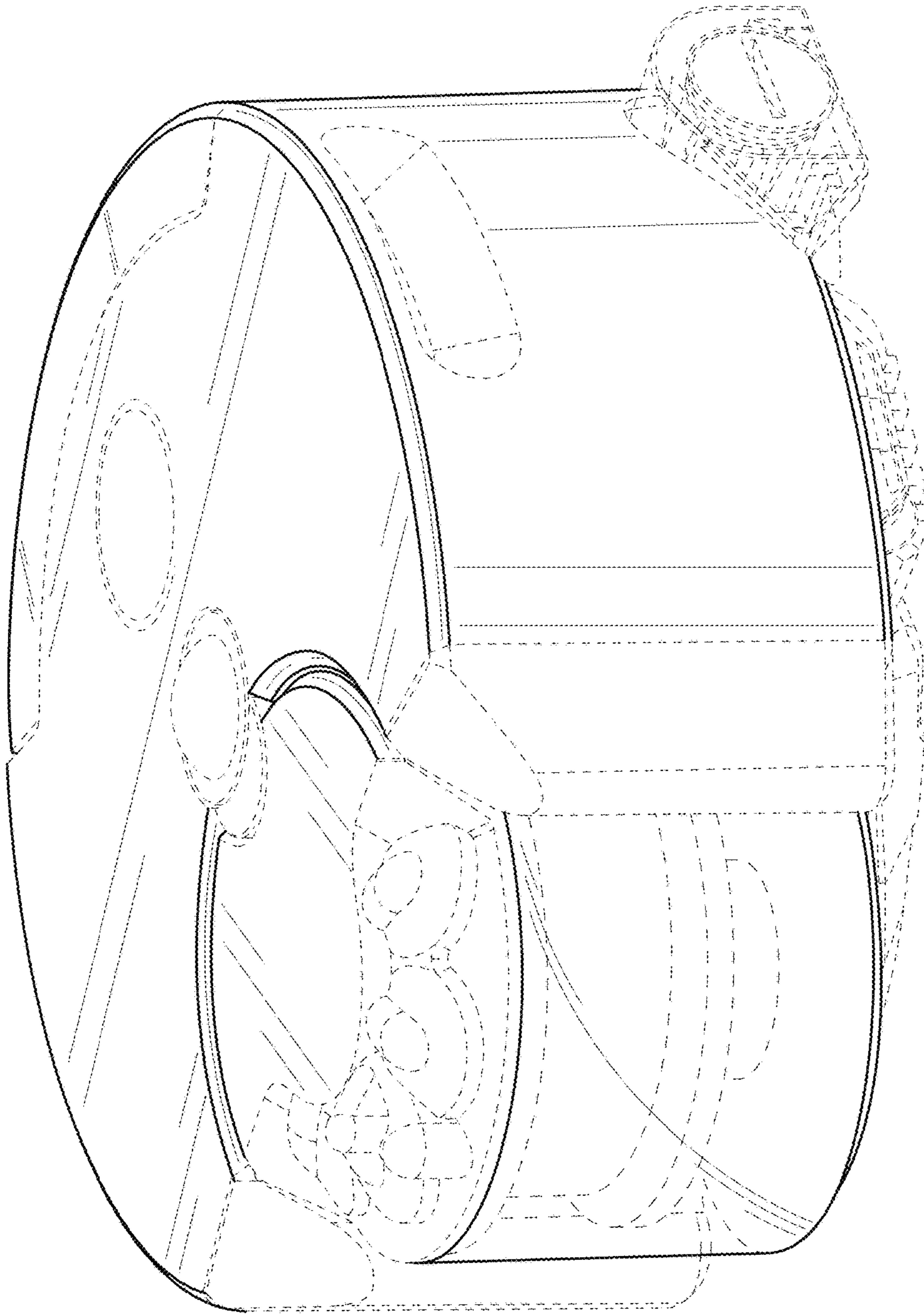


FIG. 1



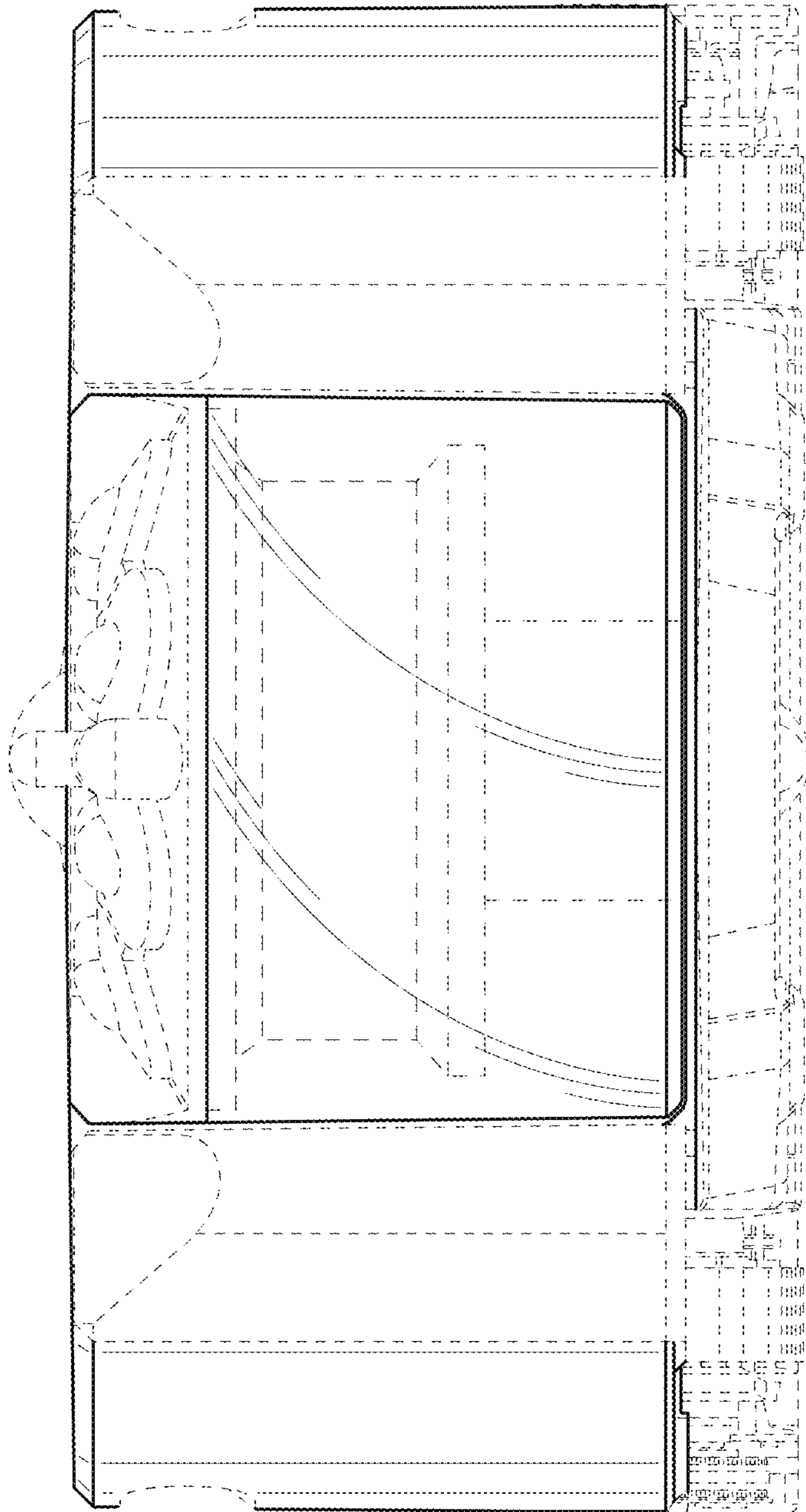


FIG. 2

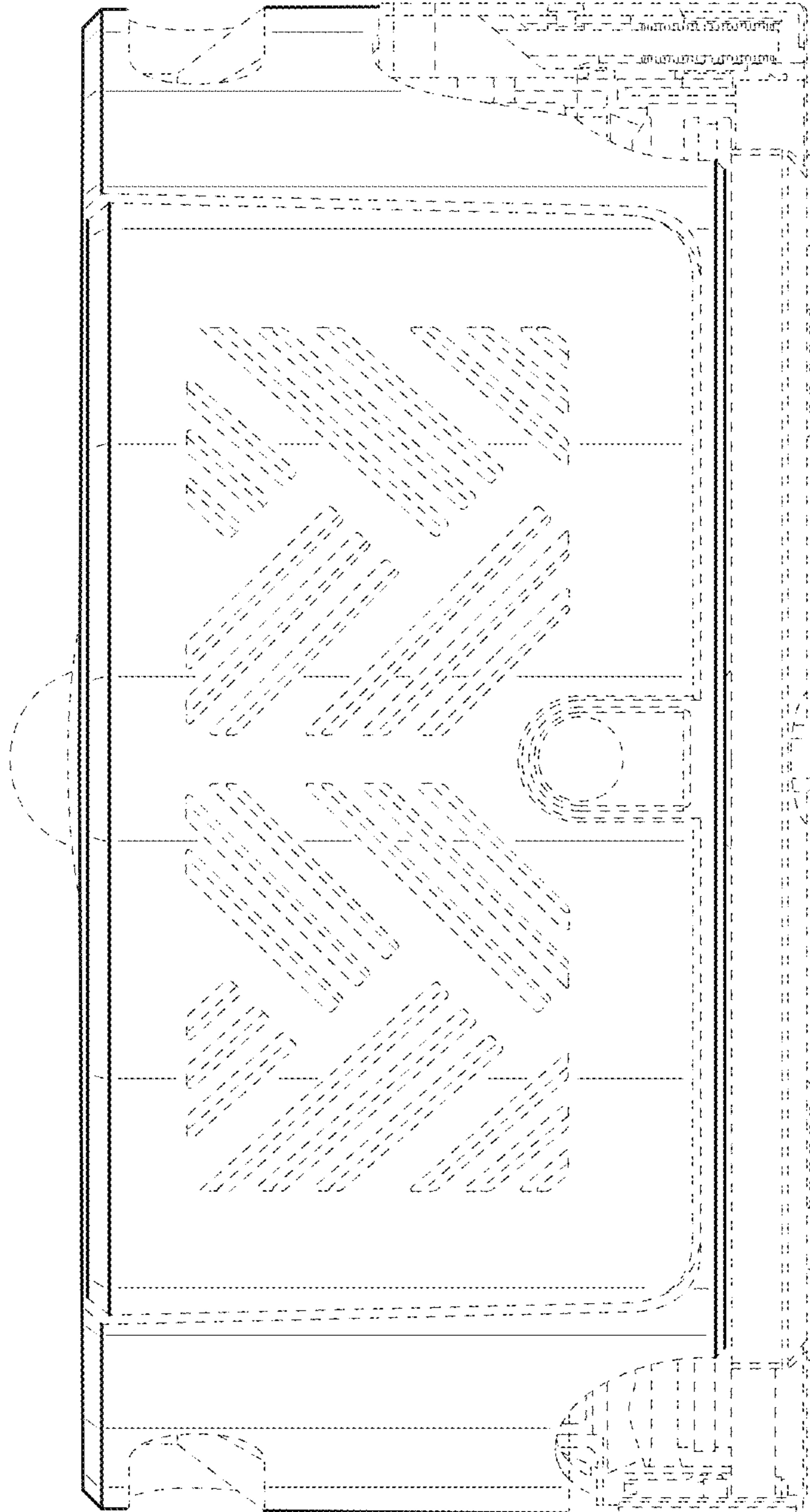


FIG. 3

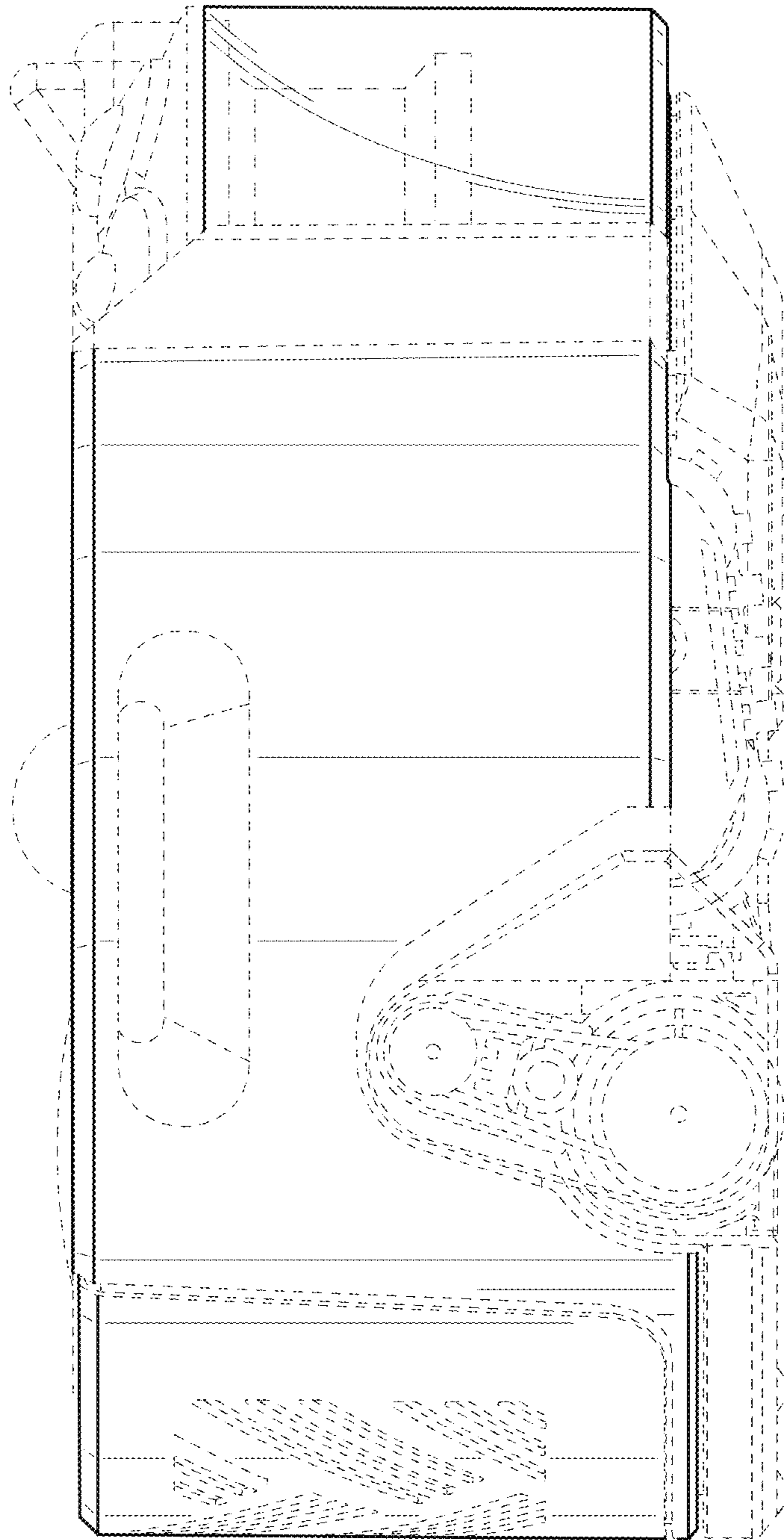


FIG. 4

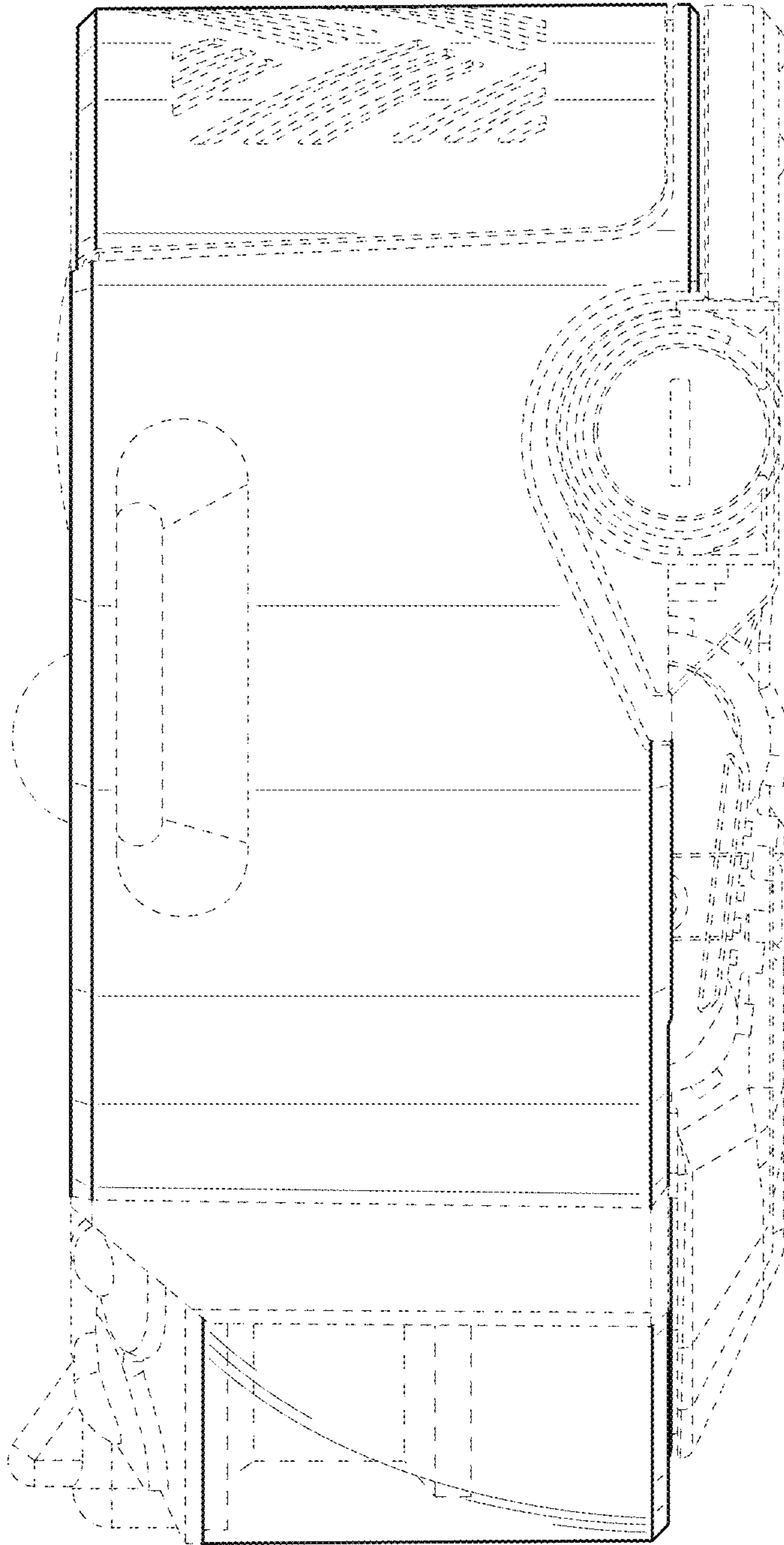


FIG. 5

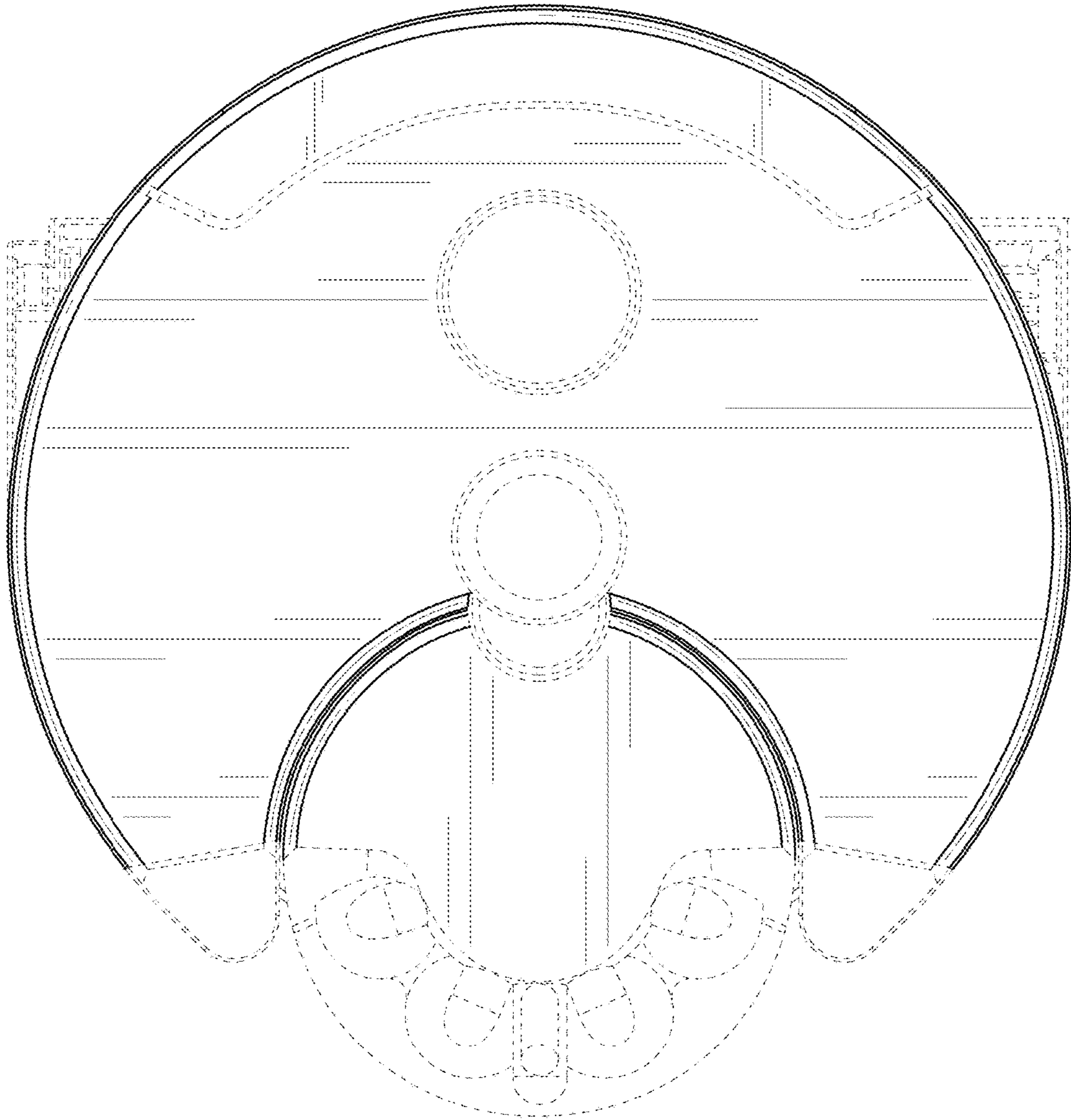


FIG. 6



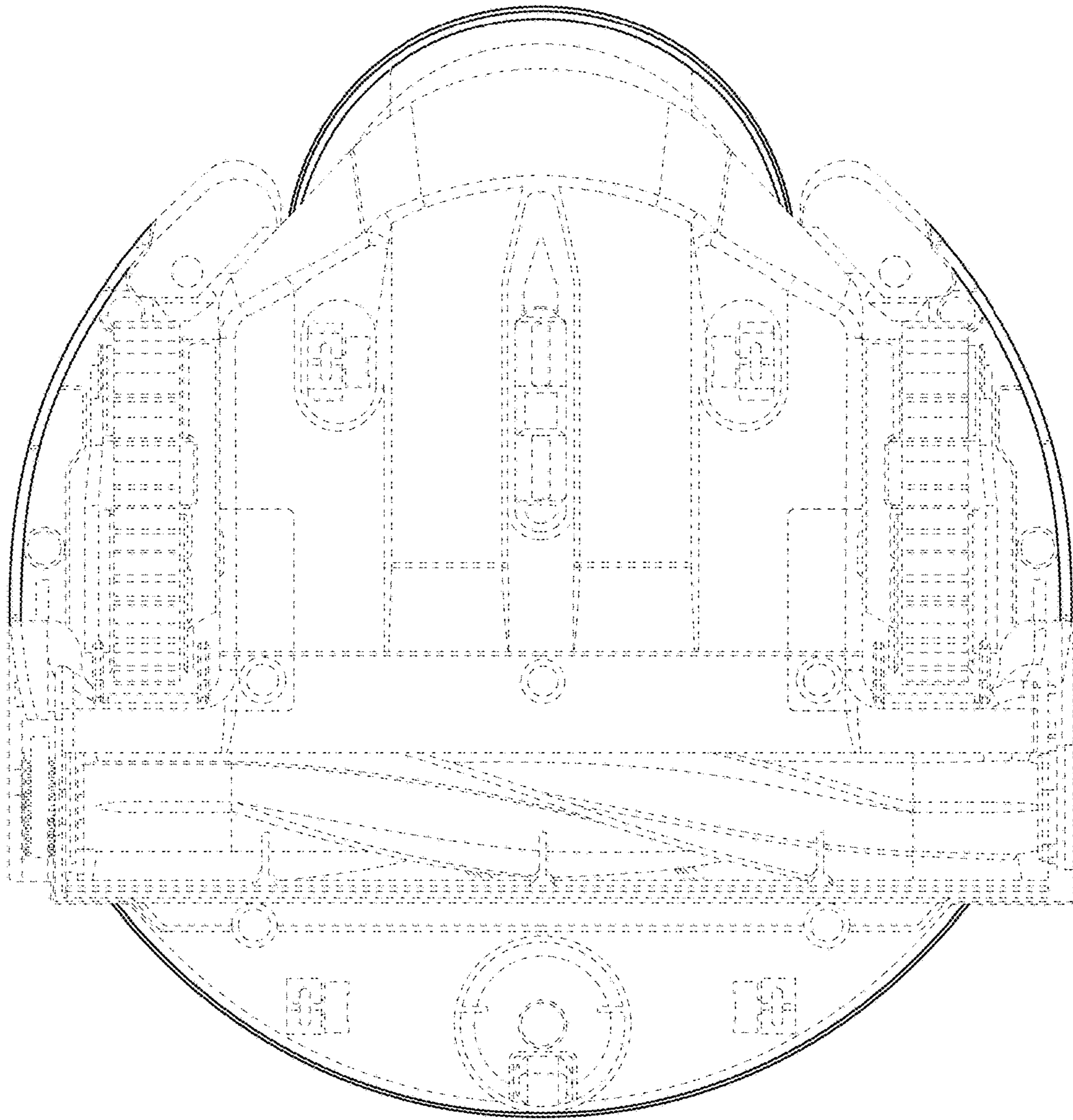


FIG. 7