



US00D779745S

(12) **United States Design Patent**  
**Weinberg et al.**

(10) **Patent No.:** **US D779,745 S**  
(45) **Date of Patent:** **\*\* Feb. 21, 2017**

(54) **GAS POWERED PRESSURE WASHER**

(71) Applicant: **Andreas Stihl AG & Co. KG,**  
Waiblingen (DE)

(72) Inventors: **Andreas Weinberg,** Stuttgart (DE);  
**Martin Ruf,** Tübingen (DE)

(73) Assignee: **Andreas Stihl AG & Co. KG,**  
Waiblingen (DE)

(\*\*) Term: **15 Years**

(21) Appl. No.: **29/533,341**

(22) Filed: **Jul. 16, 2015**

(51) **LOC (10) Cl.** ..... **15-05**

(52) **U.S. Cl.**  
USPC ..... **D32/16**

(58) **Field of Classification Search**  
USPC ..... D32/1, 4, 15-18, 21; D23/223, 225, 226  
CPC ..... B05B 7/32; B05B 7/0876; B05B 1/12;  
B05B 7/005; B05B 1/1654; B08B 3/026;  
F04F 5/00; F04B 17/05  
See application file for complete search history.

(56) **References Cited**

**U.S. PATENT DOCUMENTS**

D375,590 S *	11/1996	Steinhart	.....	D32/15
5,902,094 A *	5/1999	Hoenisch	.....	B08B 3/026 137/540
D532,942 S *	11/2006	Busschaert	.....	D32/15
7,516,910 B1 *	4/2009	DeWall	.....	B05B 9/01 239/525
D702,900 S *	4/2014	Kahan	.....	D32/16
D732,764 S *	6/2015	Kennard	.....	D32/15
D733,373 S *	6/2015	Kahan	.....	D32/16
D749,805 S *	2/2016	Janik	.....	D32/16
2002/0122730 A1 *	9/2002	Dexter	.....	B08B 3/026 417/299
2006/0102745 A1 *	5/2006	Dexter	.....	B05B 9/0855 239/146

2006/0118498 A1 *	6/2006	Gilpatrick	.....	B08B 3/026 211/70.6
2006/0131151 A1 *	6/2006	Marchand	.....	B05B 9/01 200/336
2006/0196967 A1 *	9/2006	Monty	.....	B05B 1/00 239/73
2008/0245899 A1 *	10/2008	Parris	.....	F04B 17/05 239/526
2010/0282862 A1 *	11/2010	Gilpatrick	.....	B08B 3/026 239/88

(Continued)

*Primary Examiner* — Michael A. Pratt  
*Assistant Examiner* — Michelle E Wilson

(74) *Attorney, Agent, or Firm* — McGuireWoods LLP

(57) **CLAIM**

We claim the ornamental design for a gas powered pressure washer, as shown and described.

**DESCRIPTION**

FIG. 1 is a left perspective view of the gas powered pressure washer;

FIG. 2 is a rear view of the gas powered pressure washer shown in FIG. 1;

FIG. 3 is a front view of the gas powered pressure washer shown in FIG. 1;

FIG. 4 is a right side view of the gas powered pressure washer shown in FIG. 1;

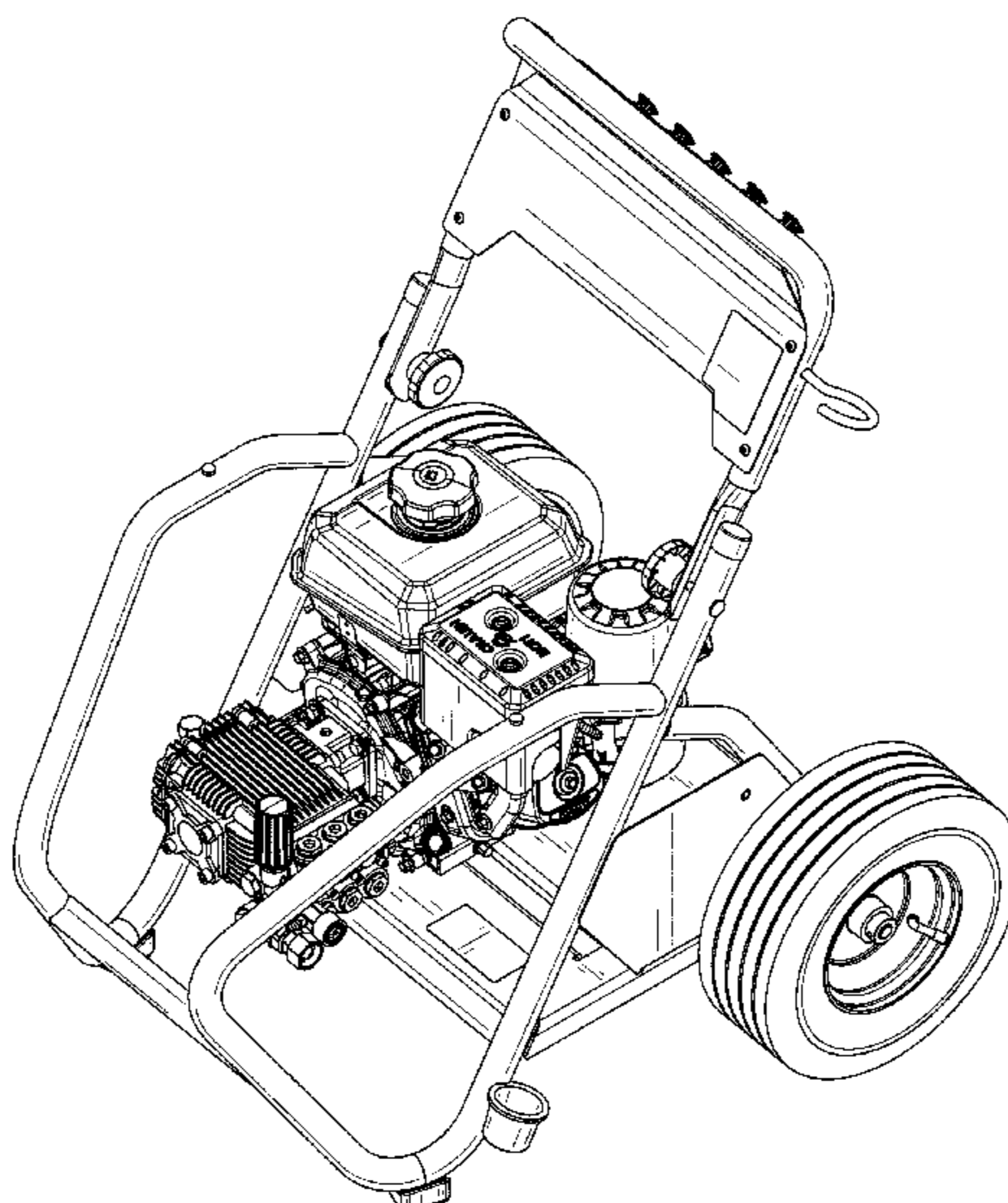
FIG. 5 is a left side view of the gas powered pressure washer shown in FIG. 1;

FIG. 6 is a top view of the gas powered pressure washer shown in FIG. 1; and,

FIG. 7 is a bottom view of the gas powered pressure washer shown in FIG. 1.

The subject matter shown in dashed lines, and any surfaces of the design not shown, including interior surfaces, form no part of the claimed invention.

**1 Claim, 7 Drawing Sheets**



(56)

**References Cited**

U.S. PATENT DOCUMENTS

2011/0081261 A1\* 4/2011 Klika ..... B08B 3/026  
417/364  
2011/0171045 A1\* 7/2011 Gilpatrick ..... F04B 9/042  
417/273  
2011/0315176 A1\* 12/2011 Gilpatrick ..... B08B 3/026  
134/57 R  
2012/0018534 A1\* 1/2012 Gilpatrick ..... B05B 7/0876  
239/310  
2014/0037467 A1\* 2/2014 Raasch ..... F04F 5/00  
417/76  
2014/0119949 A1\* 5/2014 Wischstadt ..... F04B 17/05  
417/34  
2014/0251390 A1\* 9/2014 Khan ..... B08B 3/026  
134/99.2  
2014/0252138 A1\* 9/2014 Wischstadt ..... B05B 1/12  
239/589  
2014/0263710 A1\* 9/2014 Khan ..... B05B 7/005  
239/11  
2014/0263751 A1\* 9/2014 Zernicke ..... B05B 7/005  
239/418  
2014/0263754 A1\* 9/2014 Nushart ..... B05B 1/1654  
239/442  
2015/0102121 A1\* 4/2015 Dey ..... B05B 7/32  
239/1  
2015/0306614 A1\* 10/2015 Pierce ..... B05B 9/007  
137/12  
2016/0067726 A1\* 3/2016 Gilpatrick ..... B05B 9/007  
239/526

\* cited by examiner

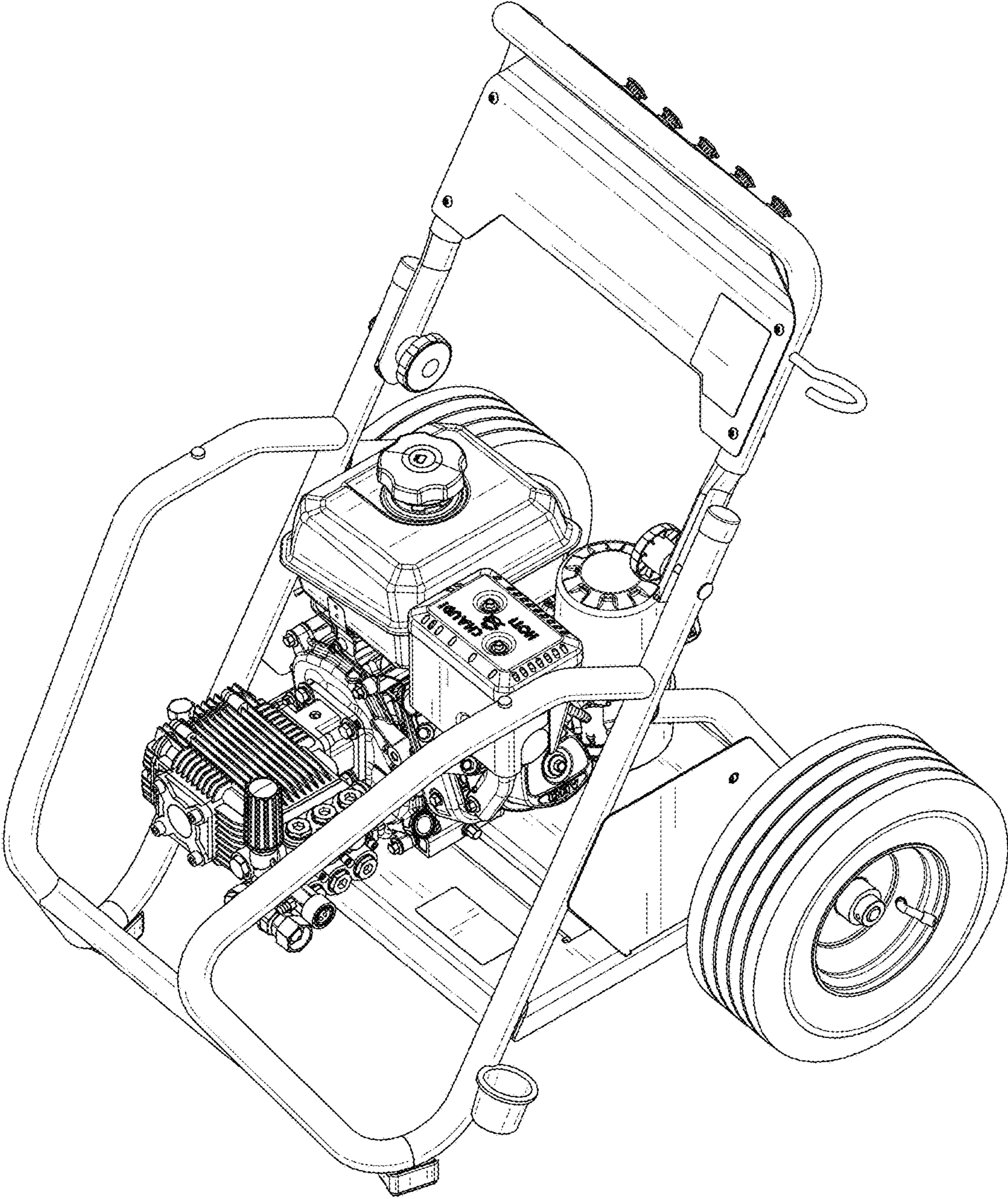


FIG. 1

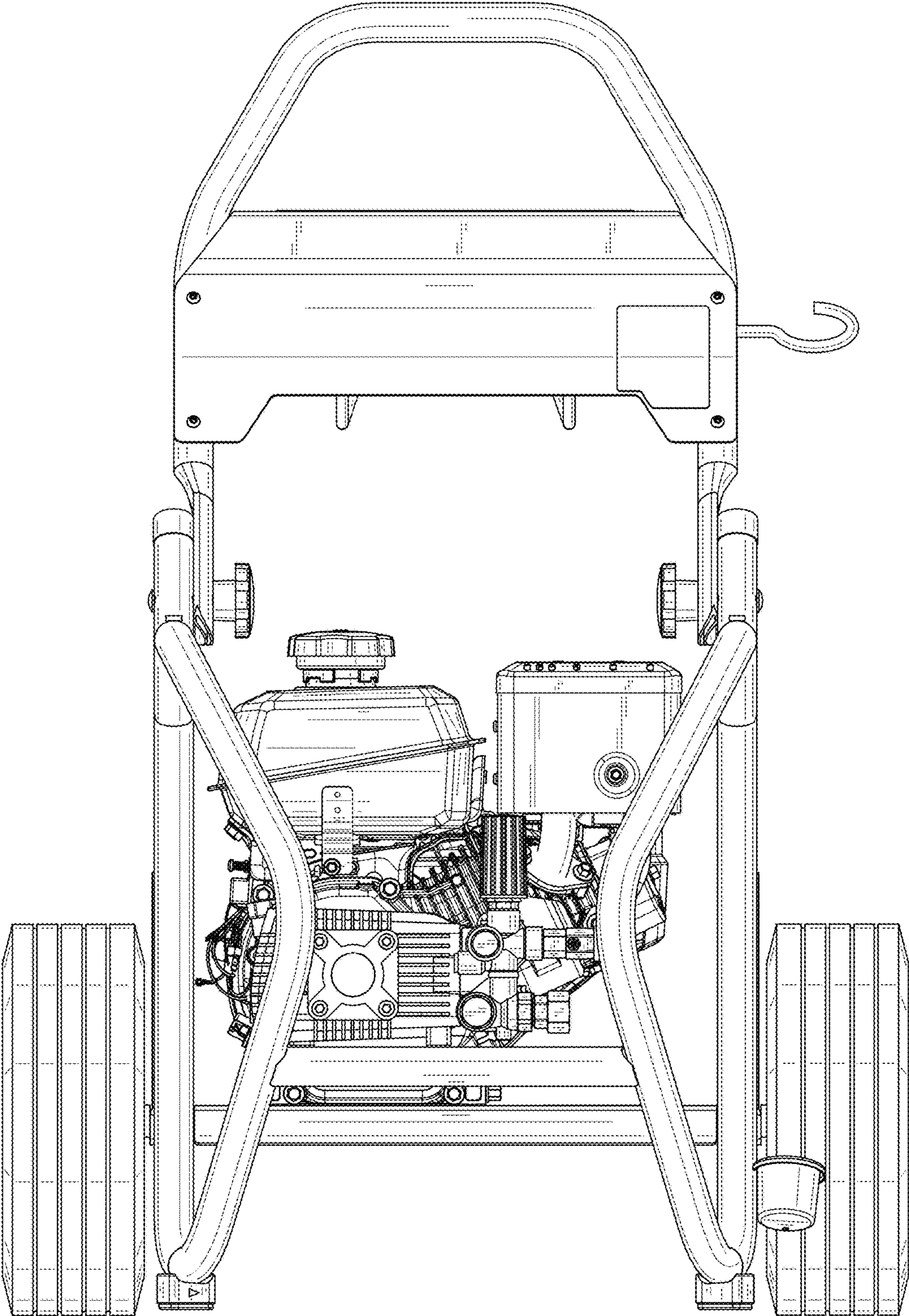


FIG. 2

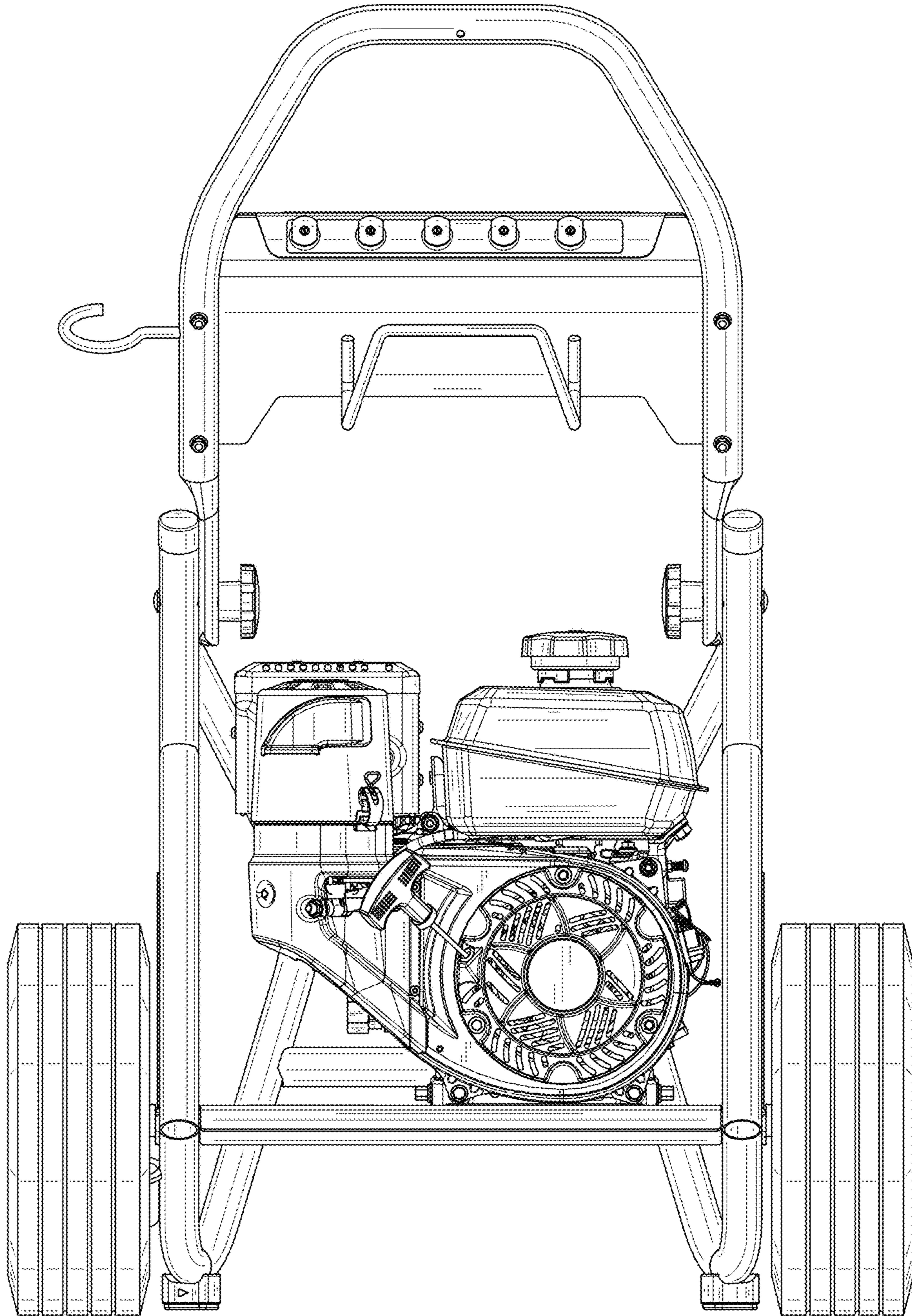


FIG. 3

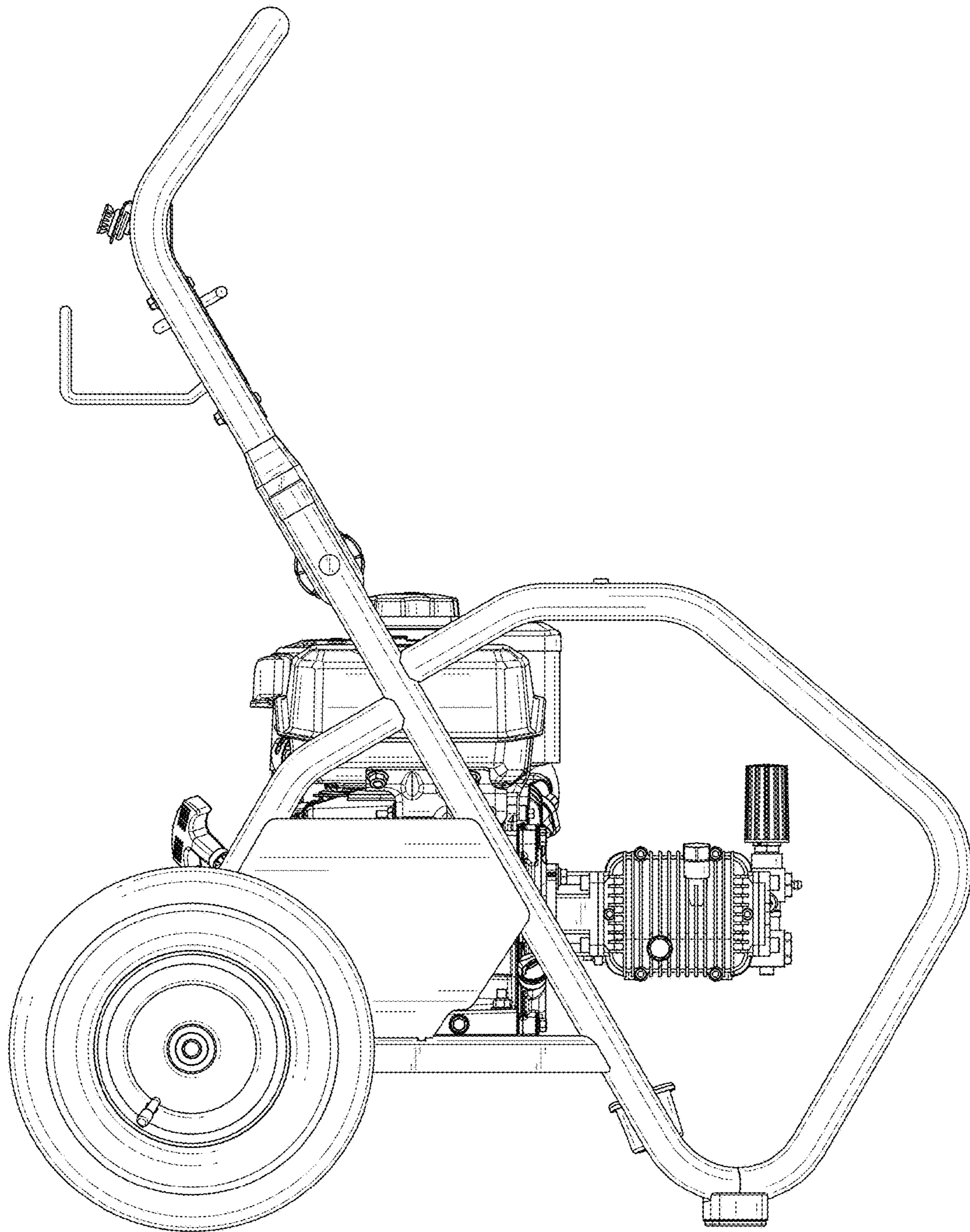


FIG. 4

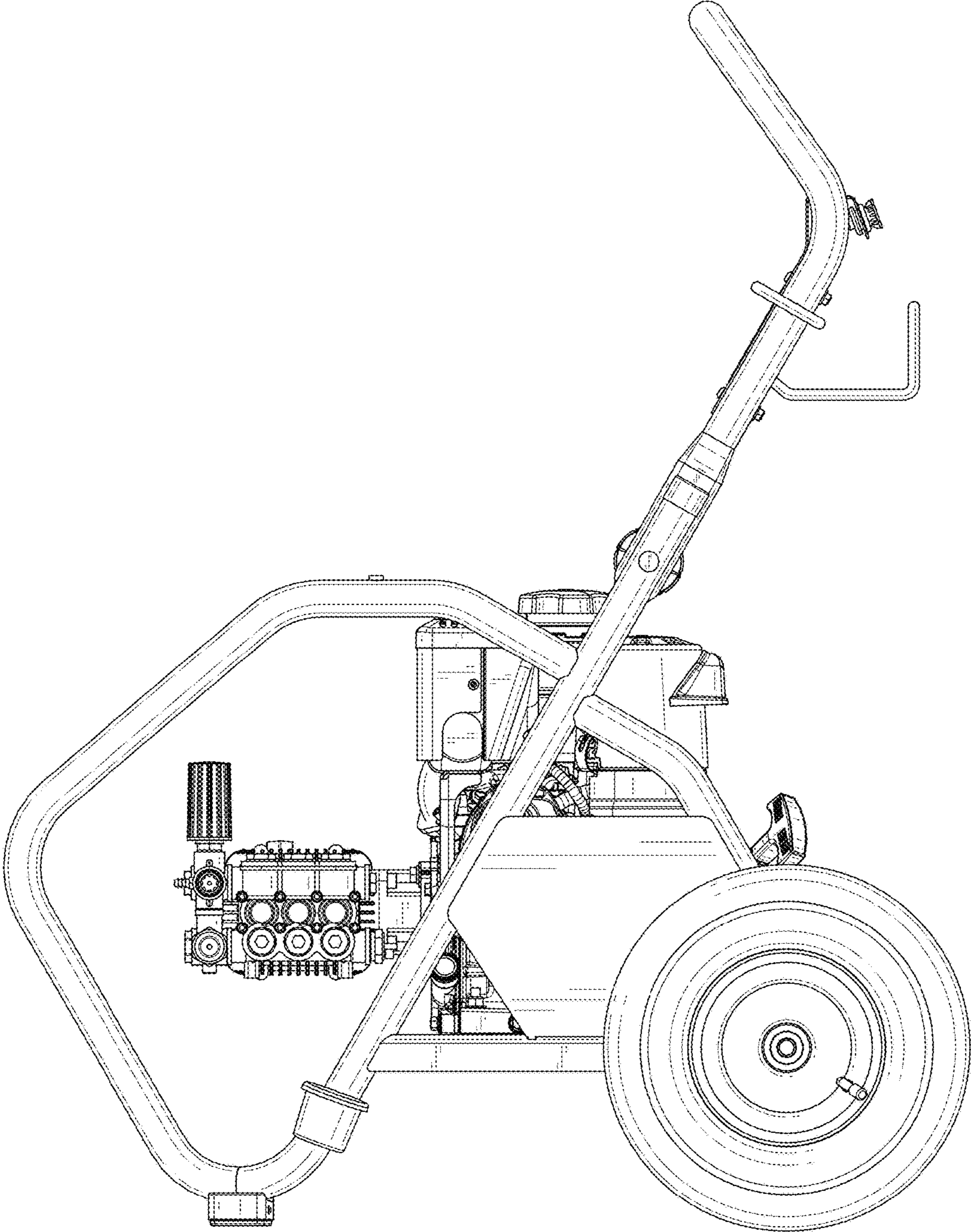


FIG. 5

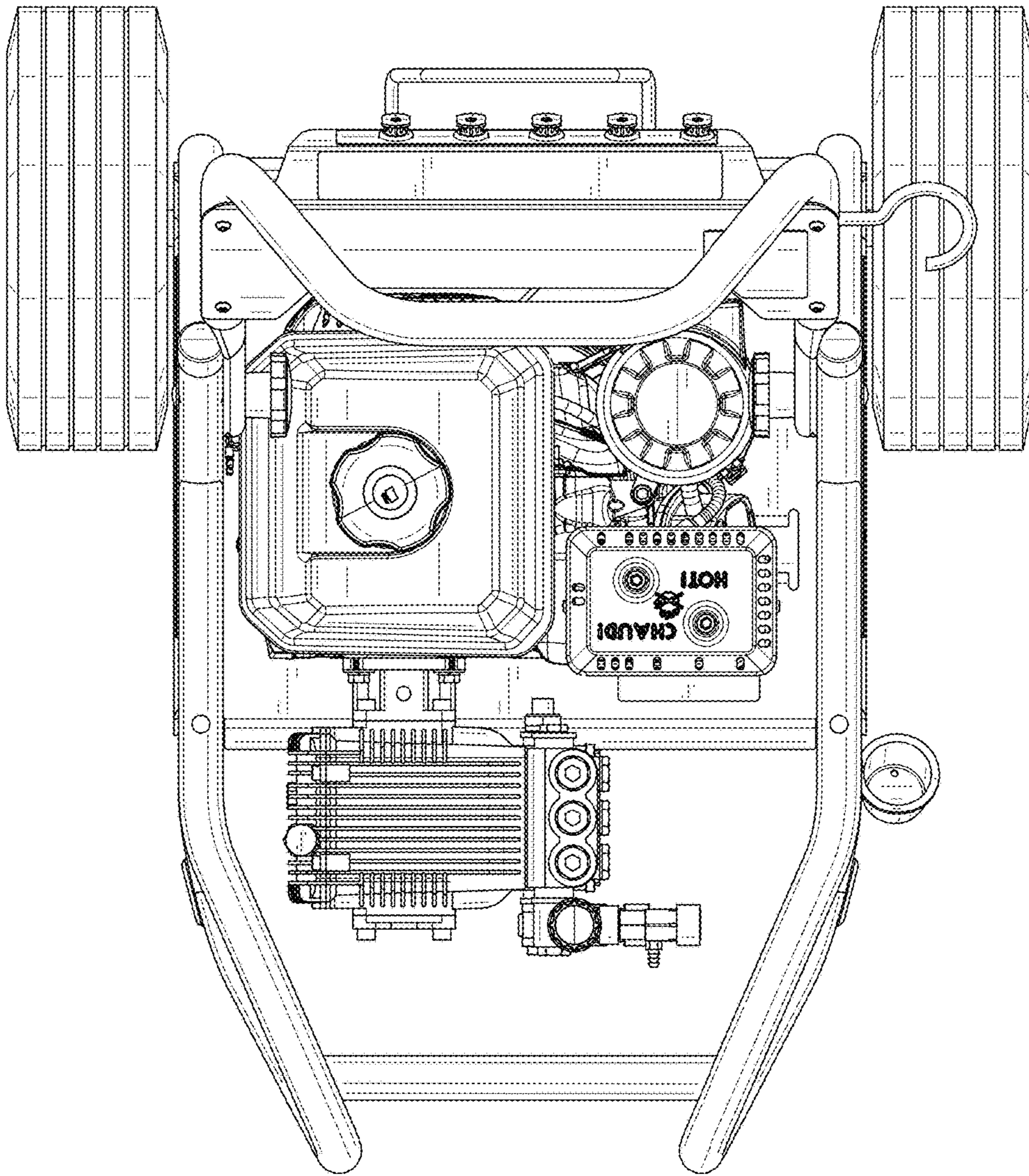


FIG. 6



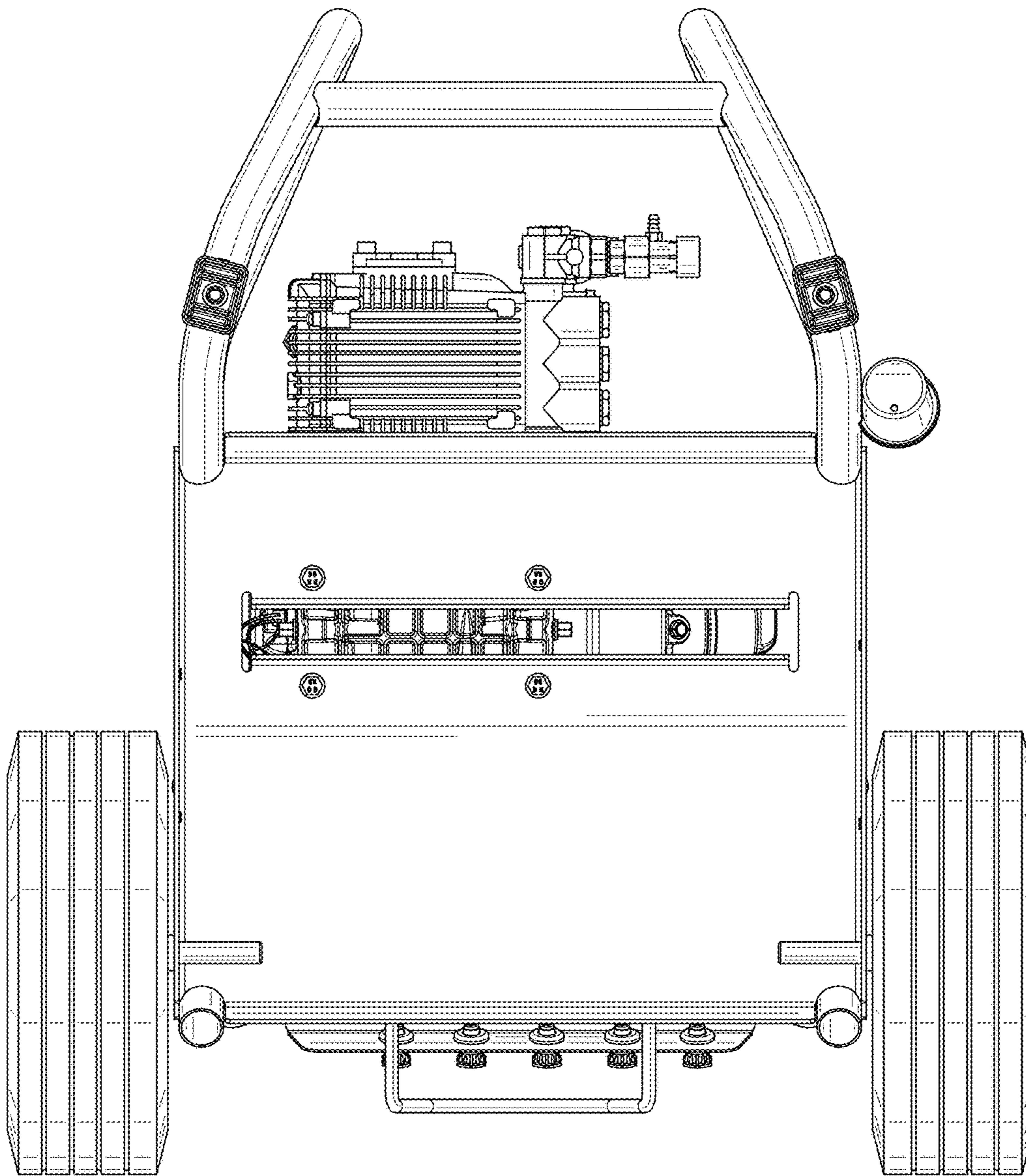


FIG. 7