

US00D779741S

(12) **United States Design Patent** (10) **Patent No.:** **US D779,741 S**  
**McLachlan et al.** (45) **Date of Patent:** **\*\* Feb. 21, 2017**

(54) **SHIN PAD**  
(71) Applicant: **NIKE, Inc.**, Beaverton, OR (US)  
(72) Inventors: **Oliver McLachlan**, Portland, OR (US);  
**Todd Smith**, West Linn, OR (US)  
(73) Assignee: **NIKE, Inc.**, Beaverton, OR (US)  
(\*\*) Term: **14 Years**  
(21) Appl. No.: **29/521,212**  
(22) Filed: **Mar. 20, 2015**  
(51) **LOC (10) Cl.** ..... **29-02**  
(52) **U.S. Cl.**  
USPC ..... **D29/121.2**  
(58) **Field of Classification Search**  
USPC ..... D29/10, 11, 100, 101.5, 122; D2/711,  
D2/713; 128/95.1, 96.1, 98.1, 846, 891;  
602/67, 72, 73, 96, 108, 114; 2/2, 455;  
450/38, 228, 267, 403, 405; 623/7;  
604/352, 353, 395  
CPC ..... A41D 13/05; A41D 13/0525; A63B 71/08  
See application file for complete search history.

D583,514 S \* 12/2008 Mason ..... D29/120.1  
D684,323 S \* 6/2013 Macrina ..... D29/121.2  
D689,191 S \* 9/2013 Devito ..... D24/190  
8,661,564 B2 \* 3/2014 Dodd ..... A41D 13/0153  
2/22

\* cited by examiner

*Primary Examiner* — Randall Gholson  
(74) *Attorney, Agent, or Firm* — Shook, Hardy & Bacon  
L.L.P.

(57) **CLAIM**

The ornamental design for a shin pad, as shown and described.

**DESCRIPTION**

FIG. 1 is a front view of a shin pad according to the present design;  
FIG. 2 is a right side view thereof;  
FIG. 3 is a top view thereof; and,  
FIG. 4 is a bottom view thereof.

The evenly spaced broken lines shown in the drawings are directed to environment, are for informational purposes only, and form no part of the claimed design.

The long and short broken lines are boundary lines, which define the bounds of the claimed design. These boundaries do not exist in reality in the article embodying the design. It is understood that the claimed design extends to these boundaries but do not include the boundaries.

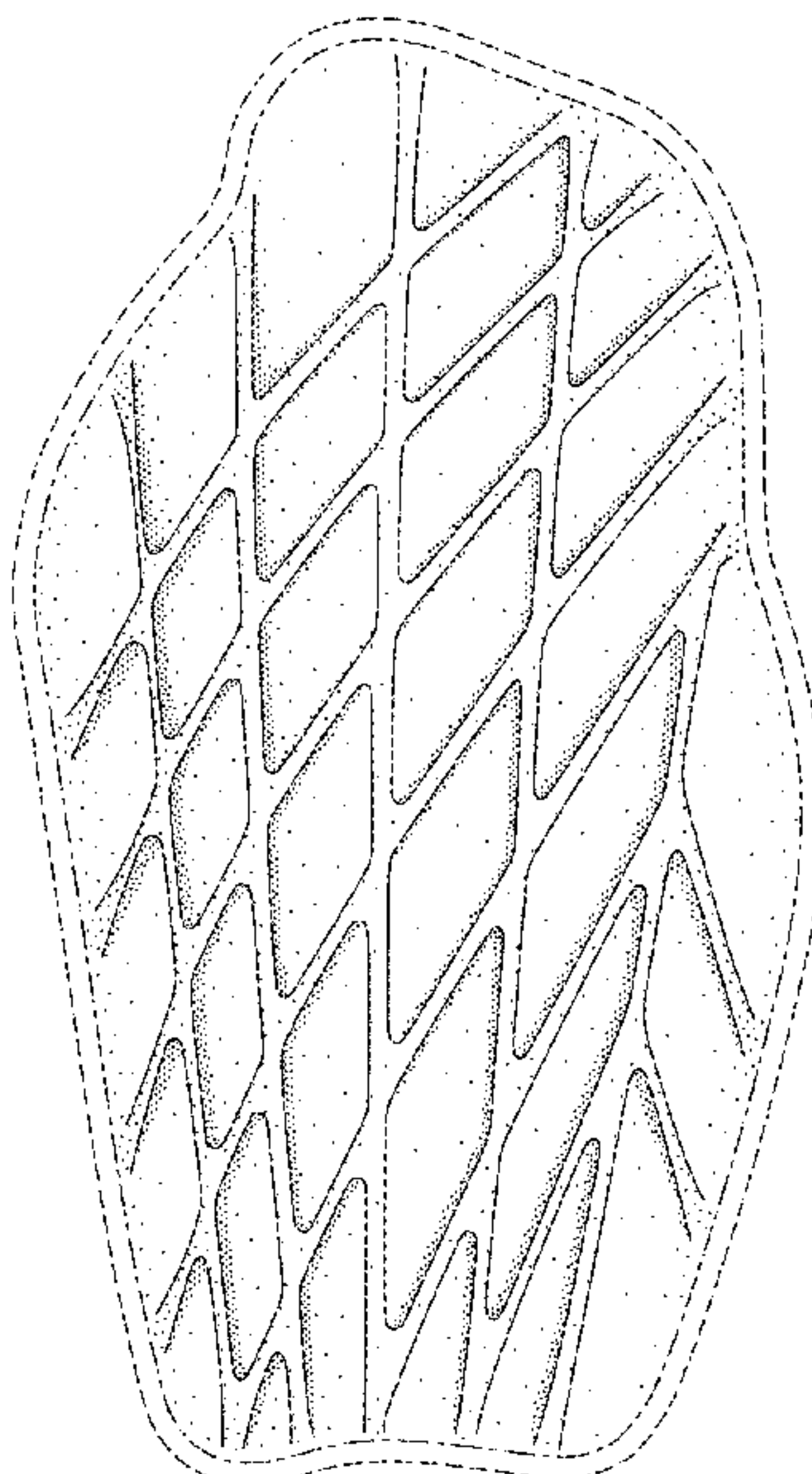
The surface shading on the claimed portion is provided only to indicate the character and/or any contour or curvature of the surfaces. They do not indicate color, texture, markings that actually exist thereon, indicia, graphic representations, surface treatment, or any other ornamentation applied to the article.

(56) **References Cited**

U.S. PATENT DOCUMENTS

3,990,440 A \* 11/1976 Gaylord, Jr. .... A61F 13/101  
128/892  
4,512,037 A \* 4/1985 Vacanti ..... A63B 71/08  
2/22  
4,573,216 A \* 3/1986 Wortberg ..... A41D 13/0506  
128/846  
D459,838 S \* 7/2002 Parkins ..... D29/121.1  
6,654,961 B2 \* 12/2003 Beland ..... A63B 71/1225  
2/22  
7,013,487 B2 \* 3/2006 Beland ..... A41D 13/05  
2/22

**1 Claim, 2 Drawing Sheets**



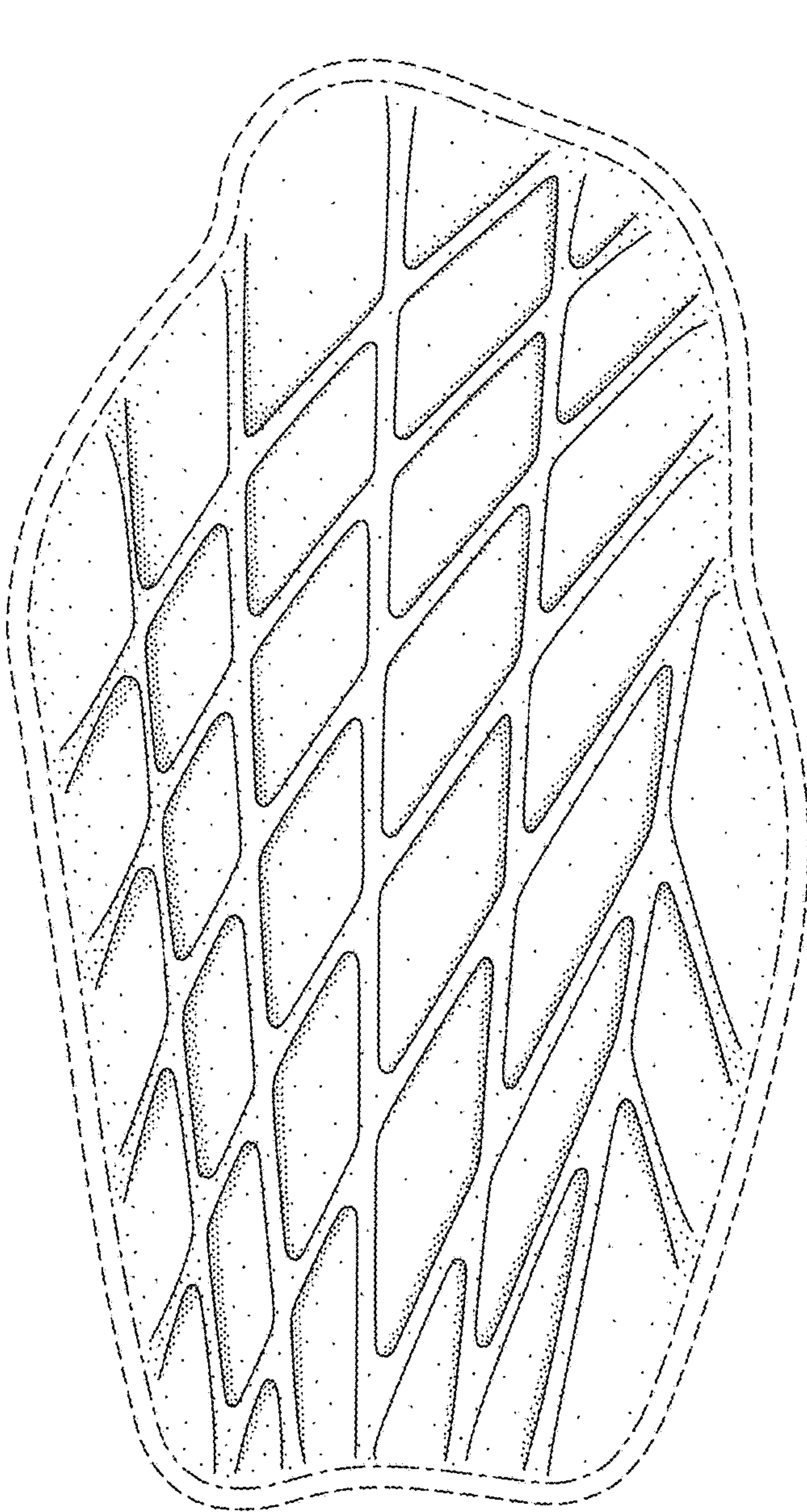


FIG. 1




FIG. 2

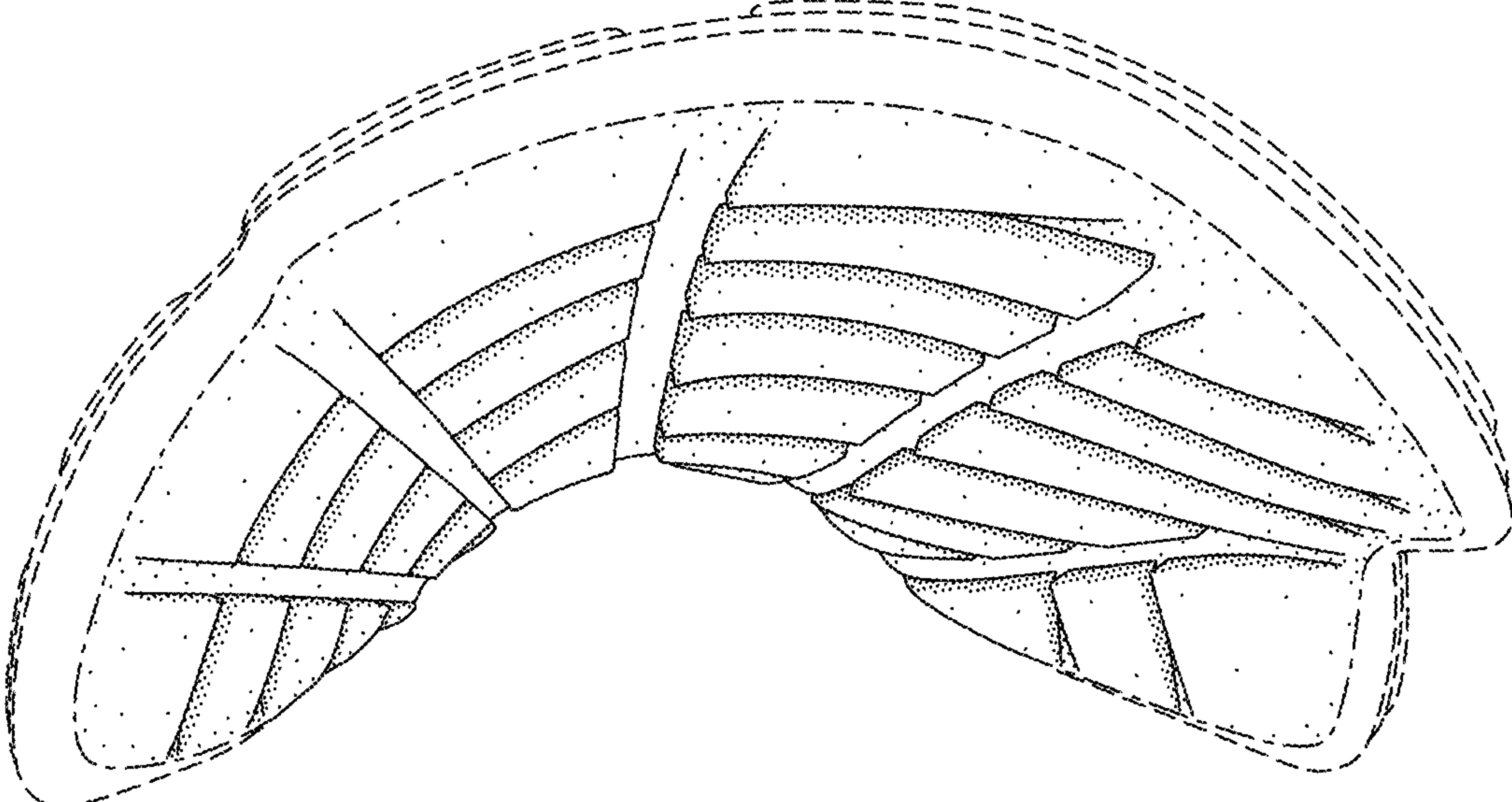


FIG. 3

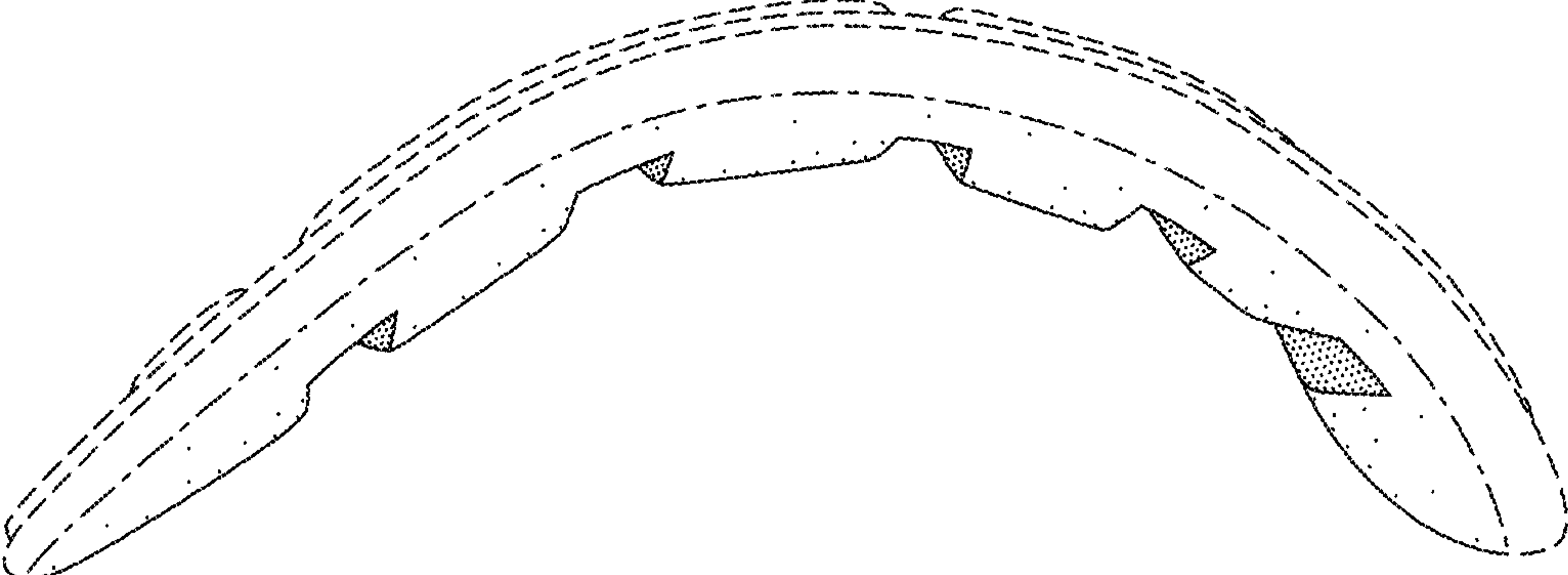


FIG. 4



UNITED STATES PATENT AND TRADEMARK OFFICE  
**CERTIFICATE OF CORRECTION**

PATENT NO. : D779,741 S  
APPLICATION NO. : 29/521212  
DATED : February 21, 2017  
INVENTOR(S) : Oliver McLachlan and Todd Smith

Page 1 of 1

It is certified that error appears in the above-identified patent and that said Letters Patent is hereby corrected as shown below:

On the Title Page

In the Description:

Line 4: "thereof; and," should read --thereof; and--.

Signed and Sealed this  
Eighth Day of August, 2017



Joseph Matal  
*Performing the Functions and Duties of the  
Under Secretary of Commerce for Intellectual Property and  
Director of the United States Patent and Trademark Office*