



US00D779707S

(12) **United States Design Patent**
Thompson et al.

(10) **Patent No.:** **US D779,707 S**

(45) **Date of Patent:** **** Feb. 21, 2017**

- (54) **TAPERED FLAMELESS CANDLE**
- (71) Applicant: **Luminara Worldwide, LLC**, Eden Prairie, MN (US)
- (72) Inventors: **Jeffrey Thompson**, Huntington Beach, CA (US); **Douglas Patton**, Irvine, CA (US); **James LaBelle**, Orange, CA (US)
- (73) Assignee: **Luminara Worldwide, LLC**, Eden Prairie, MN (US)

- 3,194,955 A * 7/1965 Koch F21S 6/001
362/202
- 3,326,021 A * 6/1967 Latulippe F21S 13/12
431/125
- 3,360,966 A * 1/1968 Binderman F23D 3/16
431/125
- 3,462,235 A * 8/1969 Summers C11C 5/006
431/289
- 4,328,534 A * 5/1982 Abe F21S 6/001
313/315

(Continued)

(**) Term: **14 Years**

(21) Appl. No.: **29/506,903**

(22) Filed: **Oct. 21, 2014**

(51) **LOC (10) Cl.** **26-03**

(52) **U.S. Cl.**
USPC **D26/96**

(58) **Field of Classification Search**
USPC D26/4, 5, 6, 7, 9, 96
CPC F21S 6/00; F21S 6/001; F21S 10/04;
F21S 10/10; F21S 10/043; F21S
8/08; F21S 48/115; F21V 21/00; F21V
35/00; F21V 21/088; F21W
2121/00; C11C 5/002; C11C 5/004
See application file for complete search history.

(56) **References Cited**

U.S. PATENT DOCUMENTS

- 701,557 A * 6/1902 Garrigan C11C 5/006
246/488
- 741,245 A * 10/1903 Hubert F21V 23/0414
200/60
- 2,077,107 A * 4/1937 Grundman A47G 33/105
362/392
- D124,520 S * 1/1941 Wolf D26/118
- 2,697,927 A * 12/1954 Ferdman F21V 35/00
431/290

FOREIGN PATENT DOCUMENTS

CA 2804583 A1 2/2014

Primary Examiner — Brian N Vinson

(74) *Attorney, Agent, or Firm* — Fish & Tsang LLP

(57) **CLAIM**

The ornamental design for a tapered flameless candle, as shown and described.

DESCRIPTION

FIG. 1 is an isometric view of a tapered flameless candle. FIG. 2 is a rear view of the tapered flameless candle of FIG. 1.

FIG. 3 is a front view of the tapered flameless candle of FIG. 1.

FIG. 4 is a left side view of the tapered flameless candle of FIG. 1.


FIG. 5 is a right side view of the tapered flameless candle of FIG. 1.

FIG. 6 is a top view of the tapered flameless candle of FIG. 1; and,

FIG. 7 is a bottom view of the tapered flameless candle of FIG. 1.

The broken line disclosure in the views represents portions of the candle which form no part of the claimed design.

1 Claim, 2 Drawing Sheets



(56)

References Cited

U.S. PATENT DOCUMENTS

D267,981 S * 2/1983 Montague, Jr. D26/96
6,808,297 B2 * 10/2004 Jensen F21S 6/001
362/190
D545,458 S * 6/2007 Jensen D26/5
D576,317 S 9/2008 Jensen
D612,076 S * 3/2010 Peterson D26/5
D706,963 S * 6/2014 Thompson D26/4
D739,573 S 9/2015 Li
D748,298 S * 1/2016 Li D26/5
D757,306 S * 5/2016 Li D26/5
D757,335 S * 5/2016 Li D26/96
D760,424 S * 6/2016 Li D26/7

* cited by examiner




FIG. 1




FIG. 2




FIG. 3




FIG. 4




FIG. 5

FIG. 6

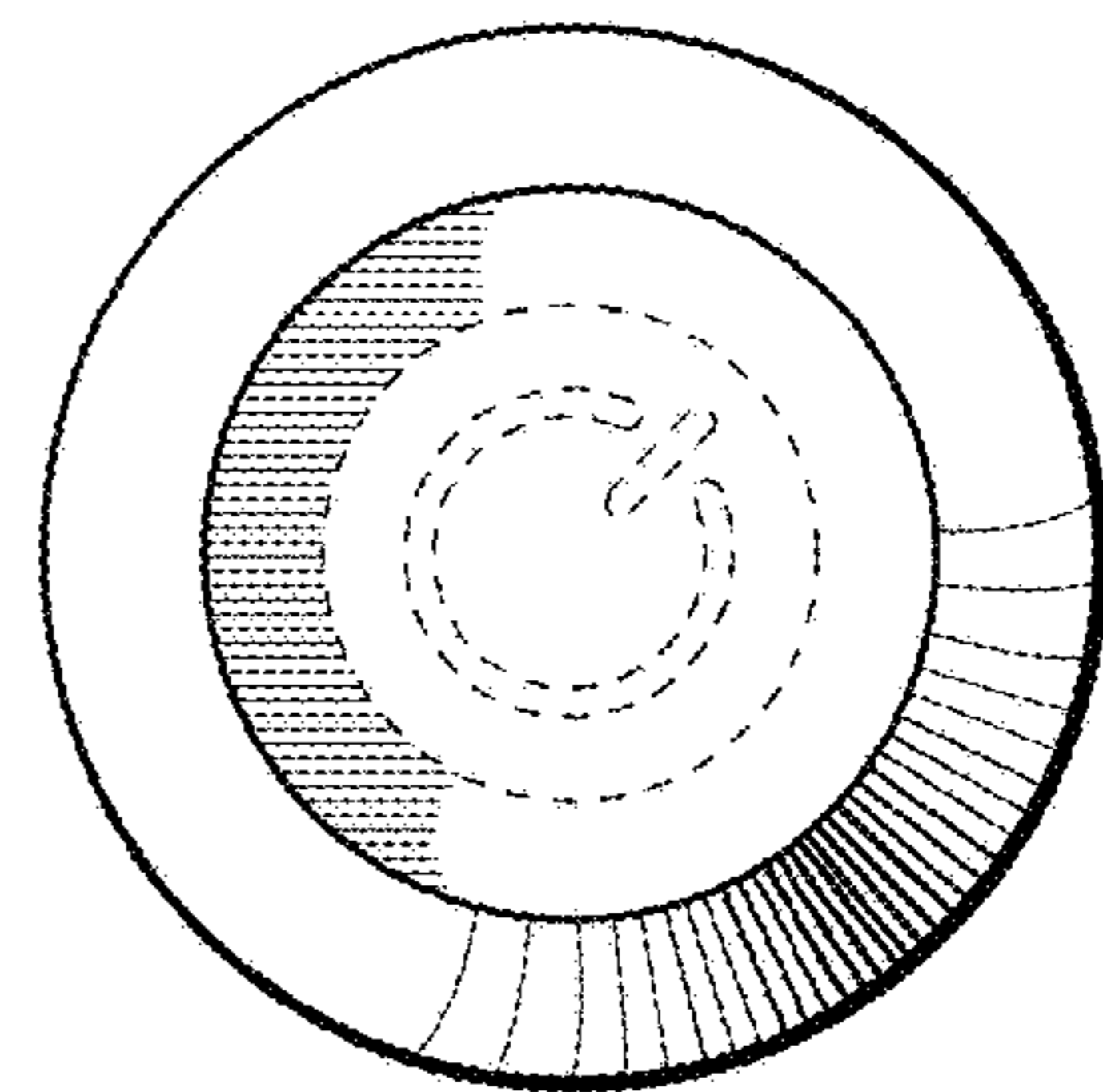
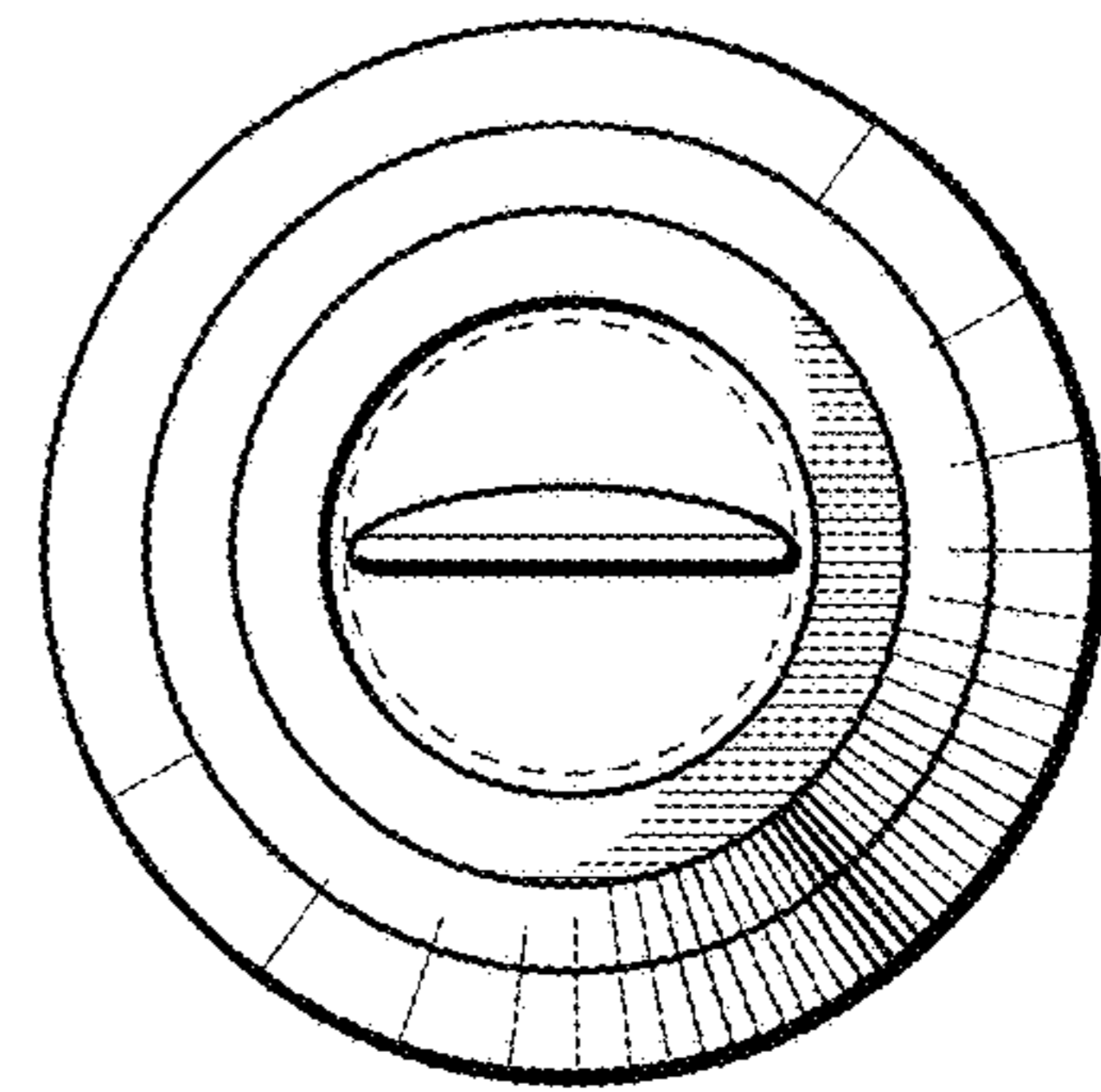


FIG. 7