



US00D779618S

(12) **United States Design Patent** (10) **Patent No.:** **US D779,618 S**
Farthing et al. (45) **Date of Patent:** **** Feb. 21, 2017**

(54) **FIREARM SUPPRESSOR COVER**
(71) Applicant: **Jamak Fabrication-Tex LLC**,
Weatherford, TX (US)
(72) Inventors: **Curtiss Wayne Farthing**, Mineral
Wells, TX (US); **Jason Clay Turner**,
Weatherford, TX (US)
(73) Assignee: **JAMAK FABRICATION-TEX, LLC**,
Weatherford, TX (US)
(**) Term: **15 Years**
(21) Appl. No.: **29/534,869**
(22) Filed: **Jul. 31, 2015**
(51) **LOC (10) Cl.** **22-01**
(52) **U.S. Cl.**
USPC **D22/108**
(58) **Field of Classification Search**
USPC D21/572, 573; D22/100, 101, 103, 104,
D22/108, 199; D25/119-125; 33/241,
33/277; 42/51, 71.01, 75.01, 75.02, 90,
42/94, 134, 136, 139, 125, 72, 111;
89/40.06, 41.19, 37.04, 33.04, 191.01,
89/200-204; 124/67, 66, 72, 74; 362/110
CPC F41A 13/00; F41A 35/04
See application file for complete search history.

D375,159 S * 10/1996 Johansson D23/266
D380,886 S * 7/1997 Hauser D1/125
5,661,920 A 9/1997 Evans
5,778,590 A 7/1998 Browning et al.
5,850,706 A 12/1998 Evans
D415,574 S * 10/1999 Shira D25/122

(Continued)

FOREIGN PATENT DOCUMENTS

GB 4042378 7/2015
GB 5001326 * 1/2016

OTHER PUBLICATIONS

www.thefirearmblog.com/blog/2013/12/26/manta-m700-sound-suppressor-covers/.
www.thefirearmblog.com/blog/2014/04/14/gear-review-bowers-group-griptastic-suppressor-covers/.

Primary Examiner — Susan Bennett Hattan
Assistant Examiner — S. Bryan Reinholdt, Jr.
(74) *Attorney, Agent, or Firm* — McGuireWoods LLP

(57) **CLAIM**

We claim the ornamental design for a firearm suppressor cover, as shown and described.

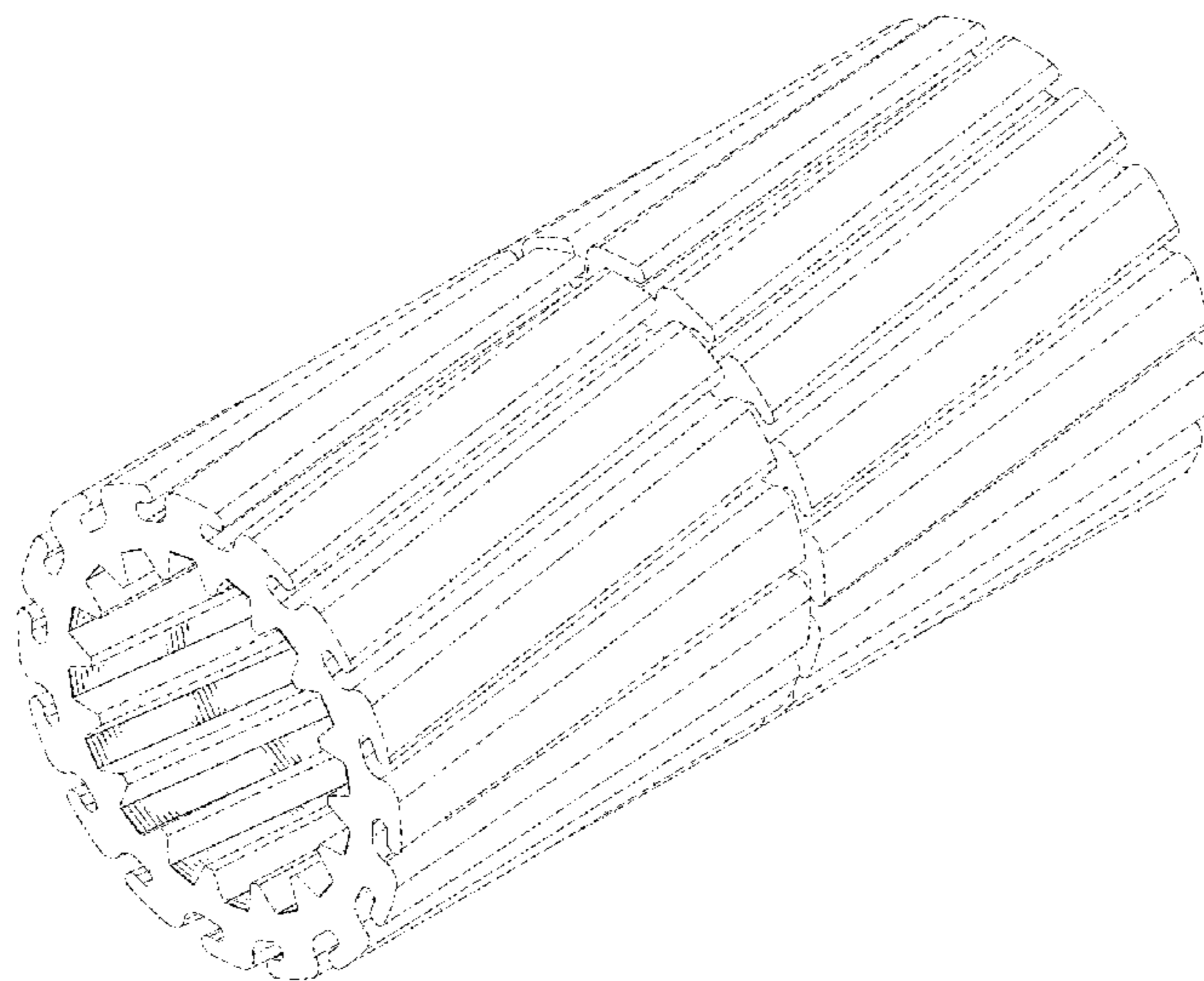
DESCRIPTION

FIG. 1 is a perspective view of a firearm suppressor cover; FIG. 2 is a front view of the firearm suppressor cover of FIG. 1; FIG. 3 is a cross-sectional side view of the firearm suppressor cover of FIG. 1 taken at 3-3; FIGS. 4 is a cross-sectional side view of the firearm suppressor cover of FIG. 1 taken at 4-4; and, FIG. 5 is a perspective view showing a firearm suppressor mounted within the firearm suppressor cover of FIG. 1. The subject matter illustrated in dashed lines and the area in between the break lines form no part of the claimed design.

1 Claim, 5 Drawing Sheets

(56) **References Cited**
U.S. PATENT DOCUMENTS

1,674,986 A * 6/1928 Norwood B21K 1/705
411/280
2,965,994 A 12/1960 Sullivan
4,346,643 A 8/1982 Taylor et al.
D279,812 S 7/1985 Cellini
4,762,048 A 8/1988 Higashi et al.
5,183,953 A 2/1993 Anderson et al.
D344,351 S 2/1994 Stagl
D370,273 S 5/1996 Stagl



(56)

References Cited

U.S. PATENT DOCUMENTS

D427,669	S	7/2000	Ruuska	
D441,877	S *	5/2001	Fortier	D25/122
D471,036	S *	3/2003	Tseng	D6/712
D473,663	S *	4/2003	Chou	D25/122
D475,798	S	6/2003	Galli	
D476,103	S	6/2003	Galli	
D501,054	S	1/2005	Galli	
D549,860	S	8/2007	Gustafson et al.	
D551,880	S *	10/2007	Chen	D25/122
D577,449	S	9/2008	Shiu	
D577,844	S	9/2008	Shiu	
D579,595	S	10/2008	Shiu	
D593,631	S	6/2009	Salva	
D632,751	S	2/2011	Bowers et al.	
8,347,773	B2	1/2013	Schlenkert et al.	
8,397,615	B2	3/2013	Poling	
D682,974	S	5/2013	Honigmann	
D682,975	S	5/2013	Honigmann	
8,973,481	B2	3/2015	Dueck et al.	
9,140,511	B2	9/2015	Michal et al.	
D767,072	S *	9/2016	Dulisse	D22/108
D767,073	S *	9/2016	Dulisse	D22/108
2007/0062090	A1	3/2007	Brindle	
2012/0125184	A1	5/2012	Meyers	
2012/0273083	A1	11/2012	Lin	
2013/0061503	A1	3/2013	W. et al.	
2014/0059913	A1	3/2014	Diamond et al.	

* cited by examiner

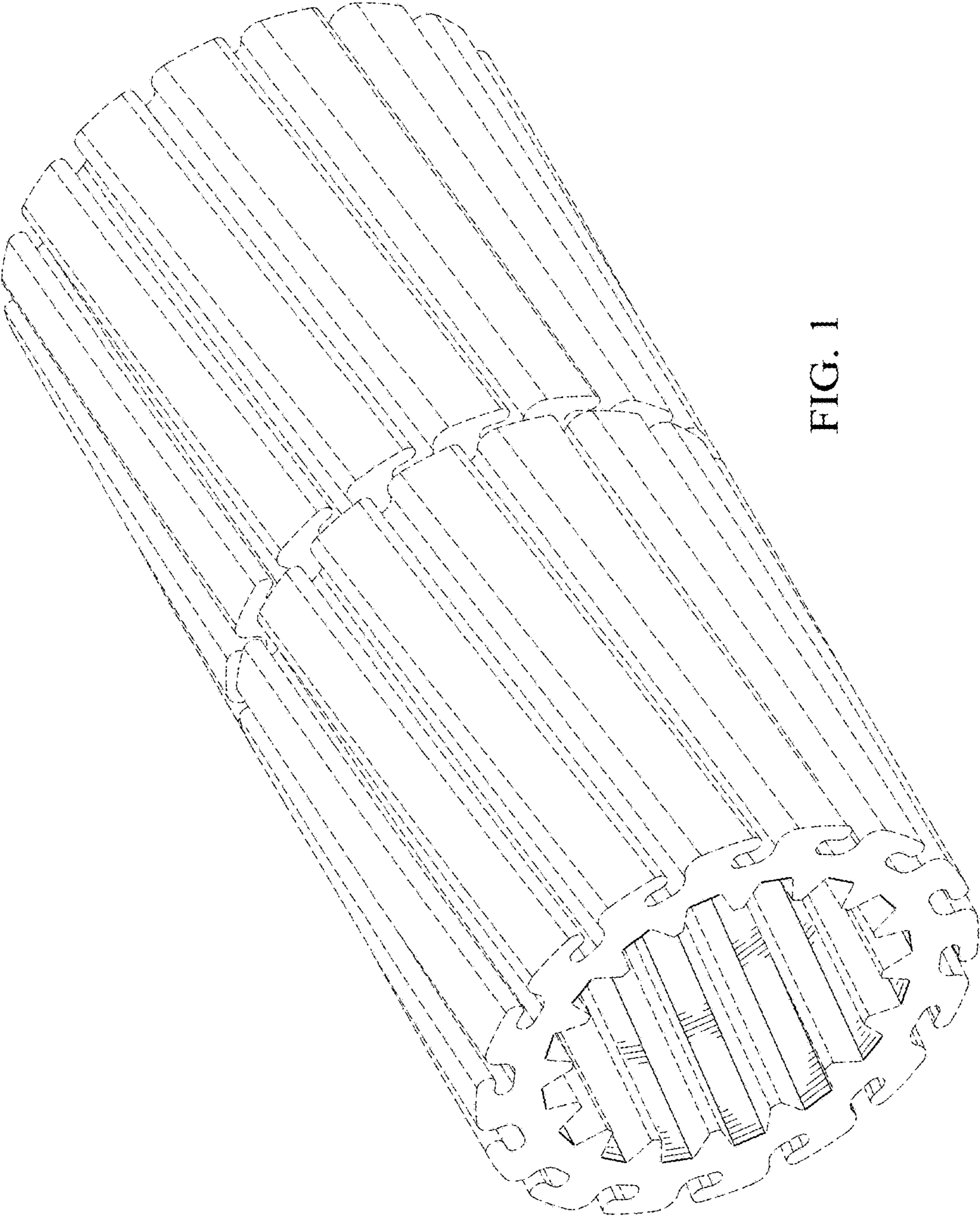
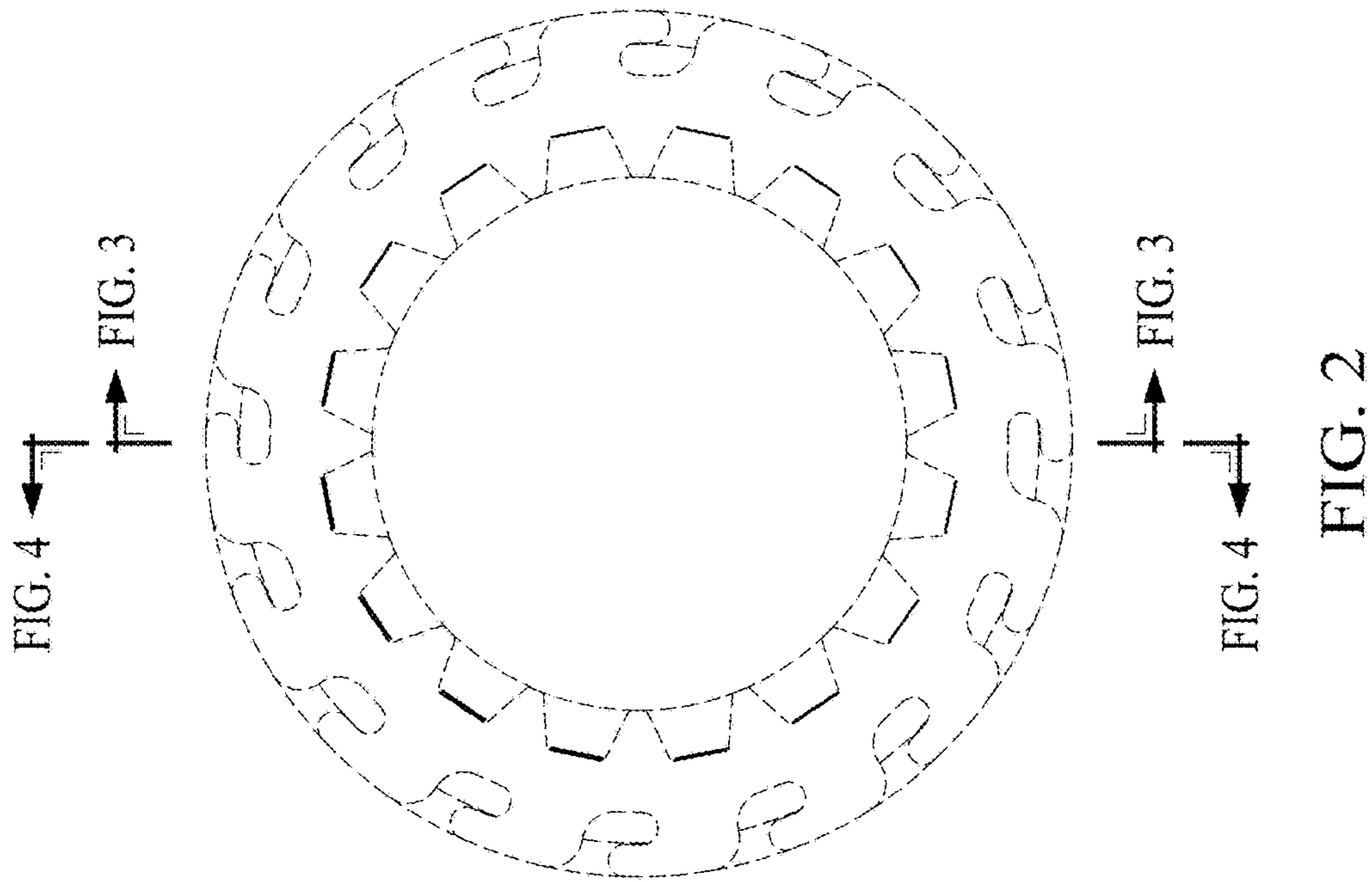


FIG. 1



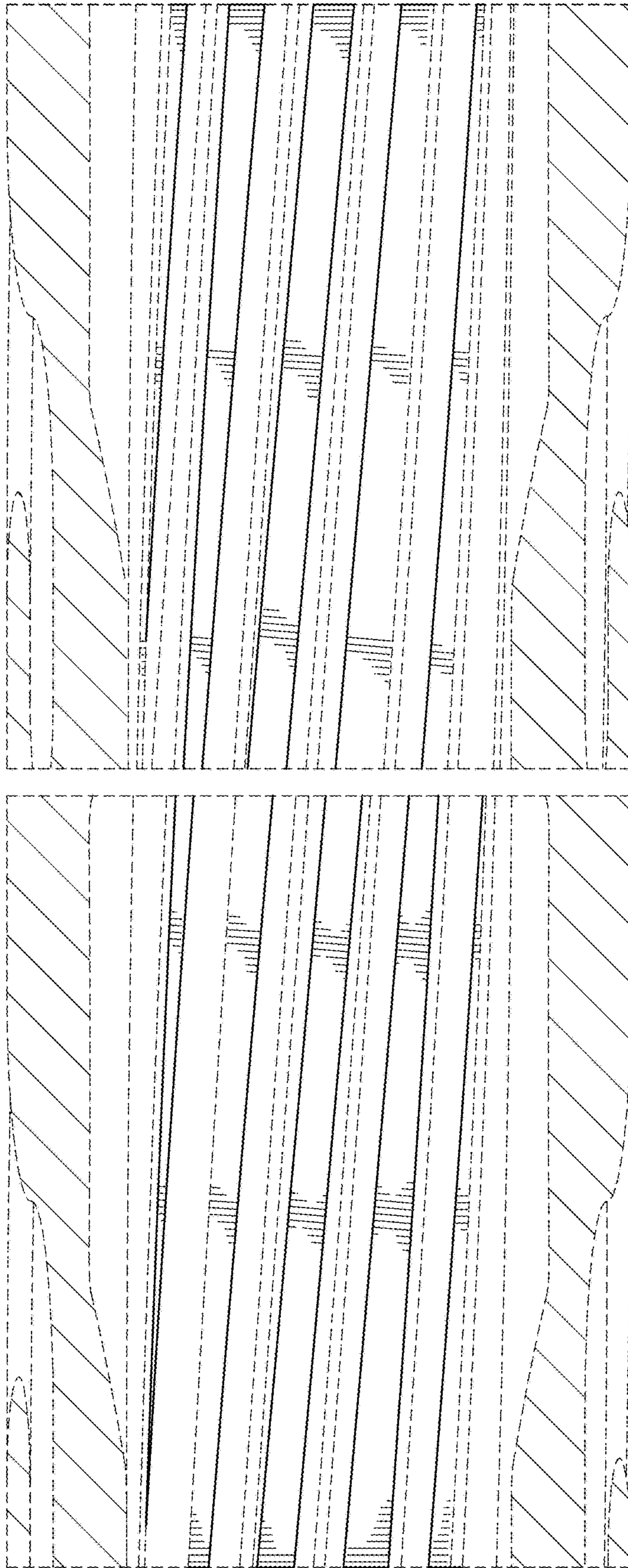


FIG. 3

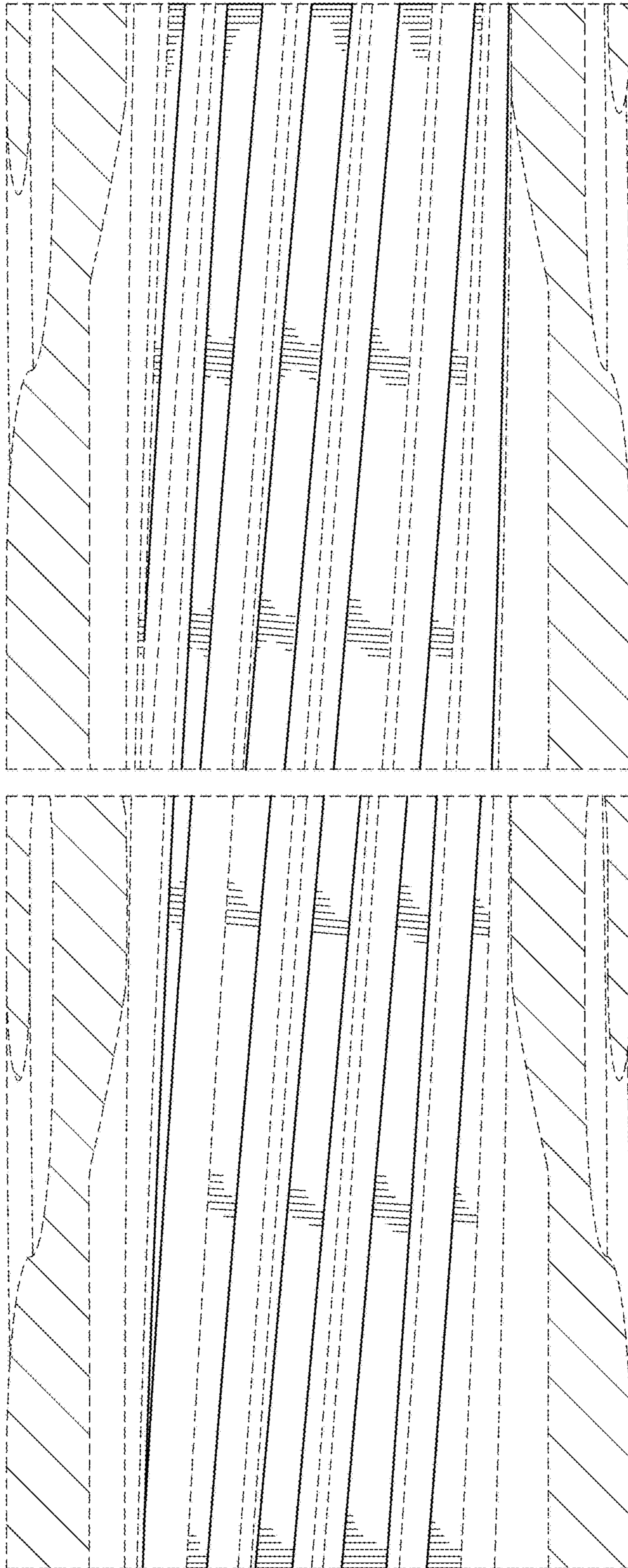


FIG. 4

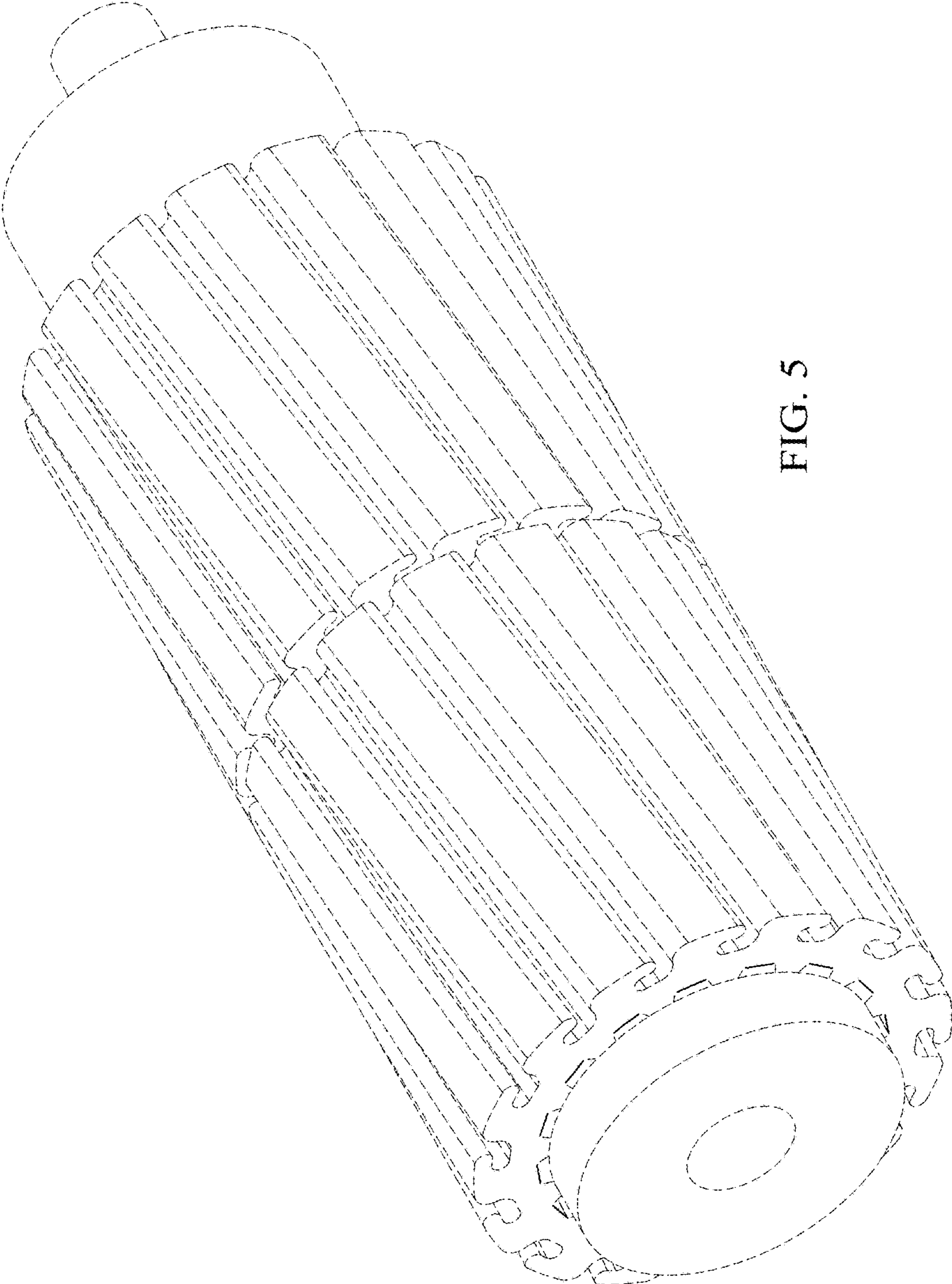


FIG. 5