



US00D779612S

(12) **United States Design Patent**
Cheng

(10) **Patent No.:** **US D779,612 S**

(45) **Date of Patent:** **** Feb. 21, 2017**

(54) **TENT**
(71) Applicant: **KUANDAH UNION TRADING CO., LTD.**, Taichung (TW)
(72) Inventor: **Shu-Fen Cheng**, Taichung (TW)
(73) Assignee: **Kuandah Union Trading Co., LTD.**, Taichung (TW)
(**) Term: **15 Years**
(21) Appl. No.: **29/546,107**
(22) Filed: **Nov. 19, 2015**

D251,215 S * 2/1979 Marks D21/838
D259,653 S * 6/1981 Day D21/838
D270,928 S * 10/1983 Brossier D21/838
4,757,832 A * 7/1988 Russell A45F 4/02
135/128
D396,086 S * 7/1998 Cantwell D21/838
D397,399 S * 8/1998 Bury D21/834
5,941,264 A * 8/1999 Gregg E04H 15/001
135/116
D516,155 S * 2/2006 Goodwin D21/834
7,127,753 B1 * 10/2006 Ramaley A47G 9/086
135/137
7,146,996 B1 * 12/2006 Shires E04H 15/36
135/117
D713,482 S * 9/2014 Mercieca D21/834
D727,451 S * 4/2015 Schofield D21/834
2001/0042563 A1 * 11/2001 Coupounas E04H 15/36
135/124

(30) **Foreign Application Priority Data**

Jul. 31, 2015 (EM) 002746560-0001

(51) **LOC (10) Cl.** **21-04**

(52) **U.S. Cl.**
USPC **D21/838**

(58) **Field of Classification Search**
USPC D21/834, 836-839; D25/33, 64, 66, 67,
D25/71, 56, 57; 135/87, 88.05, 88.06,
135/88.13, 90, 93, 94, 96-99, 115, 117,
135/121, 124-128, 132, 133, 135, 138,
135/143, 157, 900, 908; 296/159-161;
52/79.1

CPC A47G 9/086; E04H 15/001; E04H 15/44;
E04H 15/324; E04H 15/36; E04H 15/52;
E04H 2015/328

See application file for complete search history.

(56) **References Cited**

U.S. PATENT DOCUMENTS

2,656,844 A * 10/1953 Kreuzer A47G 9/086
135/90
D232,328 S * 8/1974 Kirkham D21/838

* cited by examiner

Primary Examiner — Cynthia M Chin

(74) *Attorney, Agent, or Firm* — LeClairRyan

(57) **CLAIM**

The ornamental design for a tent, as shown and described.

DESCRIPTION

FIG. 1 is a perspective view of the tent showing my new design;

FIG. 2 is a front elevational view thereof;

FIG. 3 is a rear elevational view thereof;

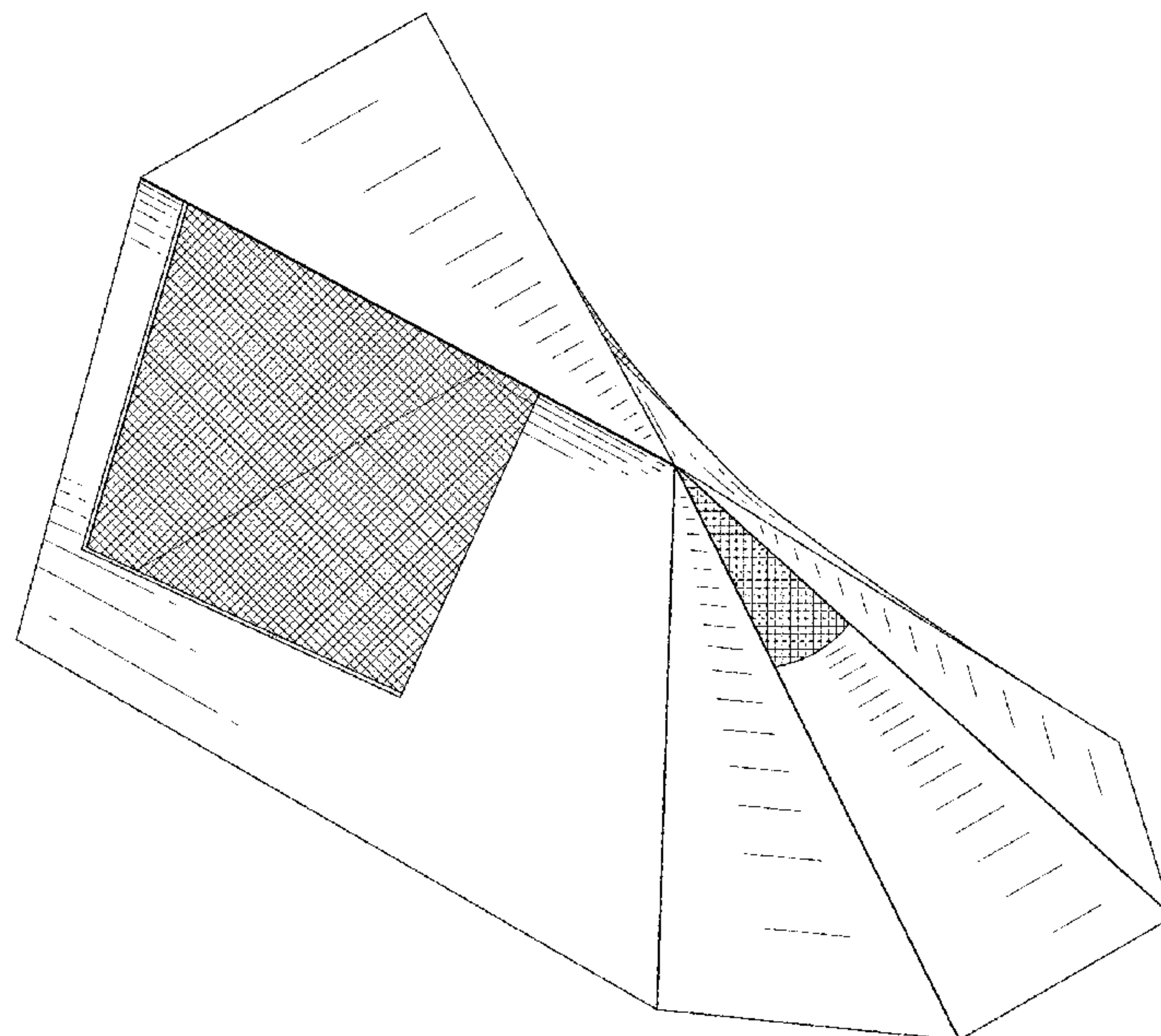
FIG. 4 is a left side elevational view thereof;

FIG. 5 is a right side elevational view thereof;

FIG. 6 is a top plan view thereof; and,

FIG. 7 is a bottom plan view thereof.

1 Claim, 7 Drawing Sheets



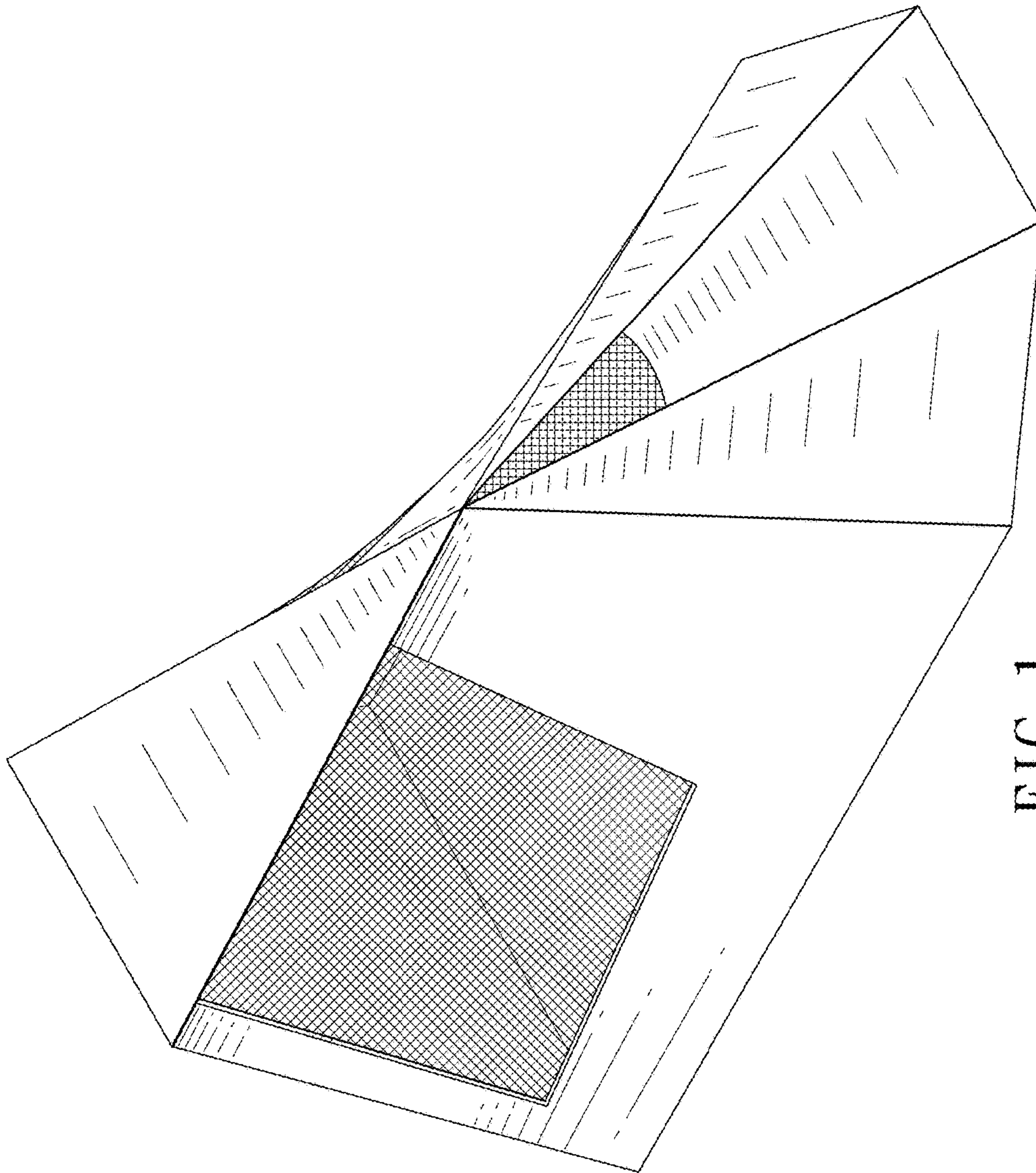


FIG. 1

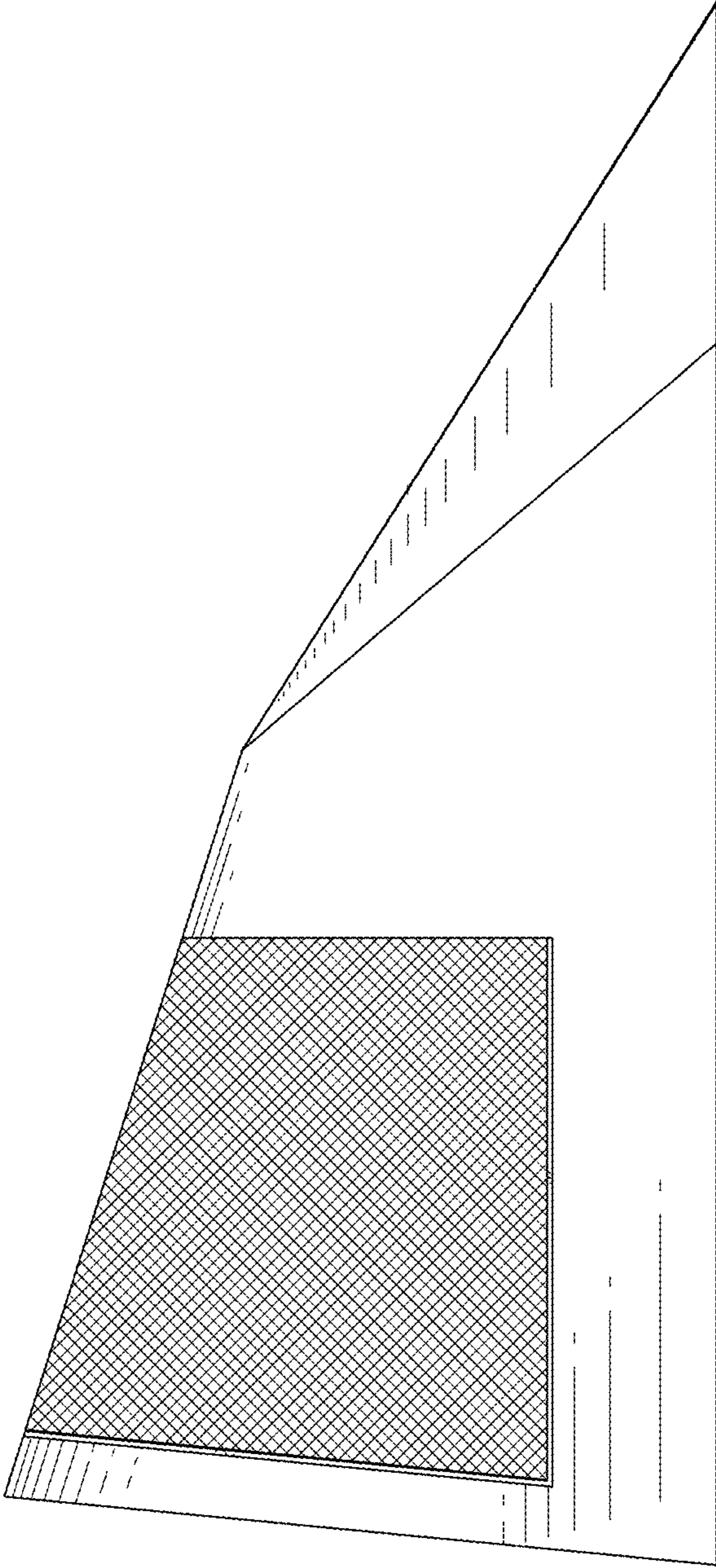


FIG. 2

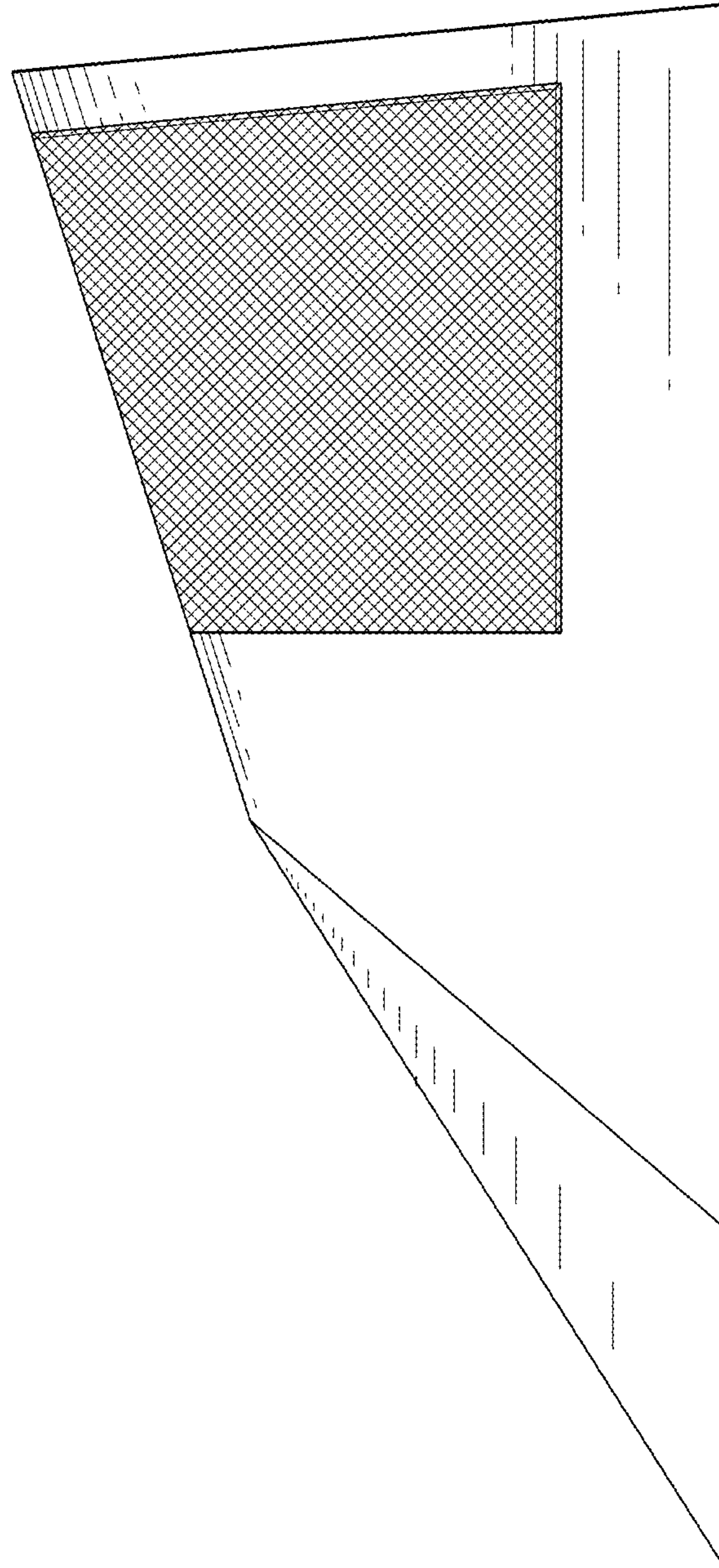


FIG. 3

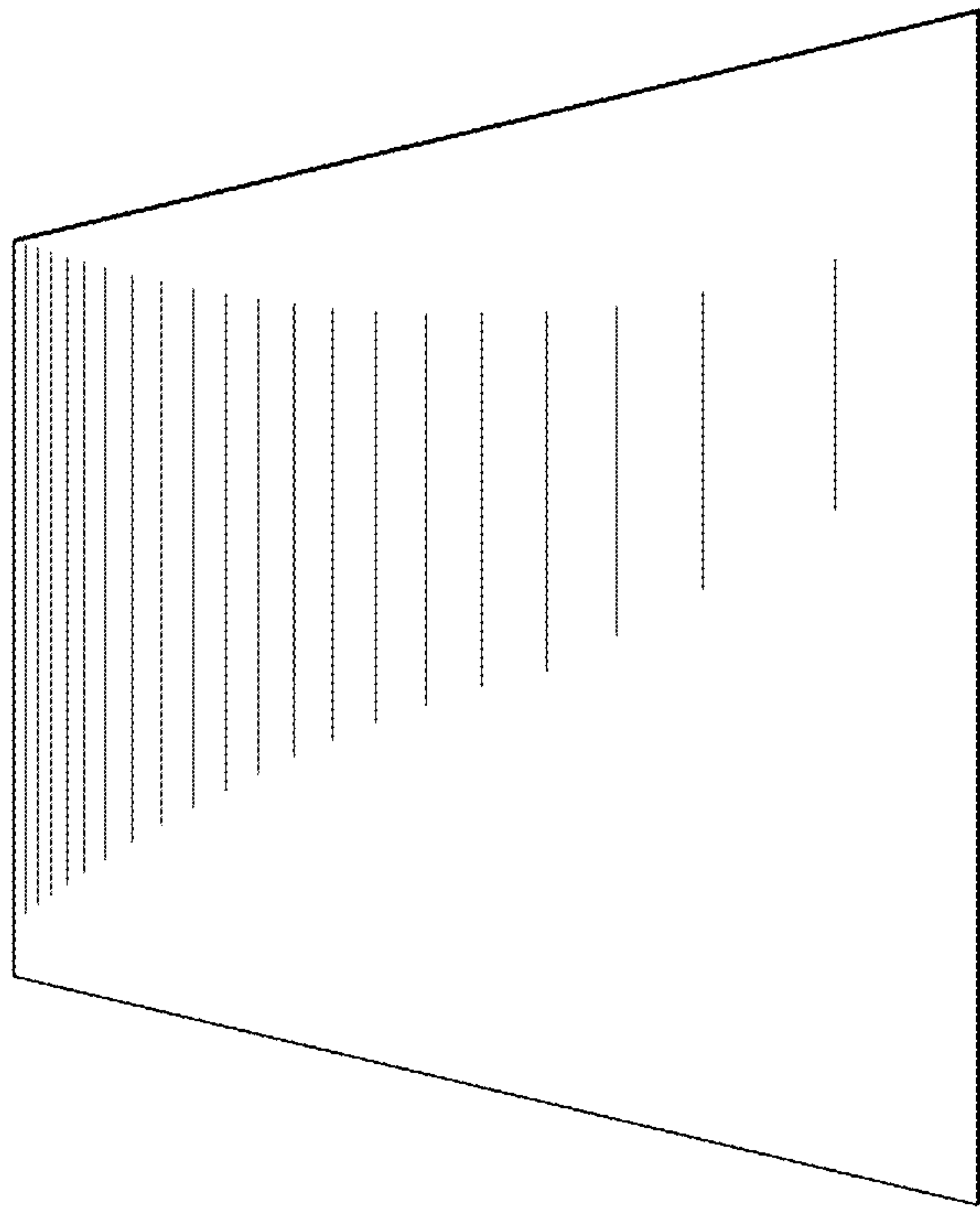


FIG. 4

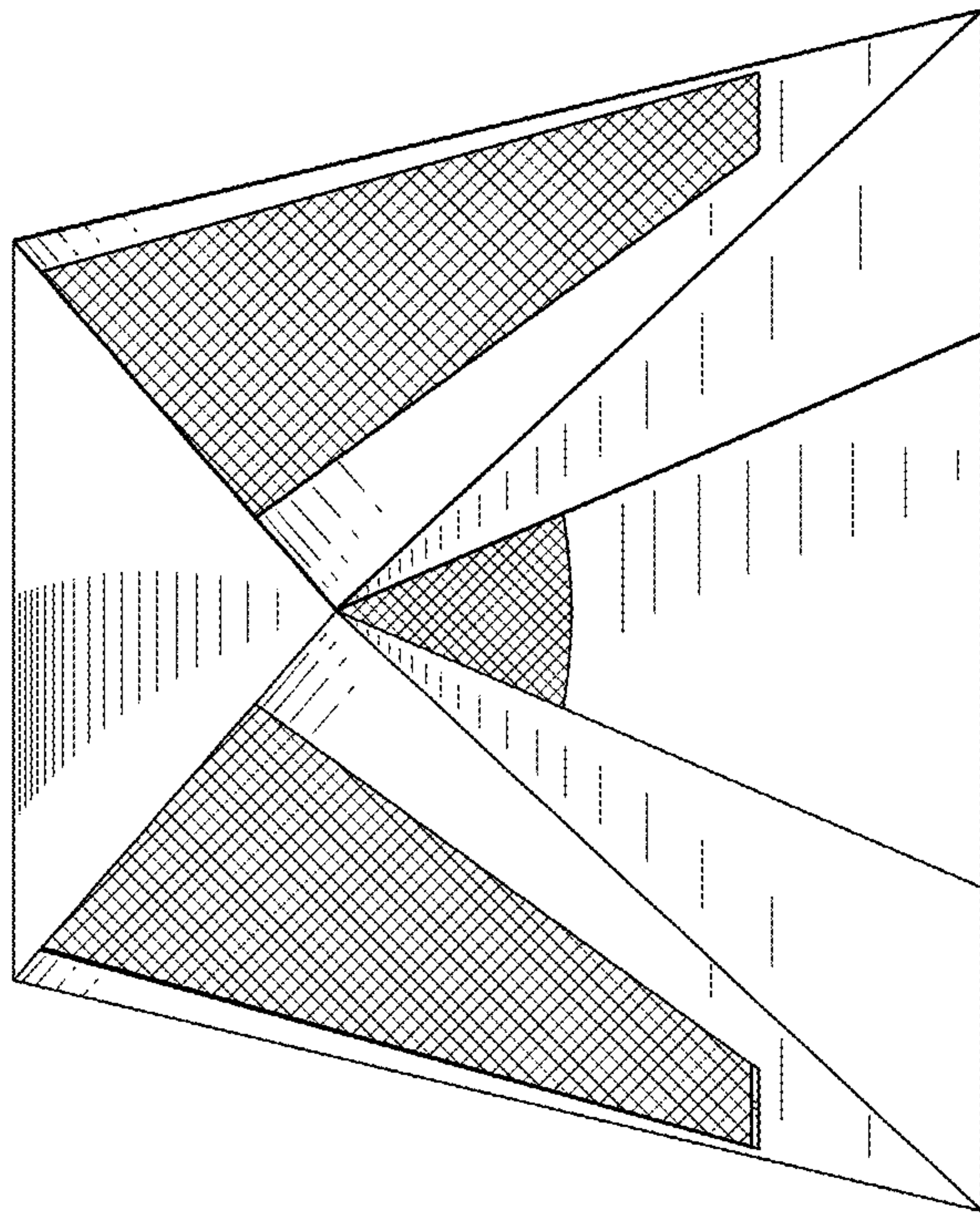


FIG. 5

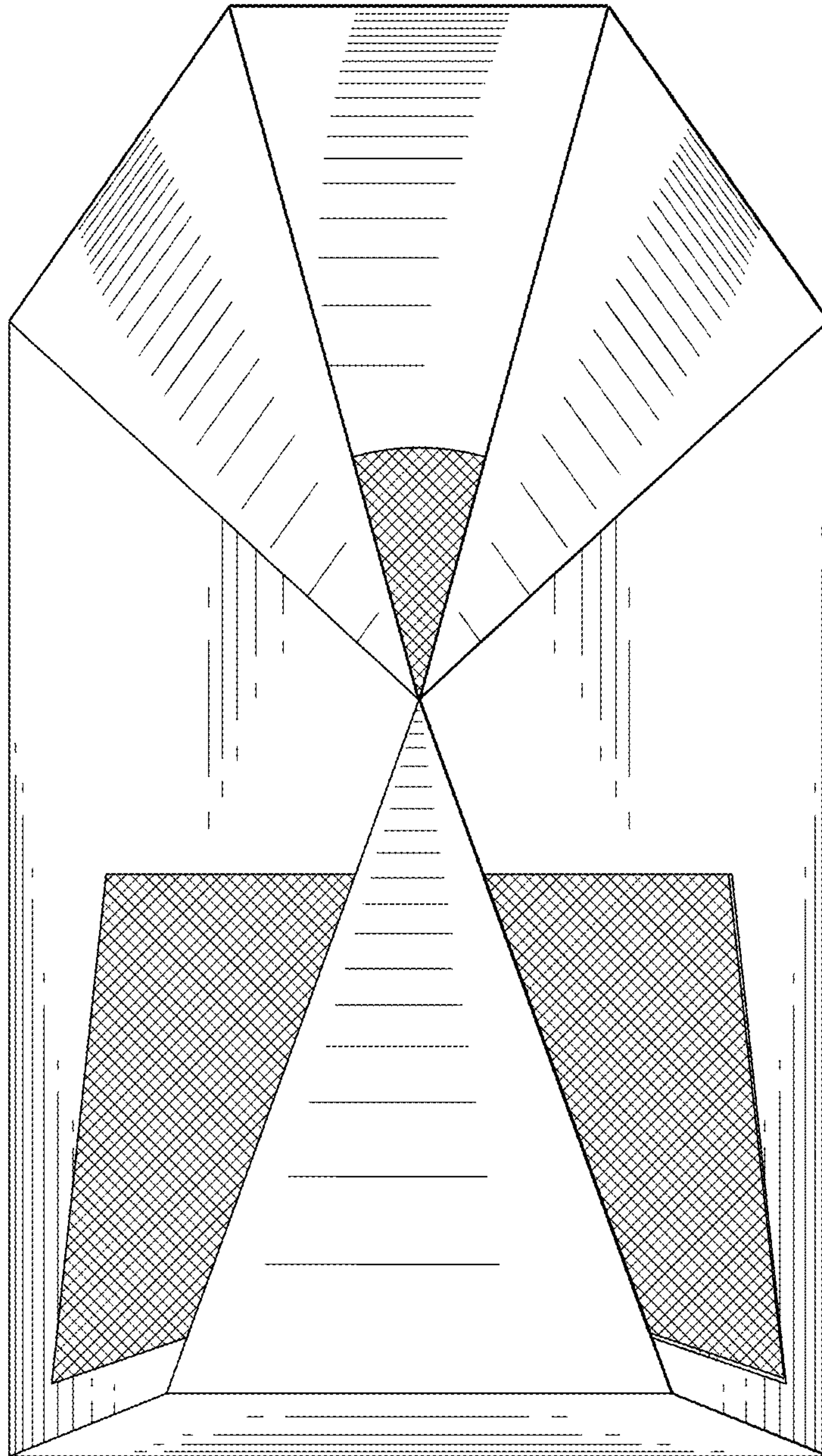


FIG. 6




FIG. 7