



US00D779607S

(12) **United States Design Patent** (10) **Patent No.:** **US D779,607 S**  
**Murphy, Jr.** (45) **Date of Patent:** **\*\* Feb. 21, 2017**

(54) **RACKET HANDLE ATTACHMENT**

(71) Applicant: **H. Stetser Murphy, Jr.**, Marietta, GA (US)

(72) Inventor: **H. Stetser Murphy, Jr.**, Marietta, GA (US)

(\*\*) Term: **15 Years**

(21) Appl. No.: **29/578,819**

(22) Filed: **Sep. 24, 2016**

(51) **LOC (10) Cl.** ..... **21-02**

(52) **U.S. Cl.**  
USPC ..... **D21/758**; D21/729

(58) **Field of Classification Search**  
USPC ..... D21/729-732, 753, 756-758  
CPC ..... A63B 49/00; A63B 49/02; A63B 49/08;  
A63B 49/10; A63B 49/12  
See application file for complete search history.

(56) **References Cited**

U.S. PATENT DOCUMENTS

259,448	A *	6/1882	Woodhouse	.....	A63B 49/08 43/23
1,638,454	A	8/1927	Papin		
2,166,044	A	7/1939	Lewthwaite		
D125,473	S	2/1941	Karoff		
D196,268	S	9/1963	Lamb		
D247,189	S *	2/1978	Charpentier	.....	D21/730
4,174,109	A	11/1979	Gaiser		
4,438,925	A	3/1984	Lindstrom		
4,736,950	A	4/1988	Doyle		
4,828,261	A *	5/1989	Kleylein	.....	A63B 49/08 473/538
D307,930	S *	5/1990	Sokol	.....	D21/731
4,964,645	A	10/1990	Lai		
5,294,117	A *	3/1994	Huang	.....	A63B 49/08 473/299
5,316,316	A	5/1994	Lai		

D355,232 S 2/1995 Hodges  
5,492,324 A \* 2/1996 Hagey ..... A63B 49/08  
473/551  
5,556,092 A \* 9/1996 Theken ..... A63B 49/08  
16/430  
D378,389 S 3/1997 Manu  
(Continued)

*Primary Examiner* — Mitchell Siegel  
(74) *Attorney, Agent, or Firm* — Thomas B. McGurk

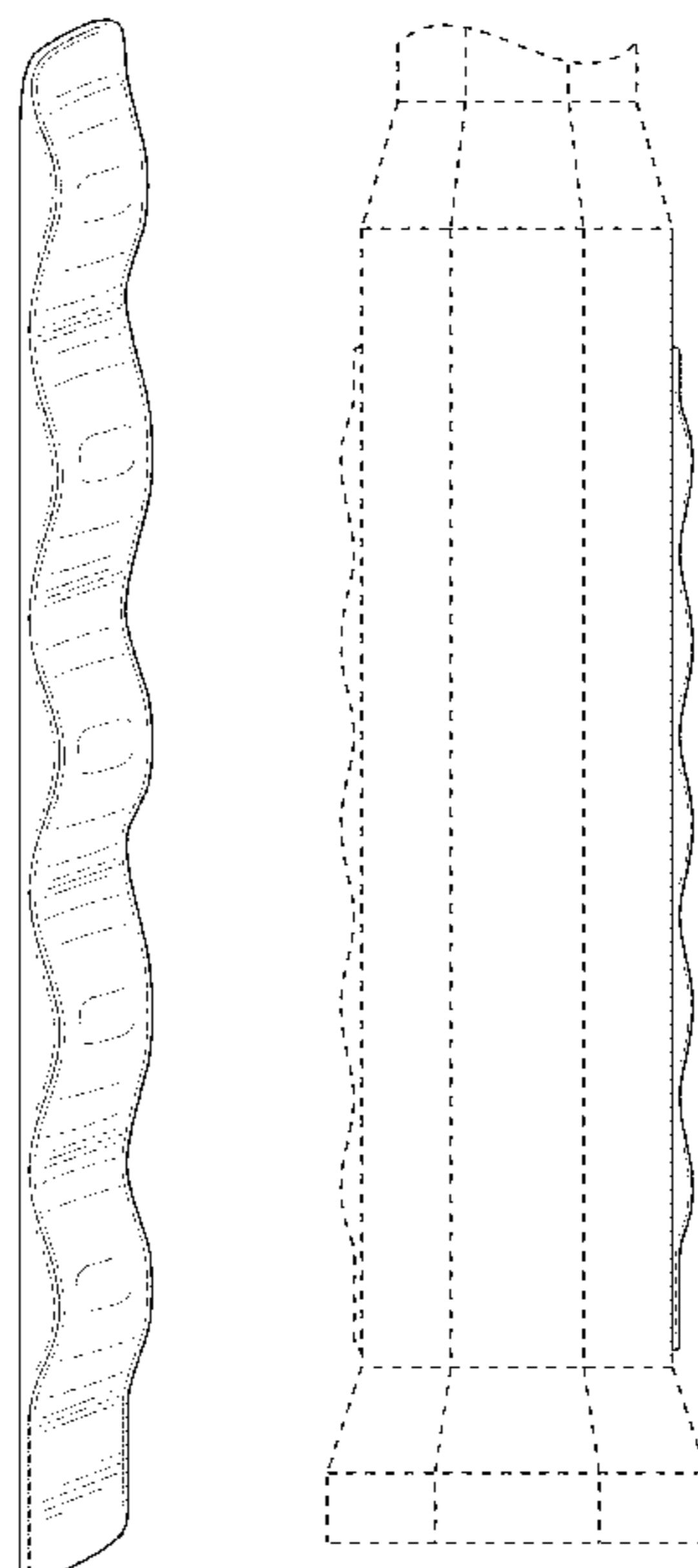
(57) **CLAIM**

The ornamental design for a racket handle attachment, as shown and described.

**DESCRIPTION**

FIG. 1 is a perspective view of a racket handle attachment illustrating the claimed design;  
FIG. 2 is a front view of the racket handle attachment shown in FIG. 1;  
FIG. 3 is a back view of the racket handle attachment shown in FIG. 1;  
FIG. 4 is a left side view of the racket handle attachment shown in FIG. 1;  
FIG. 5 is a right side view of the racket handle attachment shown in FIG. 1;  
FIG. 6 is a bottom view of the racket handle attachment shown in FIG. 1;  
FIG. 7 is a top view of the racket handle attachment shown in FIG. 1;  
FIG. 8 is a front view of the racket handle attachment in exemplary use on an unclaimed handle of a racket; and,  
FIG. 9 is a side view of the racket handle attachment in exemplary use on an unclaimed handle of a racket.  
The broken lines in the drawings are for illustrative purposes only and form no part of the claimed design.

**1 Claim, 6 Drawing Sheets**



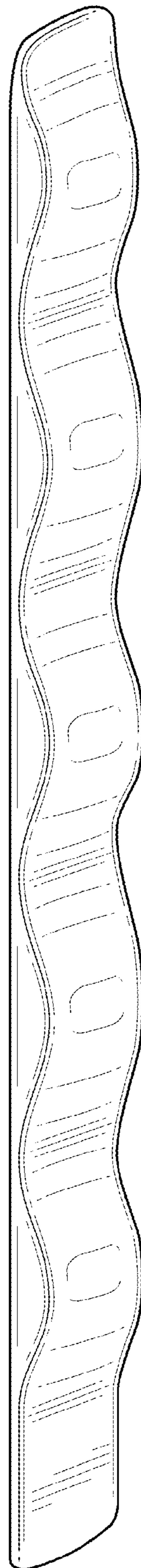
(56)

References Cited

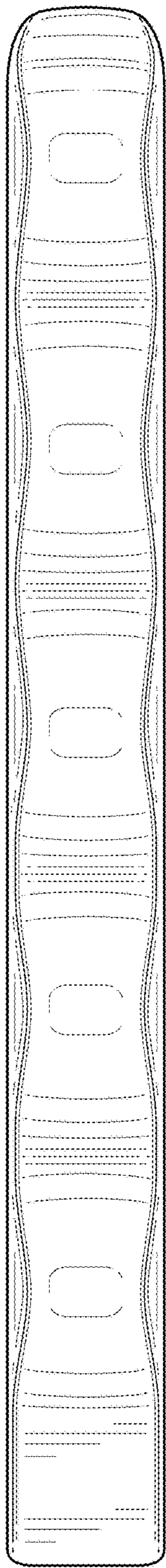
U.S. PATENT DOCUMENTS

D380,244 S 6/1997 Naumoff  
5,671,926 A \* 9/1997 Hagey ..... A63B 49/08  
473/549  
D394,094 S 5/1998 Davis et al.  
5,845,804 A 12/1998 Prescott  
5,990,584 A 11/1999 Luo  
D443,907 S \* 6/2001 Tarica ..... D21/758  
D477,645 S 7/2003 Vito  
D484,206 S 12/2003 Udwin et al.  
D484,556 S 12/2003 Udwin et al.  
D488,844 S \* 4/2004 Szelenyi ..... D21/729  
8,012,043 B2 9/2011 Emberger et al.  
8,298,101 B2 10/2012 Babolat  
D703,779 S 4/2014 Budacesek  
D716,885 S 11/2014 Murphy, Jr.  
D726,268 S \* 4/2015 Murphy, Jr. .... D21/756  
D726,269 S \* 4/2015 Murphy, Jr. .... D21/756  
D731,015 S 6/2015 Murphy, Jr.  
D767,059 S \* 9/2016 Murphy, Jr. .... D21/753  
D767,060 S \* 9/2016 Murphy, Jr. .... D21/753  
2002/0086747 A1 7/2002 Hsu  
2010/0056308 A1 3/2010 Babolat


\* cited by examiner




**FIG. 1**




**FIG. 2**



**FIG. 3**



**FIG. 4**



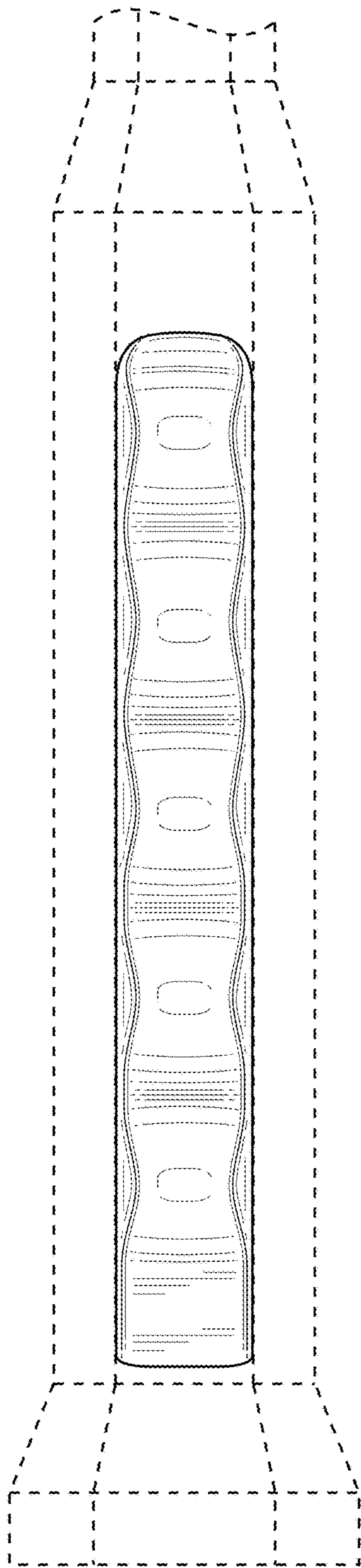
**FIG. 5**



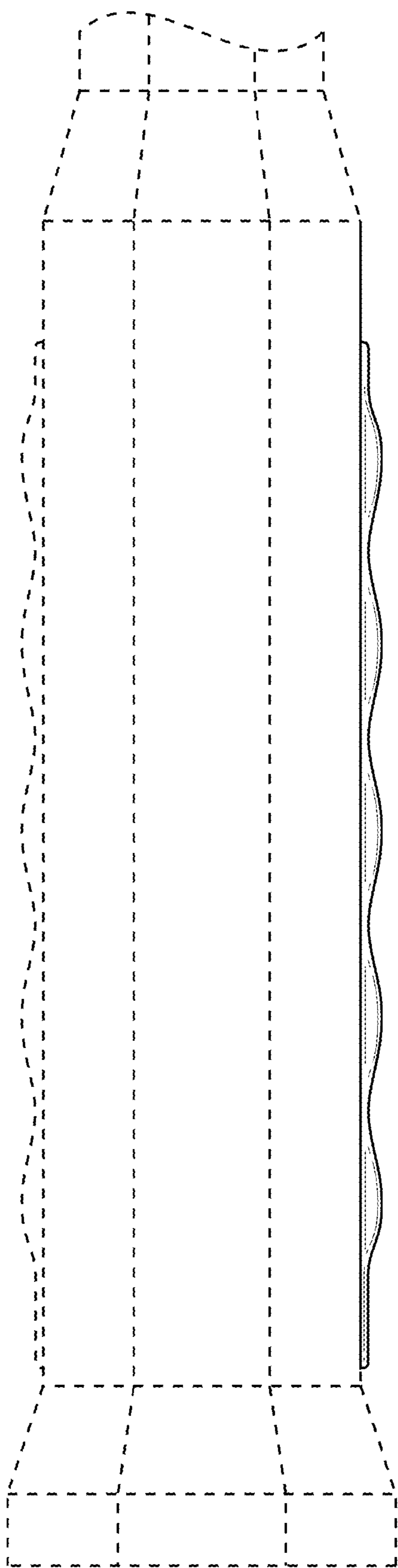
**FIG. 6**



**FIG. 7**



**FIG. 8**



**FIG. 9**