



US00D779592S

(12) **United States Design Patent** (10) **Patent No.:** **US D779,592 S**
Vadenne et al. (45) **Date of Patent:** **** Feb. 21, 2017**

(54) **WRITING INSTRUMENT**

(71) Applicant: **Societe BIC**, Clichy (FR)

(72) Inventors: **Franck Vadenne**, Bezons (FR);
Menghan-Mew Liu, Changning District (CN)

(73) Assignee: **Societe BIC**, Clichy (FR)

(**) Term: **15 Years**

(21) Appl. No.: **29/534,224**

(22) Filed: **Jul. 27, 2015**

(30) **Foreign Application Priority Data**

Jan. 27, 2015 (EM) 002620716-0001

(51) **LOC (10) Cl.** **19-06**

(52) **U.S. Cl.**
USPC **D19/163; D19/929; D19/933**

(58) **Field of Classification Search**
USPC **D14/411; D19/115-204**
CPC **B43K 5/00; B43K 7/00; B43K 7/10;**
B43K 7/12; B43K 8/04; B43K
19/00; B43K 19/02; B43K 19/14

See application file for complete search history.

(56) **References Cited**

U.S. PATENT DOCUMENTS

2,479,414 A * 8/1949 Sanbonmatsu B43K 5/17
401/107
D182,162 S * 2/1958 Carreiro D19/167
D395,449 S * 6/1998 Bussiere D19/195
D418,872 S * 1/2000 Leibeck D19/167

D461,204 S * 8/2002 Klefbom D19/167
D482,397 S * 11/2003 Hui D19/166
D497,640 S * 10/2004 Qiu D19/167
D500,790 S * 1/2005 Jaakkola D14/411
D531,217 S * 10/2006 Hirota D19/184
D541,338 S * 4/2007 Wang D19/163
D555,609 S * 11/2007 Galbraith D24/114
D609,746 S * 2/2010 Ma D19/167
D613,742 S * 4/2010 Avery D14/411
D641,411 S * 7/2011 Tan D19/167
D656,992 S * 4/2012 Briggl D19/175
D667,828 S * 9/2012 Park D14/411
8,262,304 B2 * 9/2012 Llach B43K 24/12
401/109
D676,548 S * 2/2013 Pala D24/113
D692,485 S * 10/2013 Newson D19/175
D719,162 S * 12/2014 Albers D14/411

* cited by examiner

Primary Examiner — Elizabeth Albert
(74) *Attorney, Agent, or Firm* — Ohlandt, Greeley,
Ruggiero & Perle, L.L.P.

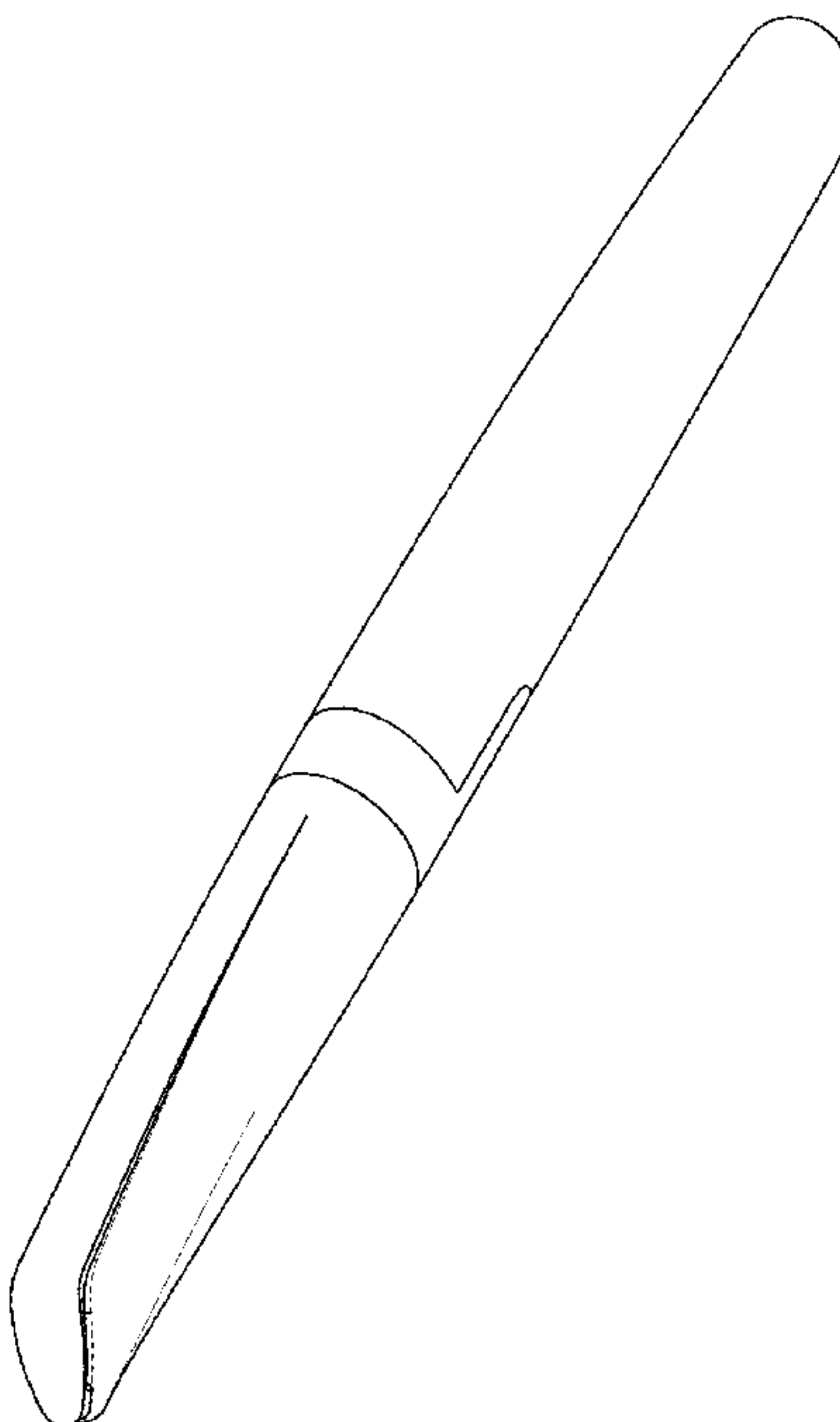
(57) **CLAIM**

The ornamental design for a writing instrument, as shown and described.

DESCRIPTION

FIG. 1 is a front perspective view of an ornamental design for a writing instrument according to the present invention; FIG. 2 is a top plan view thereof; FIG. 3 is a bottom plan view thereof; FIG. 4 is a back side view thereof; FIG. 5 is a front side view thereof; FIG. 6 is a right side view thereof; and, FIG. 7 is a left side view.

1 Claim, 7 Drawing Sheets



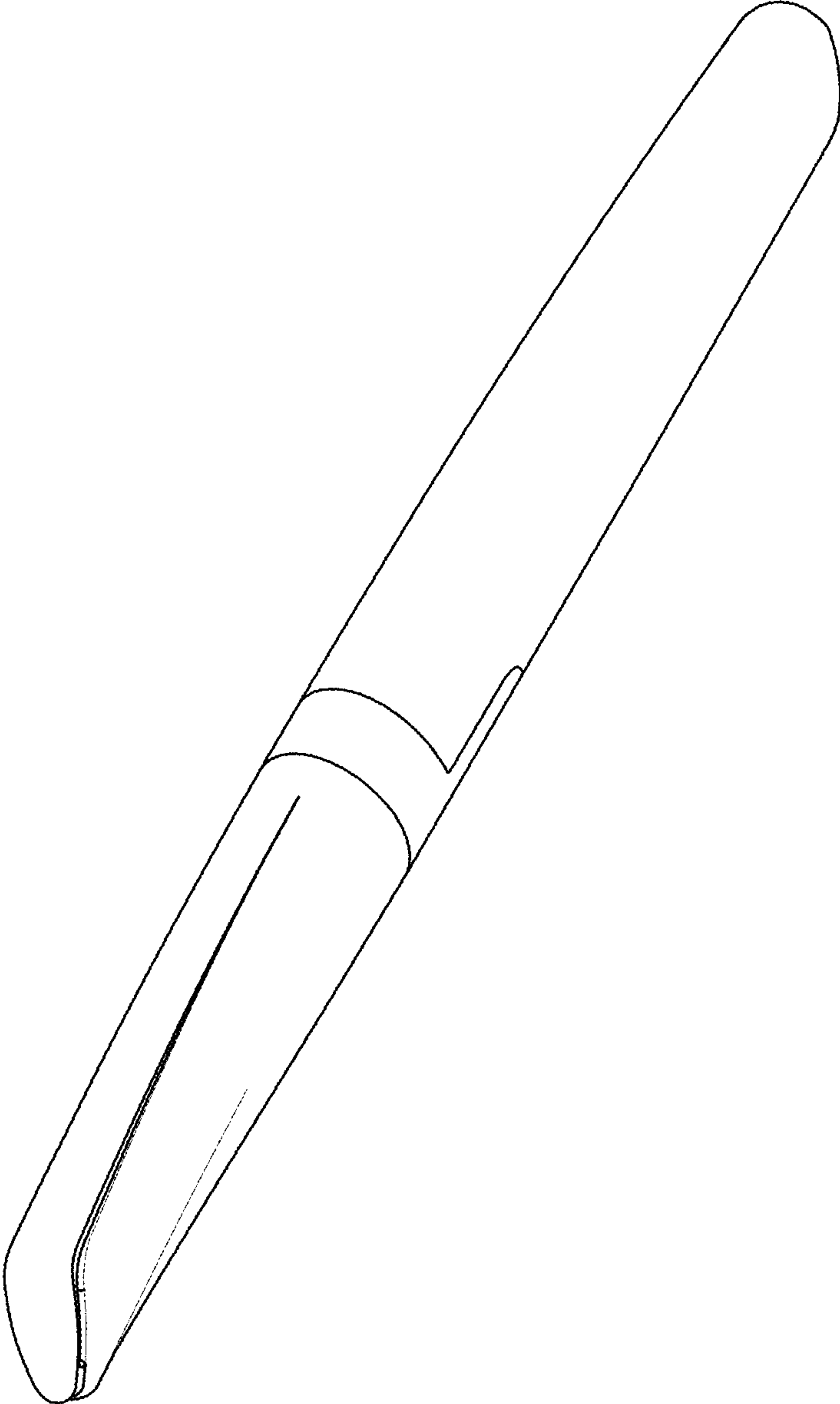


Fig. 1

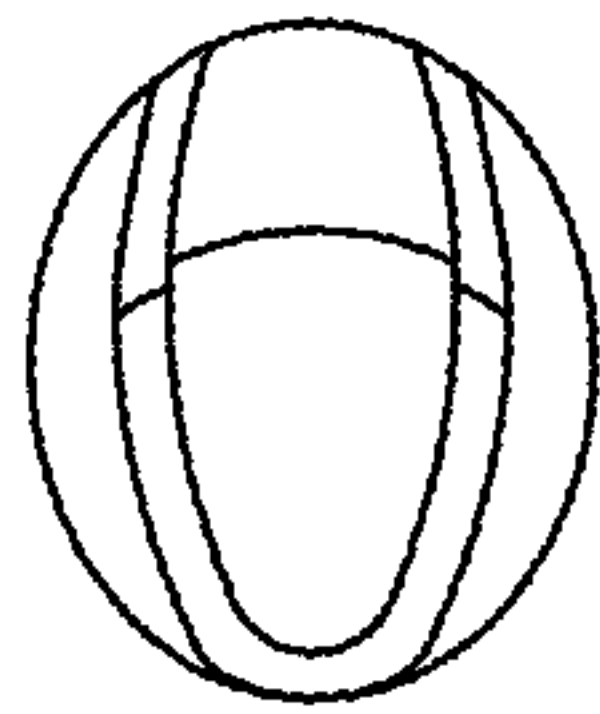


Fig. 2

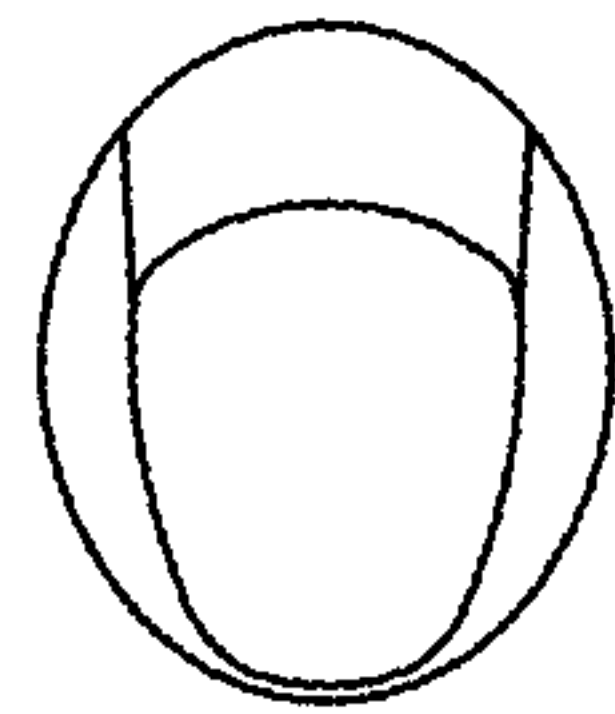


Fig. 3

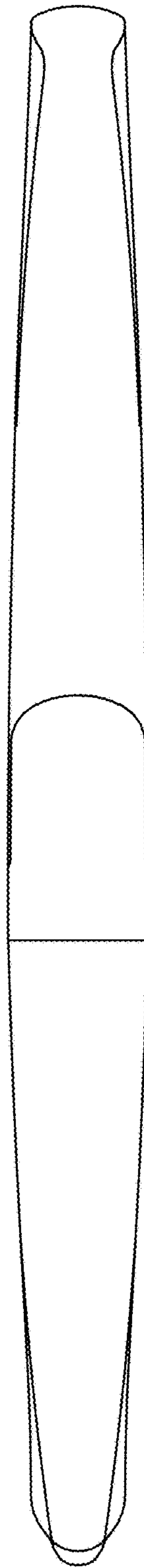


Fig. 4




Fig. 5

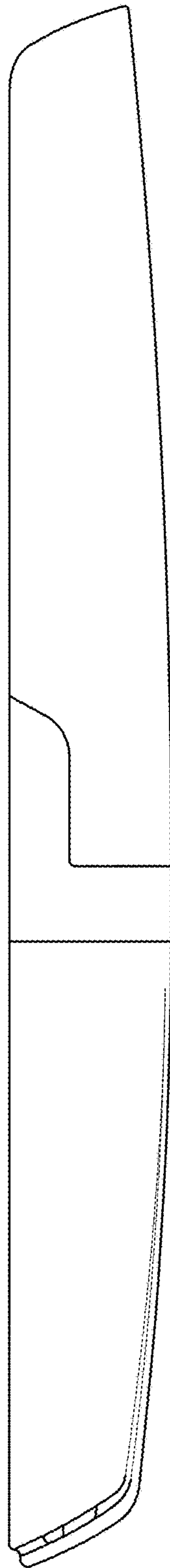


Fig. 6

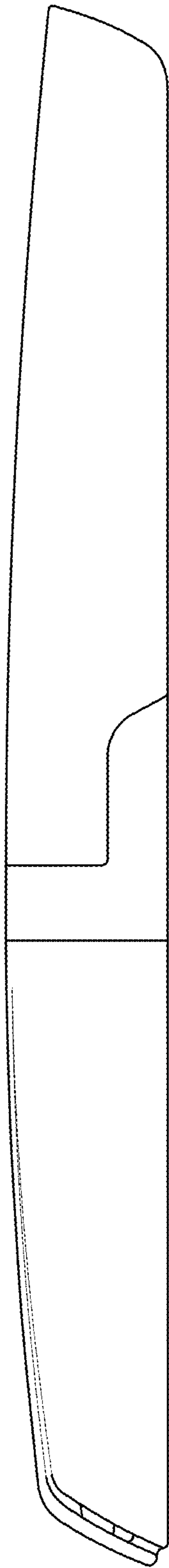


Fig. 7