



US00D779566S

(12) **United States Design Patent** (10) **Patent No.:** **US D779,566 S**  
**Cronk** (45) **Date of Patent:** **\*\* Feb. 21, 2017**

(54) **PLOWING TINE REPLACEMENT SECTION**

E21B 29/00;E21B 29/06; E21B 31/107;  
E21B

(71) Applicant: **Pearson Engineering Limited,**  
Newcastle Upon Tyne (GB)

(Continued)

(72) Inventor: **Richard Leonard Cronk,**  
Northumberland (GB)

(56) **References Cited**

(73) Assignee: **Pearson Engineering Limited,** New  
Castle Upon Tyne (GB)

U.S. PATENT DOCUMENTS

(\*\*) Term: **15 Years**

1,808,311 A 9/1929 Madonna  
2,606,413 A 8/1952 Gray  
(Continued)

(21) Appl. No.: **29/541,432**

FOREIGN PATENT DOCUMENTS

(22) Filed: **Oct. 2, 2015**

CN 101153497 4/2008  
CN 102418363 4/2012  
(Continued)

(51) **LOC (10) Cl.** ..... **12-09**

(52) **U.S. Cl.**  
USPC ..... **D15/29**

(58) **Field of Classification Search**  
USPC ..... D15/10, 11, 13, 20, 21, 26, 27, 28, 29,  
D15/32, 199

CPC ..... E21B 10/26; E21B 10/43; E21B 7/28;  
E21B 10/00; E21B 10/36; E21B  
4/14; E21B 10/55; E21B 10/58; E21B  
10/32; E21B 10/42; E21B 10/322; E21B  
10/38; E21B 10/44; E21B 10/62; E21B  
17/076; E21B 1/00; E21B 25/00; E21B  
41/02; E21B 4/02; E21B 7/00; E21B  
7/04; E21B 7/064; E21B 7/26; E21B  
10/02; E21B 10/04; E21B 10/10; E21B  
10/14; E21B 10/22; E21B 10/24; E21B  
10/25; E21B 10/28; E21B 10/30; E21B  
10/325; E21B 10/40; E21B 10/445; E21B  
10/52; E21B 17/14; E21B 17/16; E21B  
17/20; E21B 2010/563; E21B 2034/007;  
E21B 21/12; E21B 21/16; E21B 25/02;

OTHER PUBLICATIONS

Barcelo, Bryony "Combined Search and Examination Report—  
Great Britain patent application No. GB1517345.3" Mar. 11, 2016,  
United Kingdom Intellectual Property Office; pp. 1-8.

*Primary Examiner* — Ian Simmons  
*Assistant Examiner* — Khawaja Anwar  
(74) *Attorney, Agent, or Firm* — Nicholas J. Landau;  
Bradley Arant Boult Cummings LLP

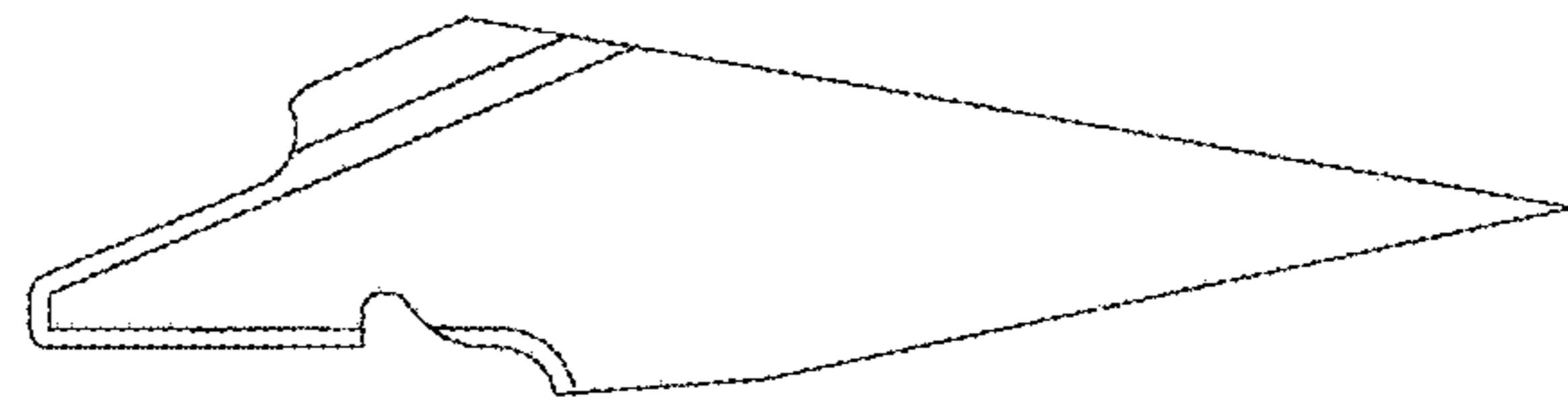
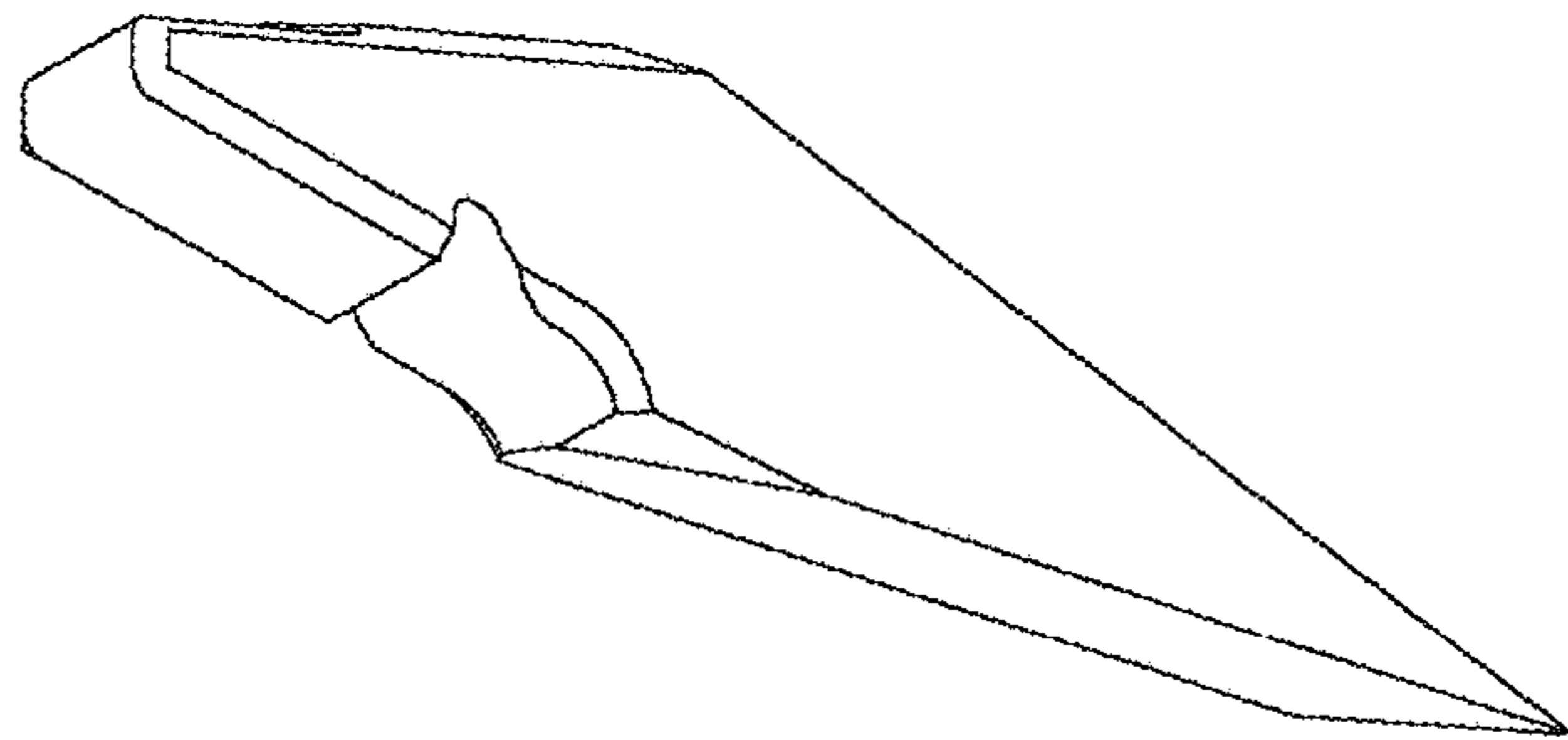
(57) **CLAIM**

The ornamental design for a plowing tine replacement  
section, as shown and described.

**DESCRIPTION**

FIG. 1 shows a perspective view of a plowing tine replace-  
ment section, showing my new design, in a use condition;  
FIG. 2 shows a front elevation view thereof;  
FIG. 3 shows a side view thereof;  
FIG. 4 shows a bottom plan view thereof;  
FIG. 5 shows a perspective view thereof, shown without  
environment;  
FIG. 6 shows a front elevation view thereof;  
FIG. 7 shows a side elevation view thereof; and,  
FIG. 8 shows a bottom plan view thereof.

(Continued)



The dashed lines shown in the drawings illustrate environmental structure and form no part of the claimed design.

**1 Claim, 7 Drawing Sheets**

(58) **Field of Classification Search**

CPC ..... 31/1135;E21B 34/12; E21B 37/02;  
 E21B 3/00; E21B 41/00; E21B  
 43/126; E02F 3/8152; E02F 3/02; E02F  
 3/8157; E02F 3/7631; E02F 3/815; E02F  
 3/8155; E02F 3/8891; E02F 3/9206; E02F  
 3/627; E02F 3/7627; E02F 3/3414; E02F  
 3/40; E02F 3/65; E02F 3/7609; E02F  
 3/7622; E02F 3/7659; E02F 3/7672

See application file for complete search history.

(56)

**References Cited**

U.S. PATENT DOCUMENTS

D213,782 S \* 4/1969 Knowles ..... D15/144  
 4,127,073 A 11/1978 Blair

4,799,823 A 1/1989 Williams  
 5,217,154 A \* 6/1993 Elwood ..... B23K 3/025  
 228/4.5  
 D631,490 S \* 1/2011 Drager ..... D15/32  
 D736,266 S \* 8/2015 Lundberg ..... D15/11  
 D753,739 S \* 4/2016 Bell ..... D15/144  
 2007/0084094 A1 \* 4/2007 Bentley ..... E02F 9/2825  
 37/452  
 2007/0256335 A1 11/2007 De Martiis  
 2008/0229627 A1 9/2008 Calderwood  
 2012/0304508 A1 \* 12/2012 Guimaraes ..... E02F 9/2825  
 37/457  
 2013/0008062 A1 \* 1/2013 Guimaraes ..... E02F 9/2833  
 37/446  
 2013/0086825 A1 \* 4/2013 Renski ..... E02F 9/2808  
 37/452

FOREIGN PATENT DOCUMENTS

FR 2518606 6/1983  
 GB 2402313 8/2004  
 GB 2532335 5/2016

\* cited by examiner

Fig. 1

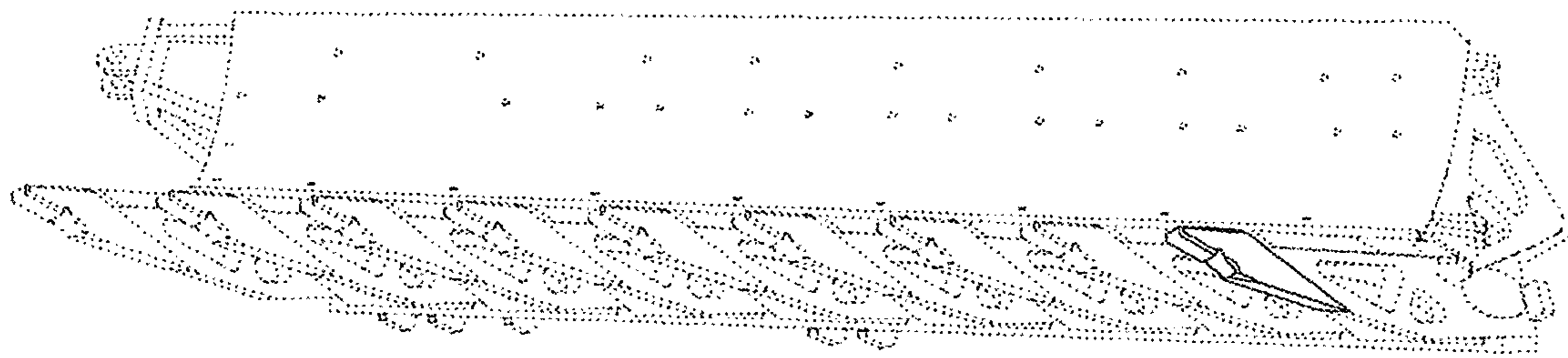


Fig. 2

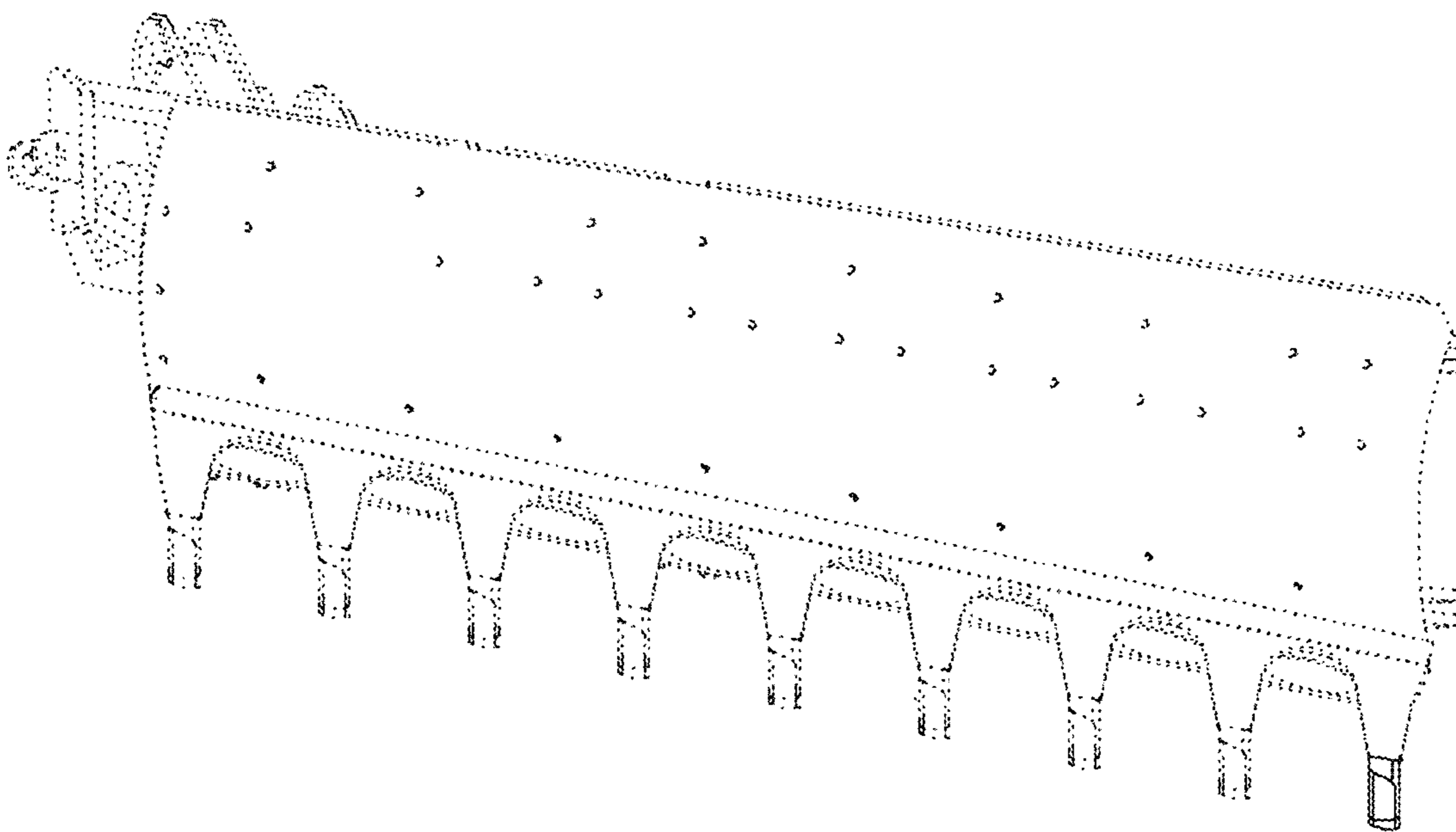


Fig. 3

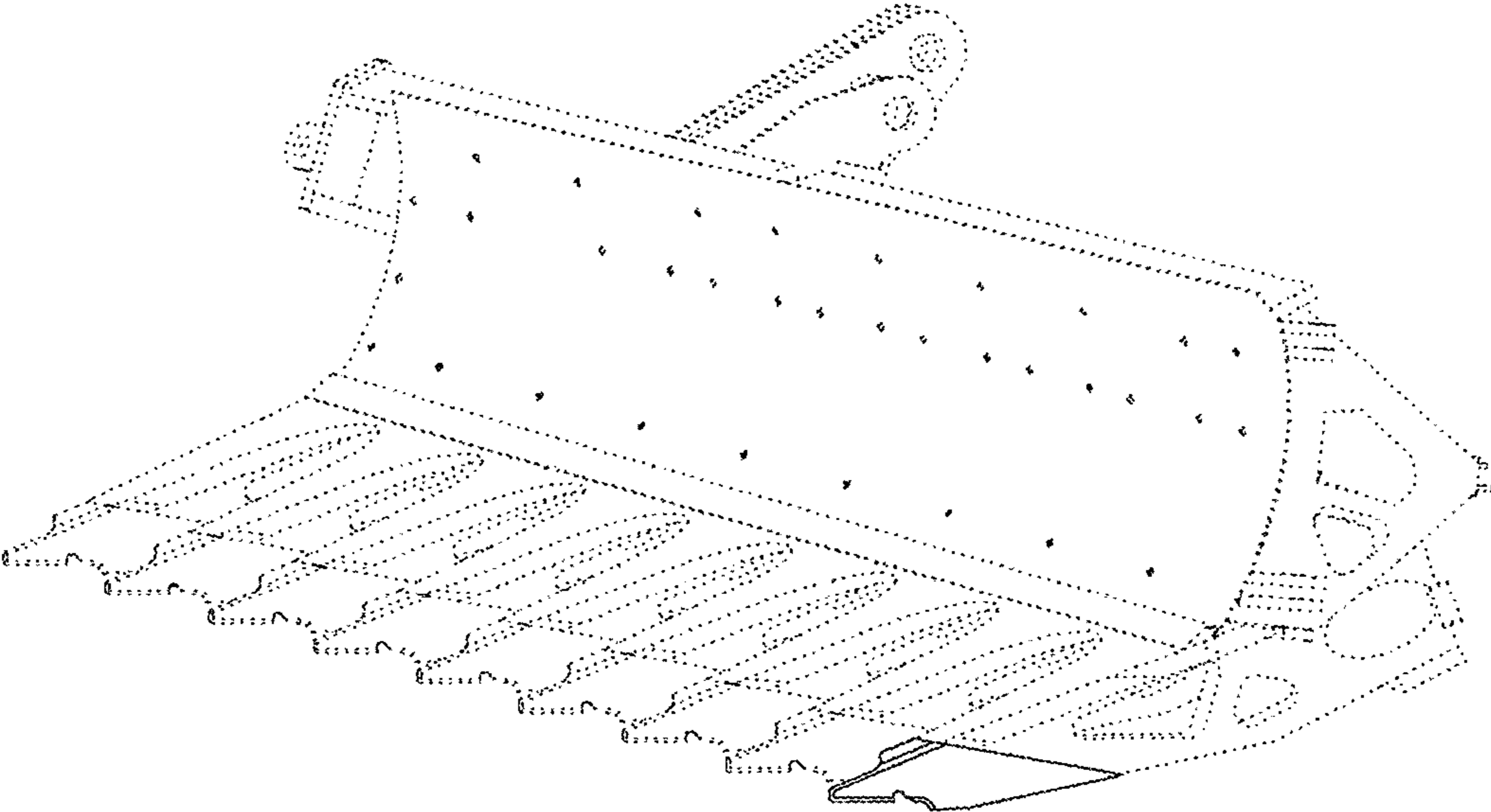


Fig. 4

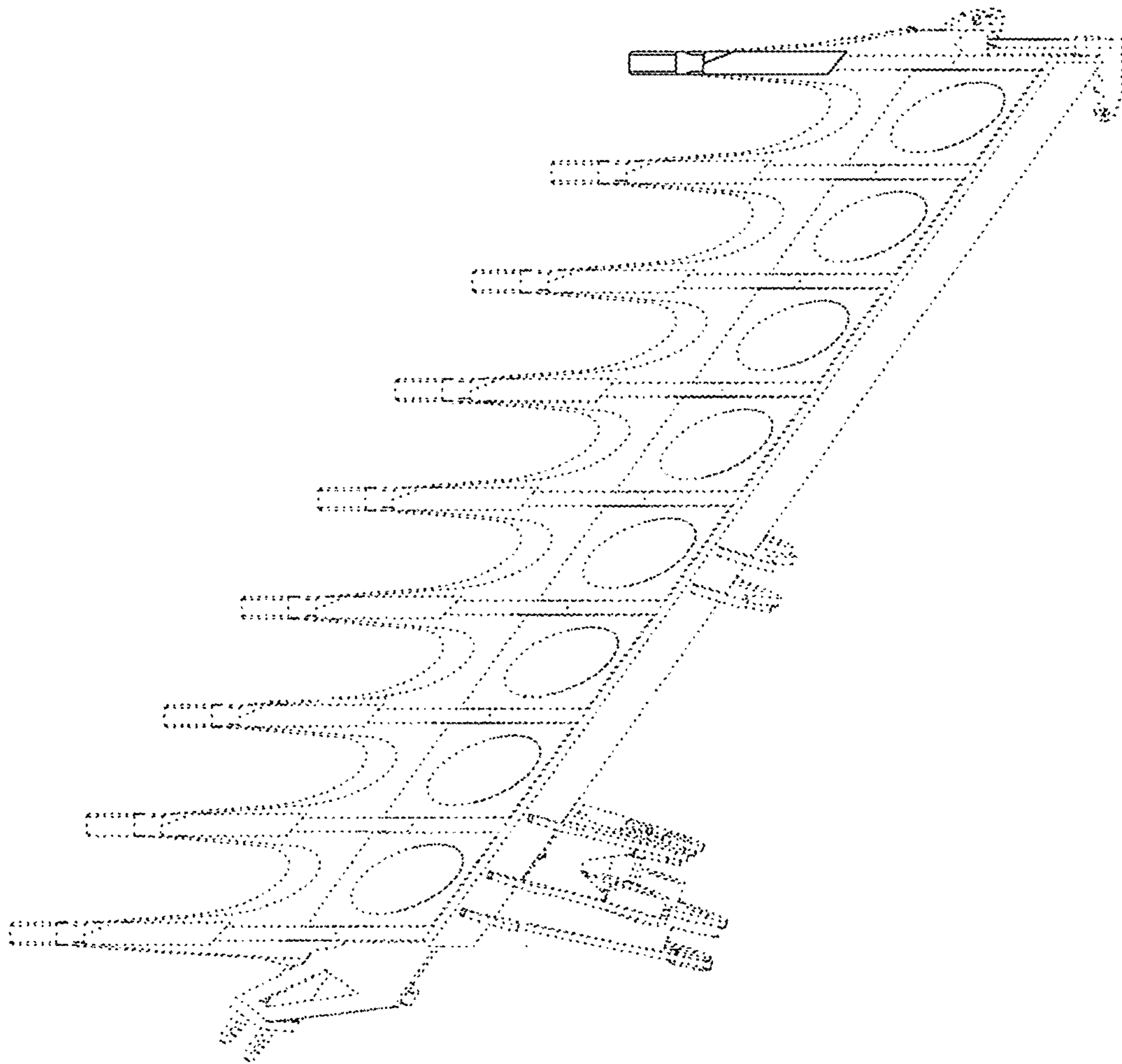


Fig. 5

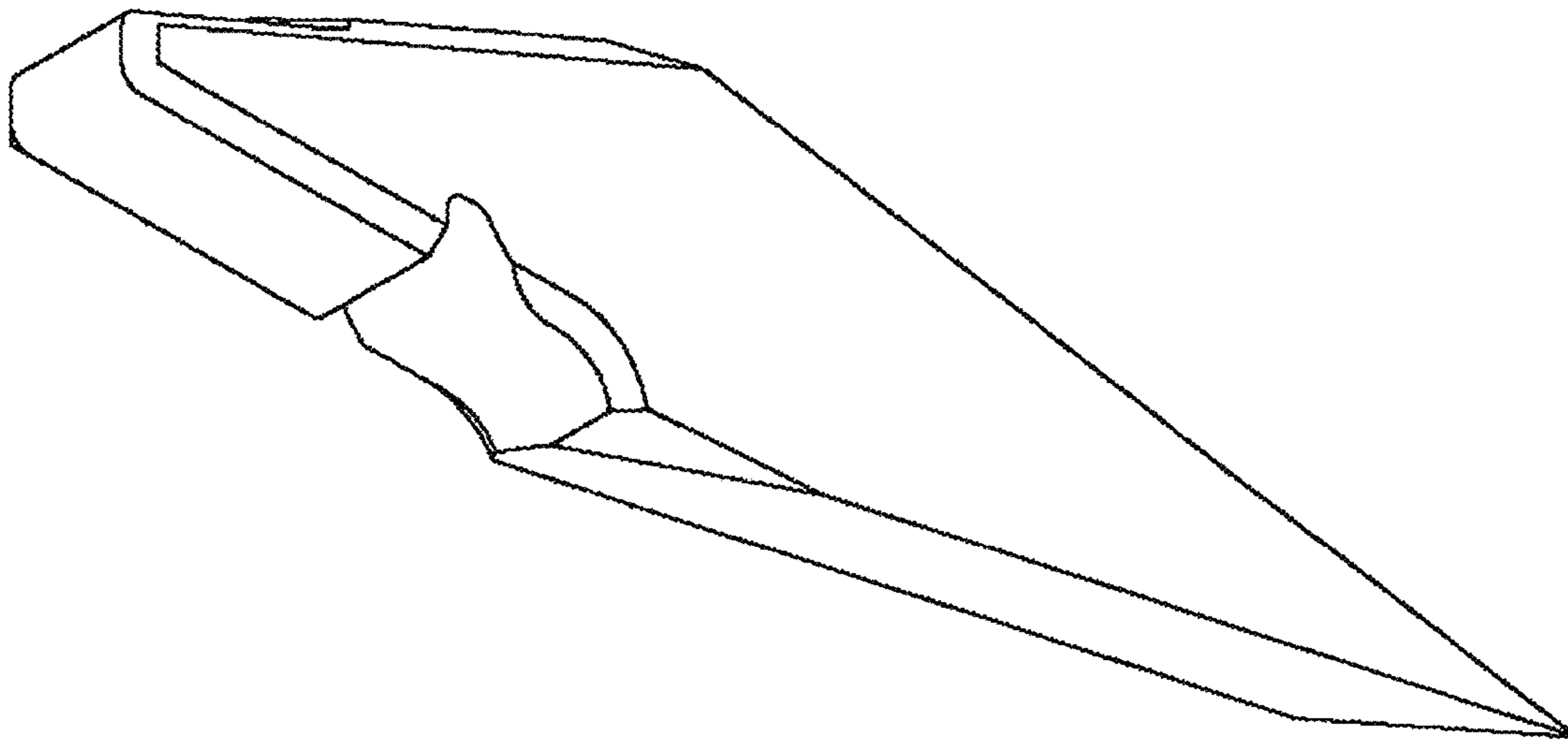


Fig. 6

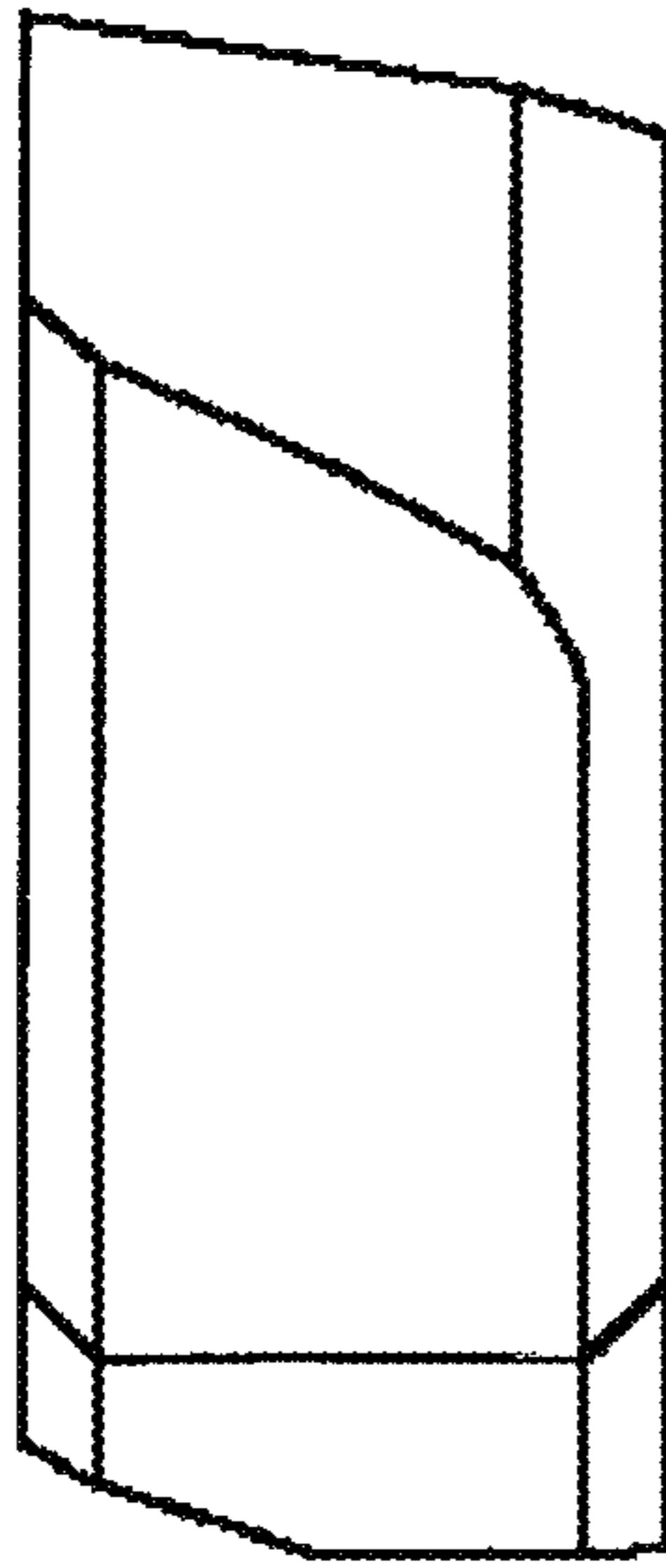


Fig. 7

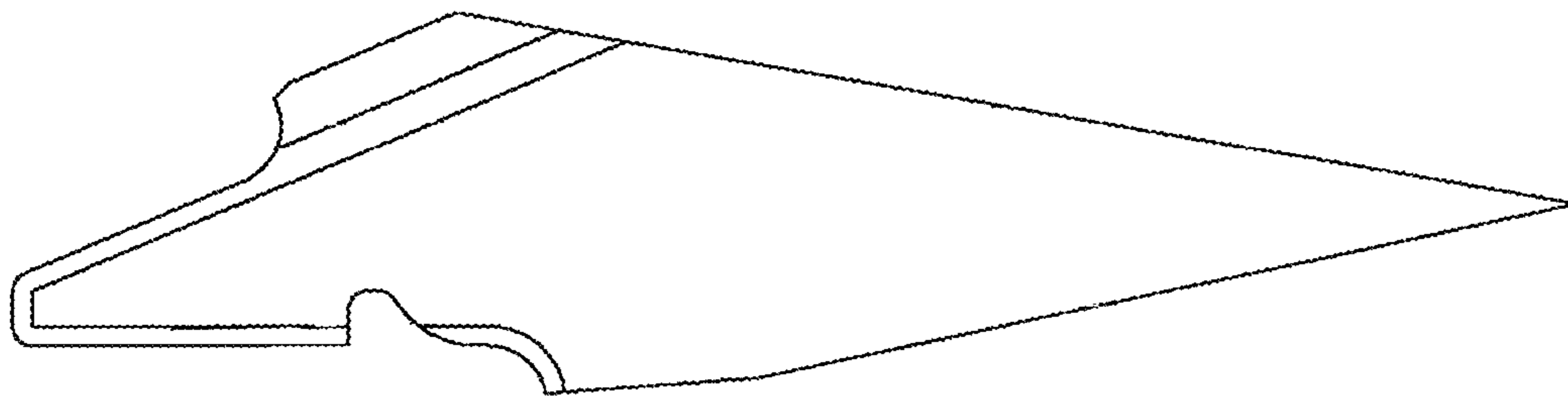




Fig. 8

