



US00D779547S

(12) **United States Design Patent**  
**Sepulveda**

(10) **Patent No.:** **US D779,547 S**

(45) **Date of Patent:** **\*\* Feb. 21, 2017**

(54) **DISPLAY SCREEN OR PORTION THEREOF WITH ANIMATED GRAPHICAL USER INTERFACE**

(75) Inventor: **Raymond Sepulveda**, San Jose, CA (US)

(73) Assignee: **Apple Inc.**, Cupertino, CA (US)

(\*\*) Term: **14 Years**

(21) Appl. No.: **29/412,774**

(22) Filed: **Feb. 7, 2012**

(51) **LOC (10) Cl.** ..... **14-04**

(52) **U.S. Cl.**  
USPC ..... **D14/488**

(58) **Field of Classification Search**  
USPC ..... D14/485-95; D18/24-33; D19/6, 52; D20/11; D21/324-33; 715/700-867, 715/973-77  
CPC ..... G06F 3/048-3/04897  
See application file for complete search history.

(56) **References Cited**

U.S. PATENT DOCUMENTS

D390,548 S	2/1998	Maekawa et al.	
6,512,525 B1	1/2003	Capps et al.	
D541,291 S *	4/2007	Zhou et al. ....	D14/486
D555,664 S *	11/2007	Nagata et al. ....	D14/488
D558,221 S *	12/2007	Nagata et al. ....	D14/488
D599,368 S *	9/2009	Kanga et al. ....	D14/485
D608,366 S *	1/2010	Matas .....	D14/486
D610,161 S	2/2010	Matas	
D611,053 S *	3/2010	Kanga et al. ....	D14/485
D614,641 S *	4/2010	Viegers et al. ....	D14/486
D617,339 S	6/2010	Ording et al.	
D624,555 S	9/2010	Anzures	
D624,556 S	9/2010	Chaudhri	
7,872,640 B2	1/2011	Lira	
D632,700 S *	2/2011	Brinda .....	D14/488

D636,401 S *	4/2011	Vance et al. ....	D14/486
D636,402 S *	4/2011	Vance et al. ....	D14/486
D636,403 S *	4/2011	Vance et al. ....	D14/486
D638,853 S *	5/2011	Brinda .....	D14/488
D652,050 S	1/2012	Chaudhri	
D653,260 S *	1/2012	Vance et al. ....	D14/486

(Continued)

*Primary Examiner* — Melanie H Tung

(74) *Attorney, Agent, or Firm* — Sterne, Kessler, Goldstein & Fox P.L.L.C.

(57) **CLAIM**

The ornamental design for a display screen or portion thereof with animated graphical user interface, as shown and described.



**DESCRIPTION**

FIG. 1 is a front view of a display screen or portion thereof with animated graphical user interface showing a first image in the sequence showing our new design; FIG. 2 is a second image thereof; FIG. 3 is a third image thereof; FIG. 4 is a fourth image thereof; FIG. 5 is a fifth image thereof; FIG. 6 is a sixth image thereof; FIG. 7 is a seventh image thereof; FIG. 8 is an eighth image thereof; FIG. 9 is a ninth image thereof; and, FIG. 10 is a tenth image thereof.

The outermost broken lines in the figures show a display screen or portion thereof, and form no part of the claimed design. The other broken lines in the figures show portions of the animated graphical user interface that form no part of the claimed design.

The appearance of the animated images sequentially transitions between the images shown in FIGS. 1-10. The process or period in which one image transitions to another forms no part of the claimed design.

**1 Claim, 4 Drawing Sheets**



(56)

**References Cited**

U.S. PATENT DOCUMENTS

D661,312 S *	6/2012	Vance et al. ....	D14/486
D665,404 S	8/2012	Williams et al.	
D670,308 S *	11/2012	Vance et al. ....	D14/486
D670,309 S *	11/2012	Vance et al. ....	D14/486
D673,166 S *	12/2012	Mori et al. ....	D14/486
D675,224 S *	1/2013	Lee et al. ....	D14/488
D681,660 S	5/2013	Matas	
D683,748 S	6/2013	Chutani et al.	
D684,987 S	6/2013	Christie et al.	
D686,237 S *	7/2013	Alucema et al. ....	D14/486
D689,060 S *	9/2013	Tamura et al. ....	D14/485
D689,890 S *	9/2013	Fong et al. ....	D14/486
2007/0240079 A1	10/2007	Flynt et al.	
2009/0178007 A1	7/2009	Matas et al.	

\* cited by examiner

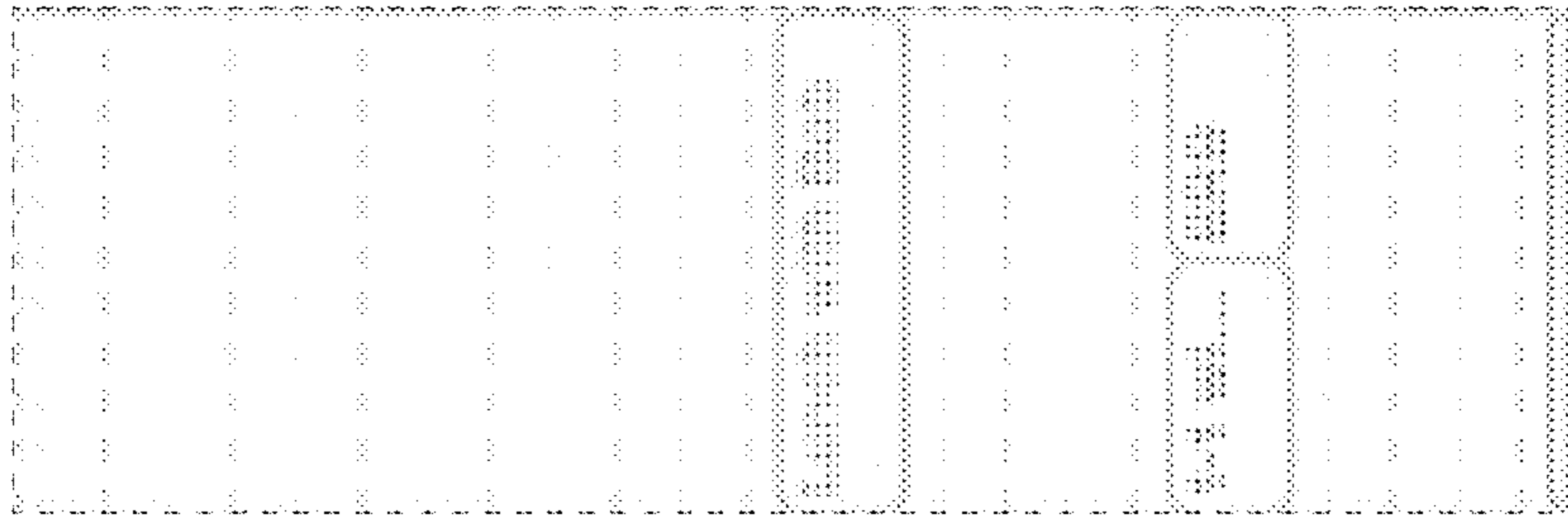


FIG. 3




FIG. 2




FIG. 1

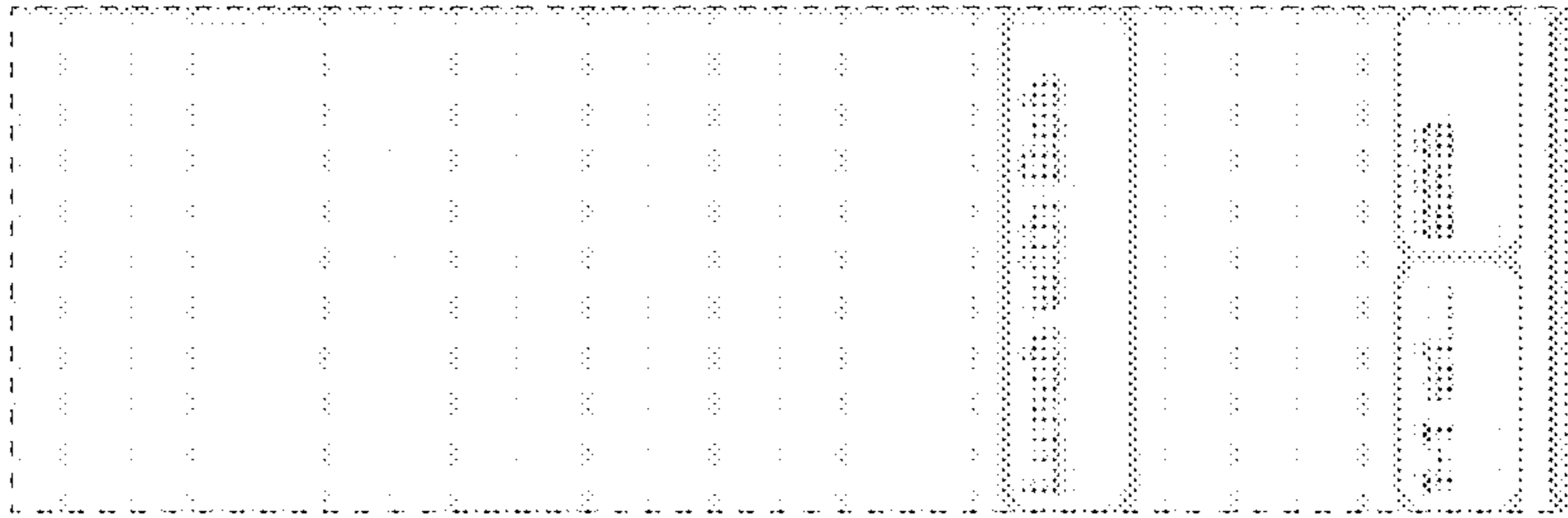


FIG. 5




FIG. 4




FIG. 6




FIG. 7




FIG. 8




FIG. 10




FIG. 9