



US00D779531S

(12) **United States Design Patent**  
**List et al.**

(10) **Patent No.:** **US D779,531 S**

(45) **Date of Patent:** **\*\* Feb. 21, 2017**

(54) **DISPLAY SCREEN OR PORTION THEREOF WITH GRAPHICAL USER INTERFACE**

(71) Applicant: **Sysomos L.P.**, Toronto (CA)

(72) Inventors: **P. Jeremy List**, Newmarket (CA);  
**Michael William Kanyo**, Toronto (CA); **Michael M. Kleiman**, Toronto (CA); **Ronald Peter Perrault**, Douro-Dummer (CA)

(73) Assignee: **Sysomos L.P.**, Toronto (CA)

(\*\*) Term: **15 Years**

(21) Appl. No.: **29/536,837**

(22) Filed: **Aug. 19, 2015**

(51) **LOC (10) Cl.** ..... **14-03**

(52) **U.S. Cl.**  
USPC ..... **D14/486**

(58) **Field of Classification Search**  
USPC ..... D14/485-495; D18/27; 715/702, 764  
CPC ..... G06F 3/016; G06F 3/0481; G06F 3/0482  
See application file for complete search history.

(56) **References Cited**

**U.S. PATENT DOCUMENTS**

D652,048 S *	1/2012	Joseph	.....	D14/485
D656,946 S *	4/2012	Judy	.....	D14/486
D674,401 S *	1/2013	Trumble	.....	D14/486
D701,233 S *	3/2014	Heong	.....	D14/486
D725,664 S *	3/2015	Nies	.....	D14/486
D735,228 S *	7/2015	Lim	.....	D14/486
D736,800 S *	8/2015	Brinda	.....	D14/486

D748,126 S *	1/2016	Sarukkai	.....	D14/486
D751,569 S *	3/2016	Chaudhari	.....	D14/485
D751,581 S *	3/2016	Walker	.....	D14/485
D753,155 S *	4/2016	Nies	.....	D14/486
D754,159 S *	4/2016	Anzures	.....	D14/486
D756,371 S *	5/2016	Bertnick	.....	D14/485
D756,372 S *	5/2016	Bertnick	.....	D14/485
D759,040 S *	6/2016	Supino	.....	D14/485
D759,075 S *	6/2016	Bain	.....	D14/486
D759,076 S *	6/2016	Bain	.....	D14/486
D763,284 S *	8/2016	Edman	.....	D14/486
D763,886 S *	8/2016	Rickes	.....	D14/486
D765,127 S *	8/2016	Kim	.....	D14/487

\* cited by examiner

*Primary Examiner* — Rhea Shields

(74) *Attorney, Agent, or Firm* — Blake, Cassels & Graydon LLP; Wilfred P. So

(57) **CLAIM**

The ornamental design for a display screen or portion thereof with graphical user interface, as shown and described.

**DESCRIPTION**

FIG. 1 is a front view of a display screen or portion thereof with graphical user interface showing our new design. FIG. 2 is a front view of a second embodiment thereof. FIG. 3 is a front view of a third embodiment thereof. FIG. 4 is a front view of a fourth embodiment thereof; and, FIG. 5 is a front view of a fifth embodiment thereof. In the drawings, the broken lines are for the purpose of illustrating a display screen or portion thereof with graphical user interface and forms no part of the claimed design.

**1 Claim, 5 Drawing Sheets**

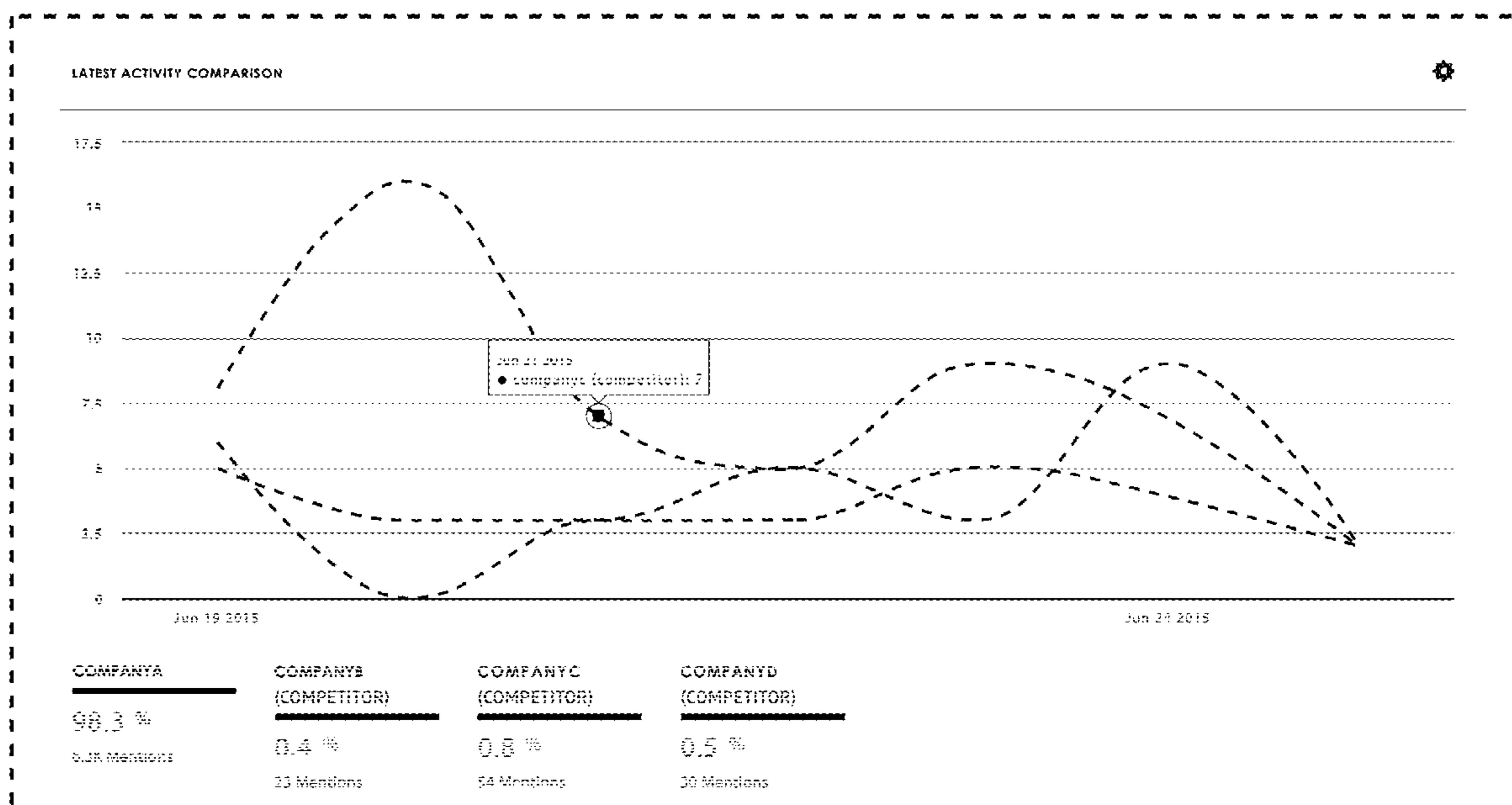


FIG. 1

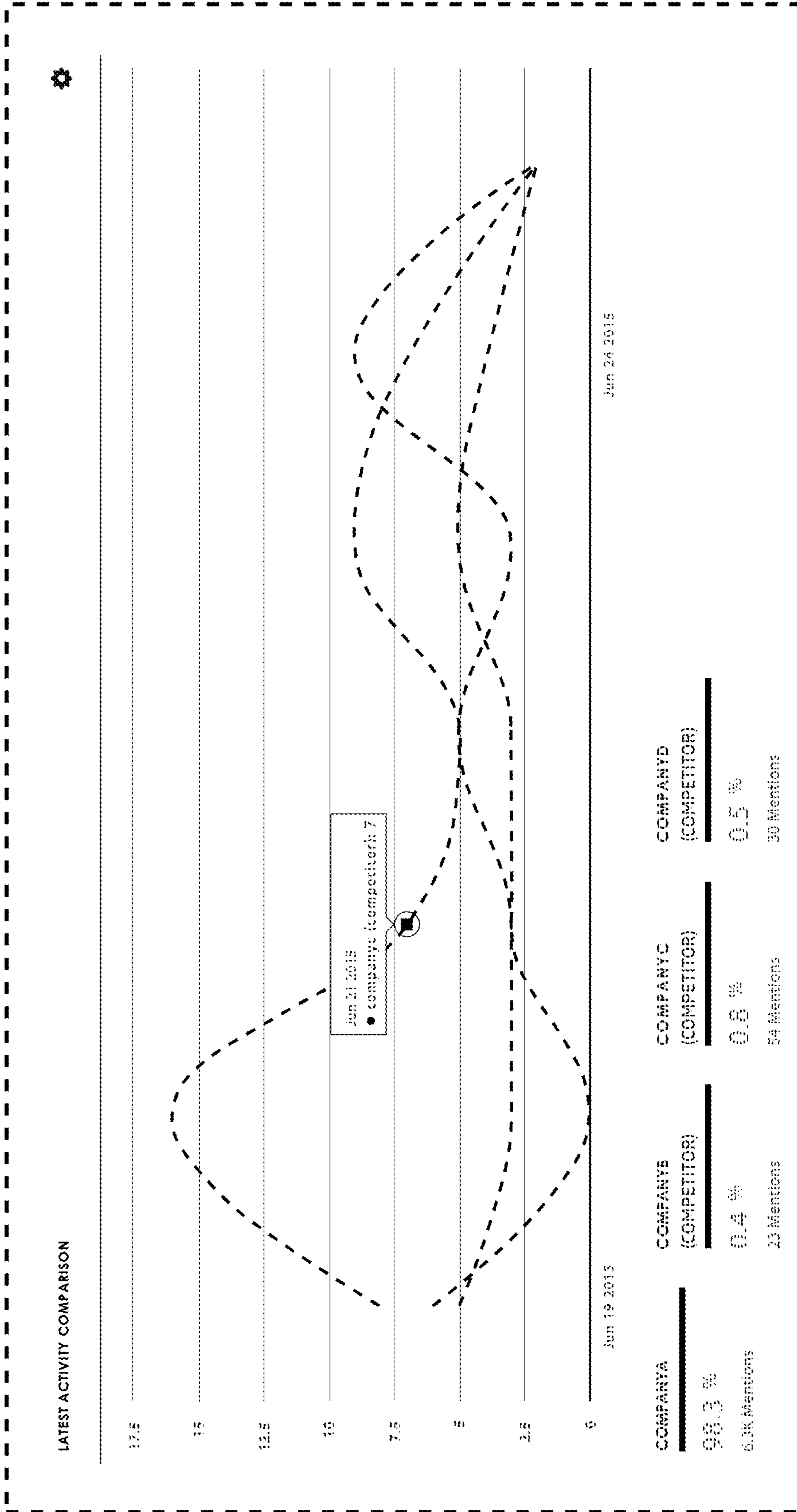


FIG. 2

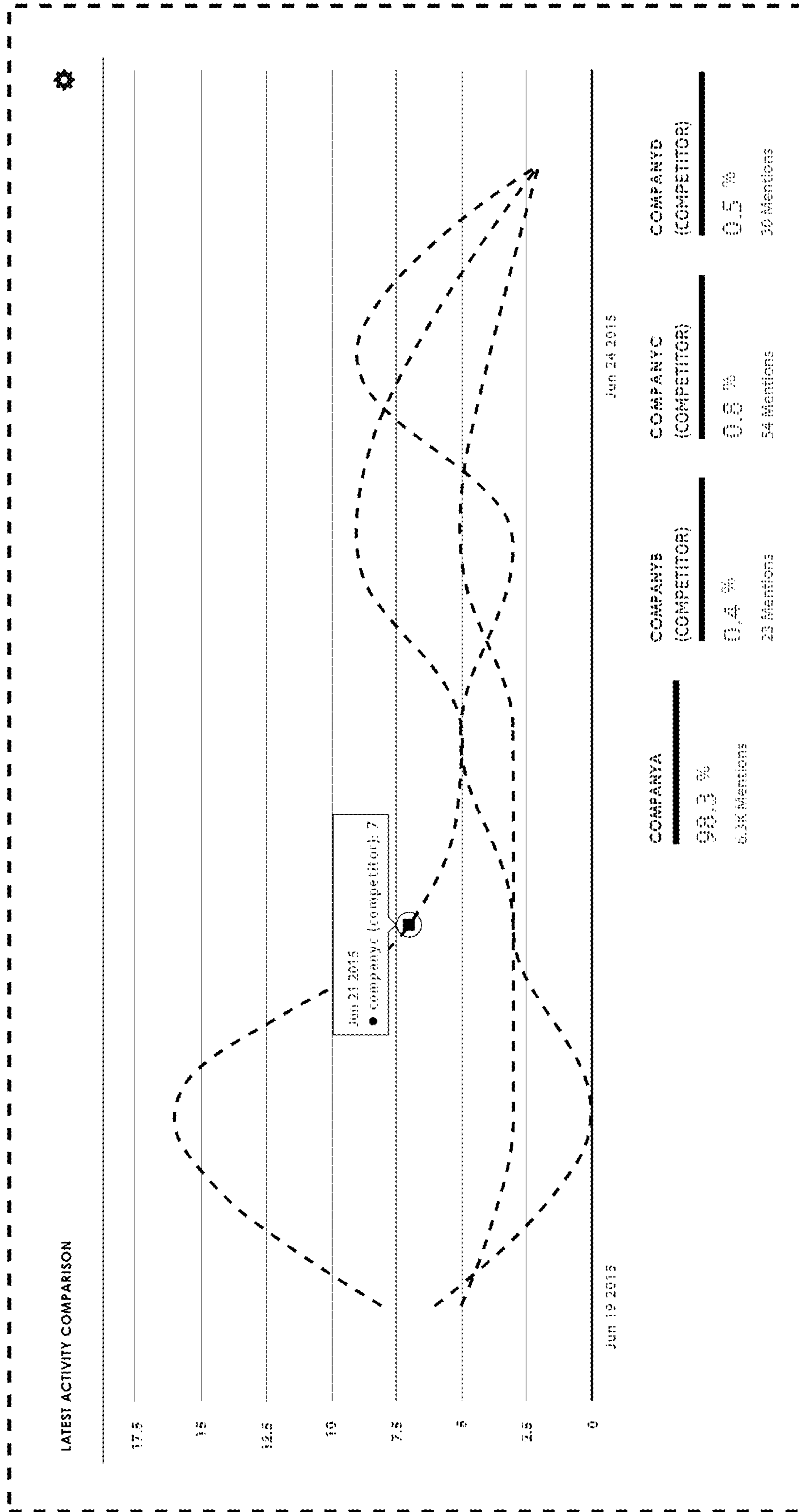


FIG. 3

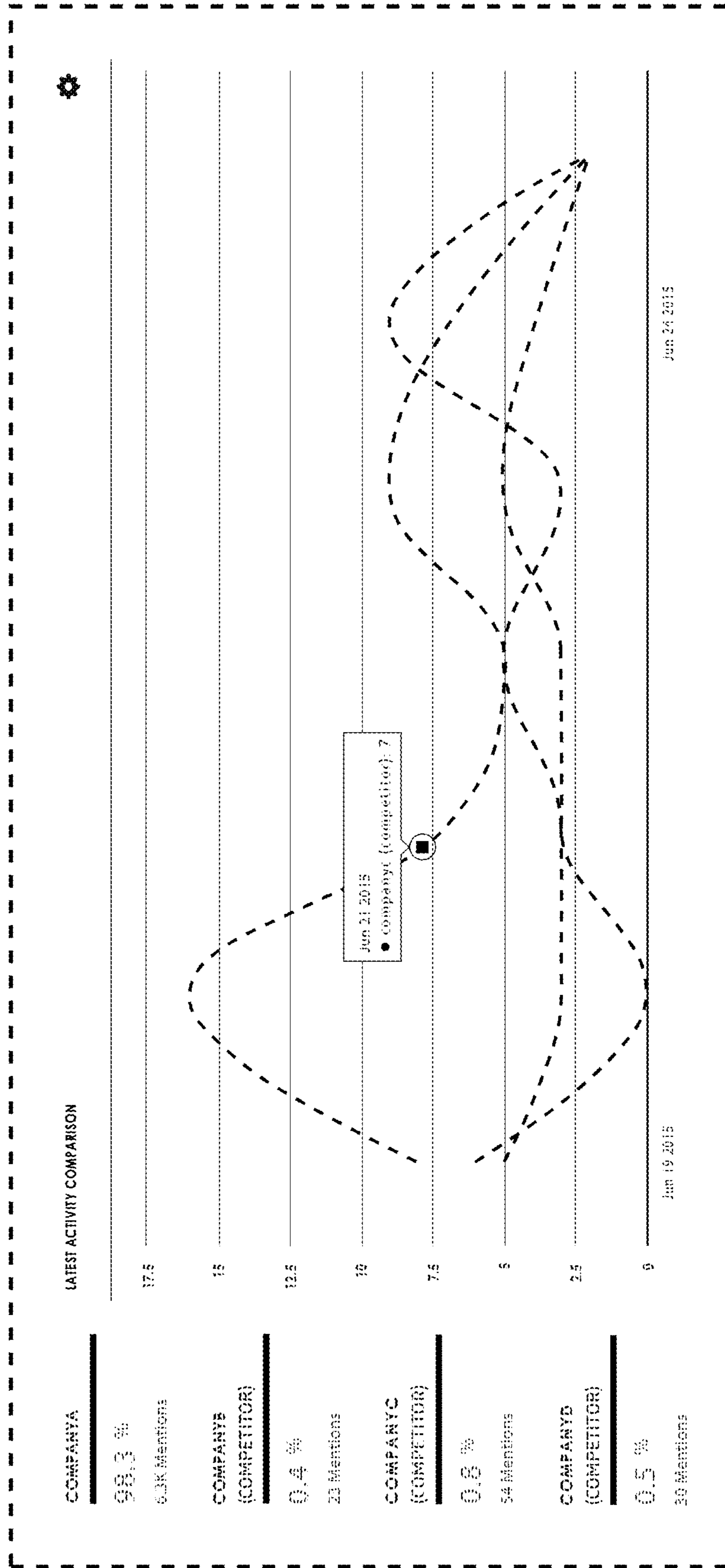


FIG. 4

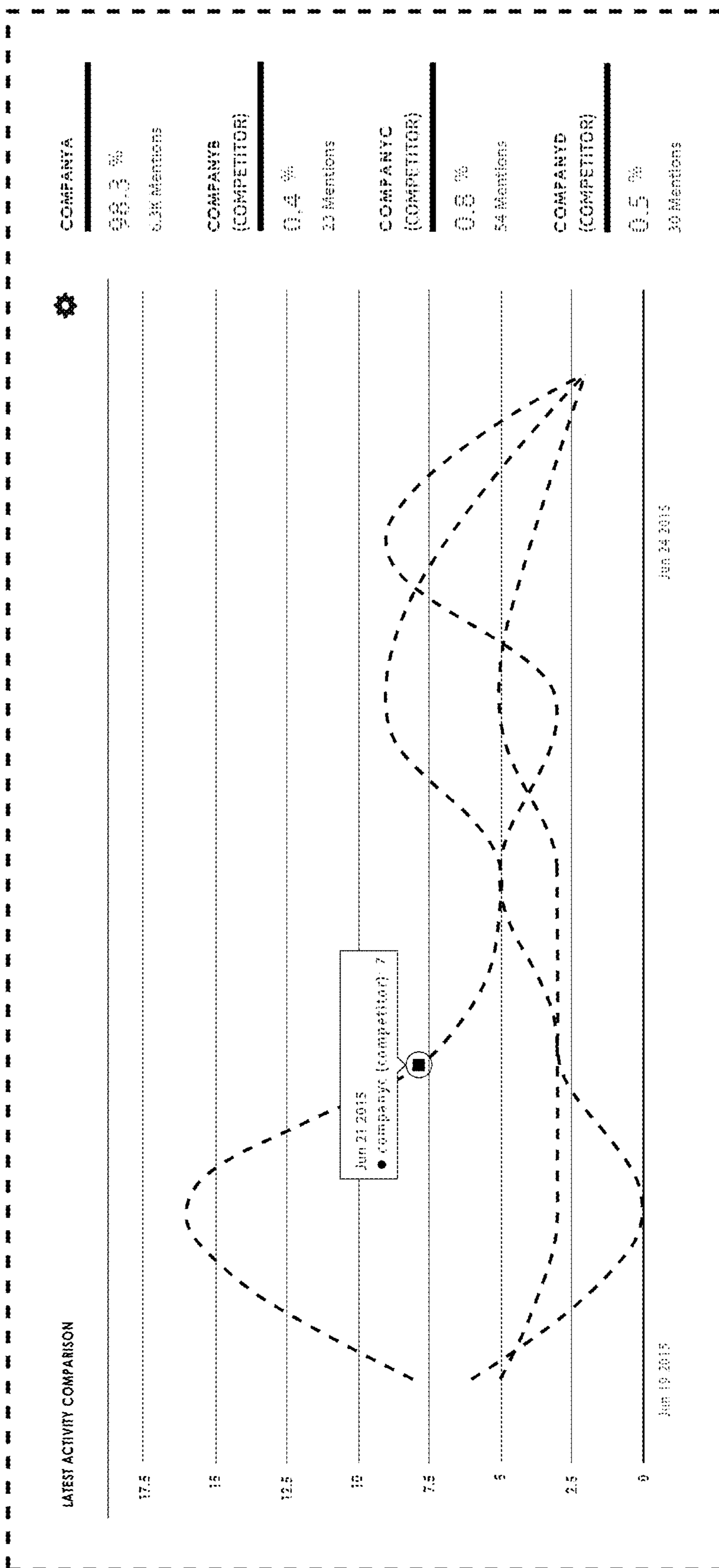




FIG. 5

