



US00D779518S

(12) **United States Design Patent**
Solop et al.

(10) **Patent No.: US D779,518 S**

(45) **Date of Patent: ** Feb. 21, 2017**

(54) **DISPLAY SCREEN OR PORTION THEREOF WITH GRAPHICAL USER INTERFACE**

(71) Applicant: **NET ENTERTAINMENT MALTA SERVICES LTD., Ta'Xbiex (MT)**

(72) Inventors: **Artem Solop, Balovane Village (UA); Anton Kalemenev, Kyiv (UA); Kseniya Simonova, Kyiv (UA)**

(73) Assignee: **Net Entertainment Malta Services, Ltd., Ta'Xbiex (MT)**

(**) Term: **14 Years**

(21) Appl. No.: **29/507,507**

(22) Filed: **Oct. 28, 2014**

(30) **Foreign Application Priority Data**

Jul. 17, 2014 (EM) 002504407-0001

(51) **LOC (10) Cl.** **14-04**

(52) **U.S. Cl.**
USPC **D14/486**

(58) **Field of Classification Search**
USPC D14/485-495
CPC G06F 3/048; A63F 13/00; A63F 9/24
See application file for complete search history.

(56) **References Cited**

U.S. PATENT DOCUMENTS

6,120,298 A * 9/2000 Jenkins G09B 7/04
434/118
6,347,996 B1 * 2/2002 Gilmore G07F 17/32
273/139
6,604,740 B1 * 8/2003 Singer G07F 17/3262
273/143 R

8,210,851 B2 * 7/2012 Wade G09B 5/06
434/156
8,376,829 B2 * 2/2013 Nores G07F 17/32
463/16
8,727,855 B2 * 5/2014 Williams G07F 17/3202
463/16
D714,334 S * 9/2014 Cojuangco D14/486
8,864,568 B2 * 10/2014 Mizue G07F 17/34
463/20
9,076,301 B2 * 7/2015 Okada G07F 17/3227
9,147,320 B2 * 9/2015 McNerny G07F 17/32
D740,309 S * 10/2015 Solop D14/486
9,196,118 B2 * 11/2015 Fujisawa G07F 17/3244
9,278,282 B2 * 3/2016 Knutsson A63F 13/12
9,311,774 B2 * 4/2016 Weber G07F 17/32
9,401,065 B2 * 7/2016 LeMay G07F 17/3218
9,418,518 B2 * 8/2016 Nicely G07F 17/326
9,449,465 B2 * 9/2016 Caputo G07F 17/326

(Continued)

Primary Examiner — Kevin Rudzinski

(74) *Attorney, Agent, or Firm* — Calfee Halter & Griswold LLP

(57) **CLAIM**

The ornamental design for a display screen or portion thereof with graphical user interface, as shown and described.


DESCRIPTION

FIG. 1 is a front view of an embodiment of a display screen or portion thereof with graphical user interface of the new design;

FIG. 2 is a front view of a second embodiment thereof; and, FIG. 3 is a front view of the second embodiment with additional broken line subject matter.

The outer broken lines show a display screen or portion thereof and form no part of the claimed design. The remaining broken lines show portions of the graphical user interface and form no part of the claimed design.

1 Claim, 3 Drawing Sheets



(56)

References Cited

U.S. PATENT DOCUMENTS

2003/0022711 A1* 1/2003 Locke G07F 17/32
463/16
2003/0027619 A1* 2/2003 Nicastro, Sr. G07F 17/32
463/16
2003/0092476 A1* 5/2003 Fox A63F 1/00
463/13
2004/0209662 A1* 10/2004 Wadleigh G07F 17/3267
463/16
2006/0160595 A1* 7/2006 Gerson G07F 17/32
463/16
2006/0166727 A1* 7/2006 Burak G07F 17/32
463/16
2009/0104954 A1* 4/2009 Weber G07F 17/32
463/1
2009/0203415 A1* 8/2009 Falciglia, Sr. A63F 1/00
463/11
2010/0048284 A1* 2/2010 Jaffe G07F 17/3258
463/20
2010/0105454 A1* 4/2010 Weber G06Q 30/02
463/1
2013/0310144 A1* 11/2013 Fujisawa G07F 17/34
463/20
2014/0094257 A1* 4/2014 Igesund G07F 17/34
463/20

* cited by examiner

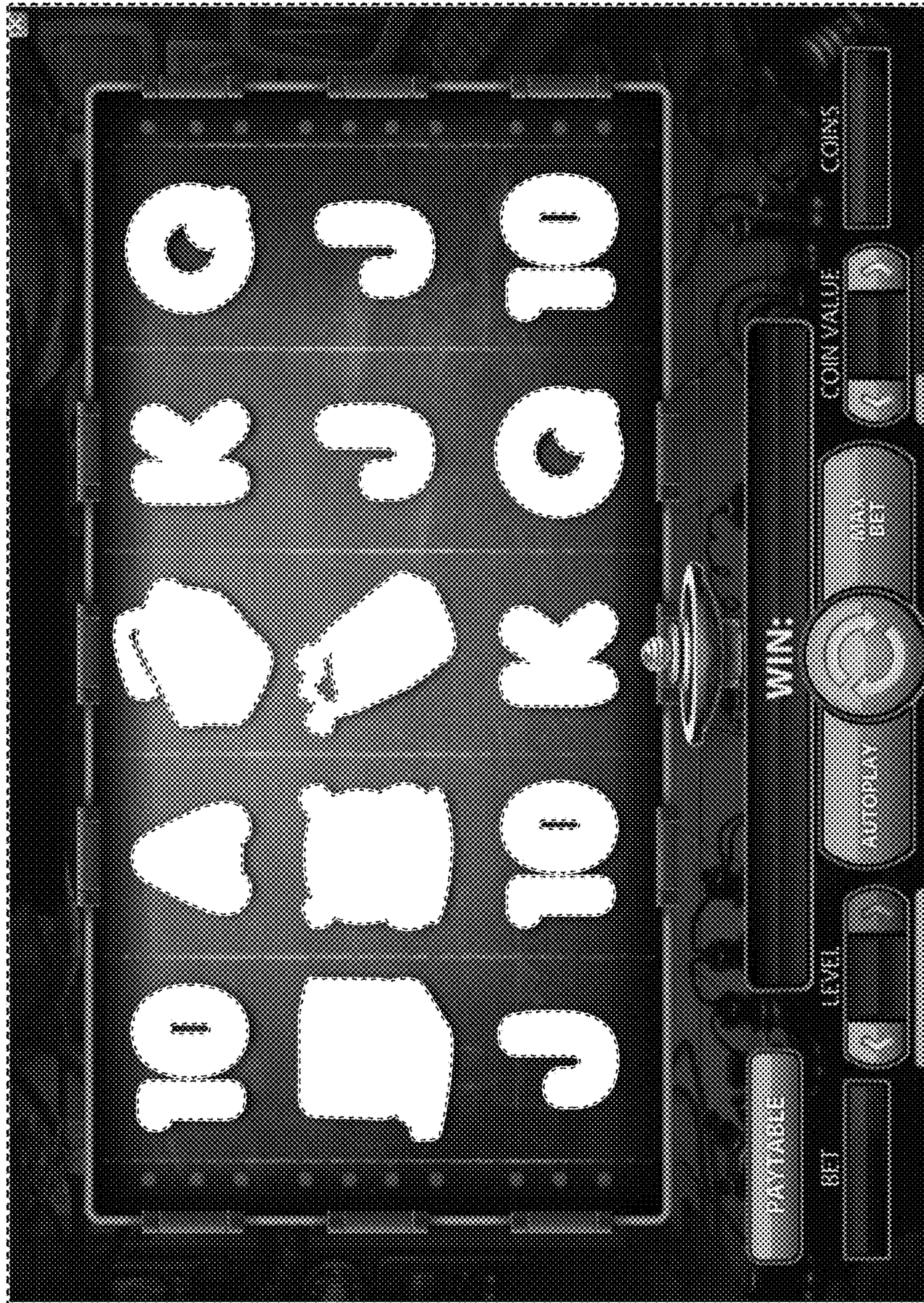


FIG. 1

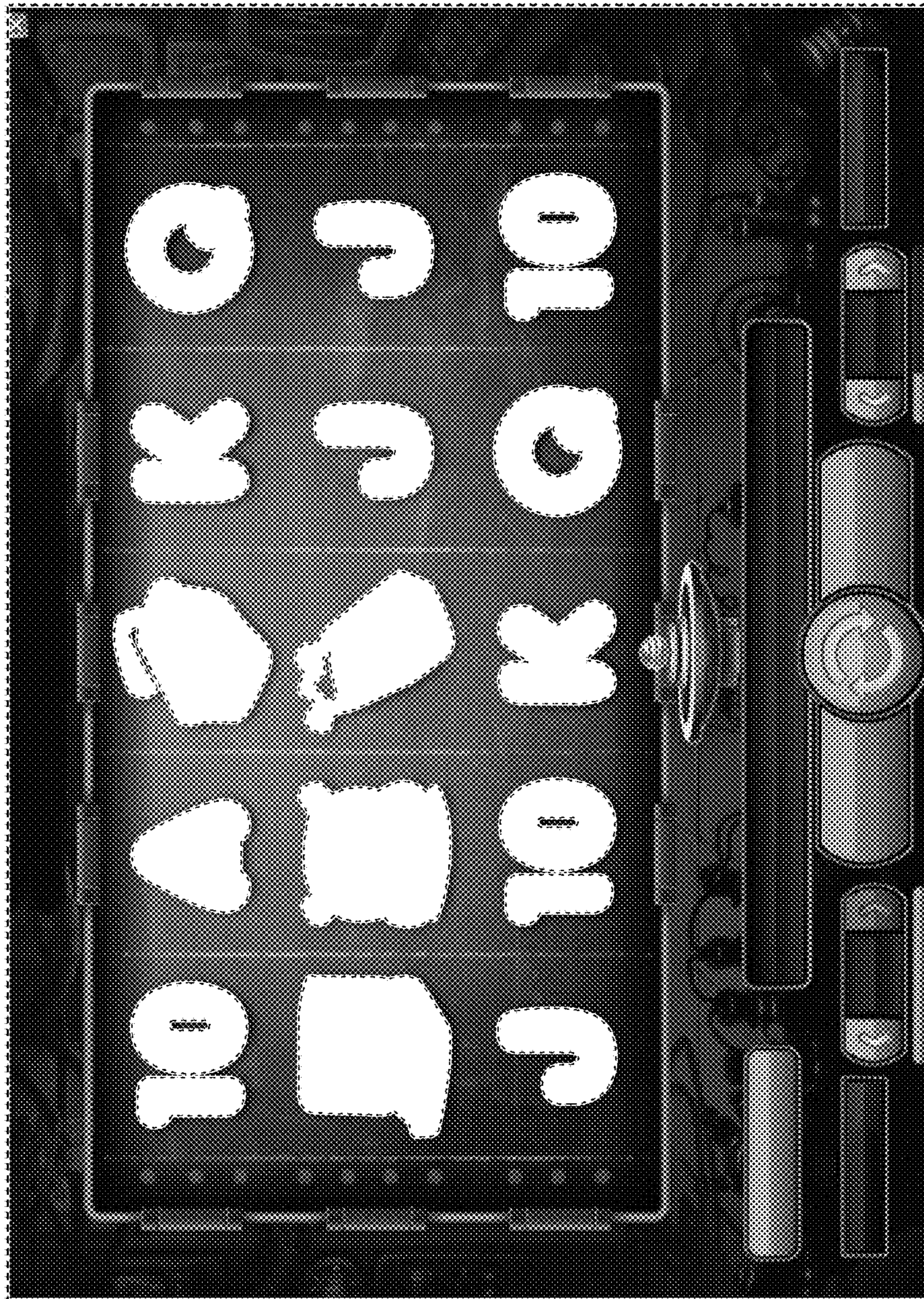


FIG. 2



FIG. 3