



US00D779485S

(12) **United States Design Patent** (10) **Patent No.:** **US D779,485 S**
Akana et al. (45) **Date of Patent:** **** Feb. 21, 2017**

(54) **COVER**

348/325, 739, 373, 376; 385/88; 710/62;
455/575.3, 575.1; D19/60; 361/679.27;
178/18.03; 434/317

(71) Applicant: **Apple Inc.**, Cupertino, CA (US)

See application file for complete search history.

(72) Inventors: **Jody Akana**, San Francisco, CA (US);
Molly Anderson, San Francisco, CA
(US); **Bartley K. Andre**, Palo Alto, CA
(US); **Shota Aoyagi**, San Francisco, CA
(US); **Anthony Michael Ashcroft**, San
Francisco, CA (US); **Jeremy Bataillou**,
San Francisco, CA (US); **Daniel J.**
Coster, San Francisco, CA (US);
Daniele De Iuliis, San Francisco, CA
(US); **M. Evans Hankey**, San
Francisco, CA (US); **Julian Hoenig**,
San Francisco, CA (US); **Richard P.**
Howarth, San Francisco, CA (US);
Jonathan P. Ive, San Francisco, CA
(US); **Duncan Robert Kerr**, San
Francisco, CA (US); **Matthew Dean**
Rohrbach, San Francisco, CA (US);
Peter Russell-Clarke, San Francisco,
CA (US); **Benjamin Andrew Shaffer**,
San Jose, CA (US); **Mikael Silvanto**,
San Francisco, CA (US); **Christopher**
J. Stringer, Woodside, CA (US);
Eugene Antony Whang, San Francisco,
CA (US); **Rico Zörkendörfer**, San
Francisco, CA (US)

(56)

References Cited

U.S. PATENT DOCUMENTS

D364,191 S * 11/1995 Allen D21/335
D592,211 S * 5/2009 Ichise D14/345

(Continued)

FOREIGN PATENT DOCUMENTS

JP D1517990 2/2015
JP D1537210 11/2015
JP D1547736 4/2016

OTHER PUBLICATIONS

U.S. Appl. No. 29/538,664, filed Sep. 4, 2015; inventor(s) to be determined.

(Continued)

Primary Examiner — Barbara Fox
(74) *Attorney, Agent, or Firm* — Sterne, Kessler,
Goldstein & Fox P.L.L.C.

(57)

CLAIM

The ornamental design for a cover, as shown and described.

(73) Assignee: **Apple Inc.**, Cupertino, CA (US)

(**) Term: **15 Years**

(21) Appl. No.: **29/538,661**

(22) Filed: **Sep. 4, 2015**

(51) **LOC (10) Cl.** **14-02**

(52) **U.S. Cl.**
USPC **D14/345**

(58) **Field of Classification Search**
USPC D14/341–347, 336, 337, 371, 374, 138,
D14/496, 440; D10/65; 345/901, 104,
345/133, 156, 168, 173; 348/180, 184,

DESCRIPTION

FIG. 1 is a top front perspective view of a cover showing our new design;
FIG. 2 is a front view thereof;
FIG. 3 is a rear view thereof;
FIG. 4 is a left side view thereof;
FIG. 5 is a right side view thereof;
FIG. 6 is a top view thereof;
FIG. 7 is a bottom view thereof;
FIG. 8 is a side view of the cover in an alternate position, in an environment in which it may be used;

(Continued)

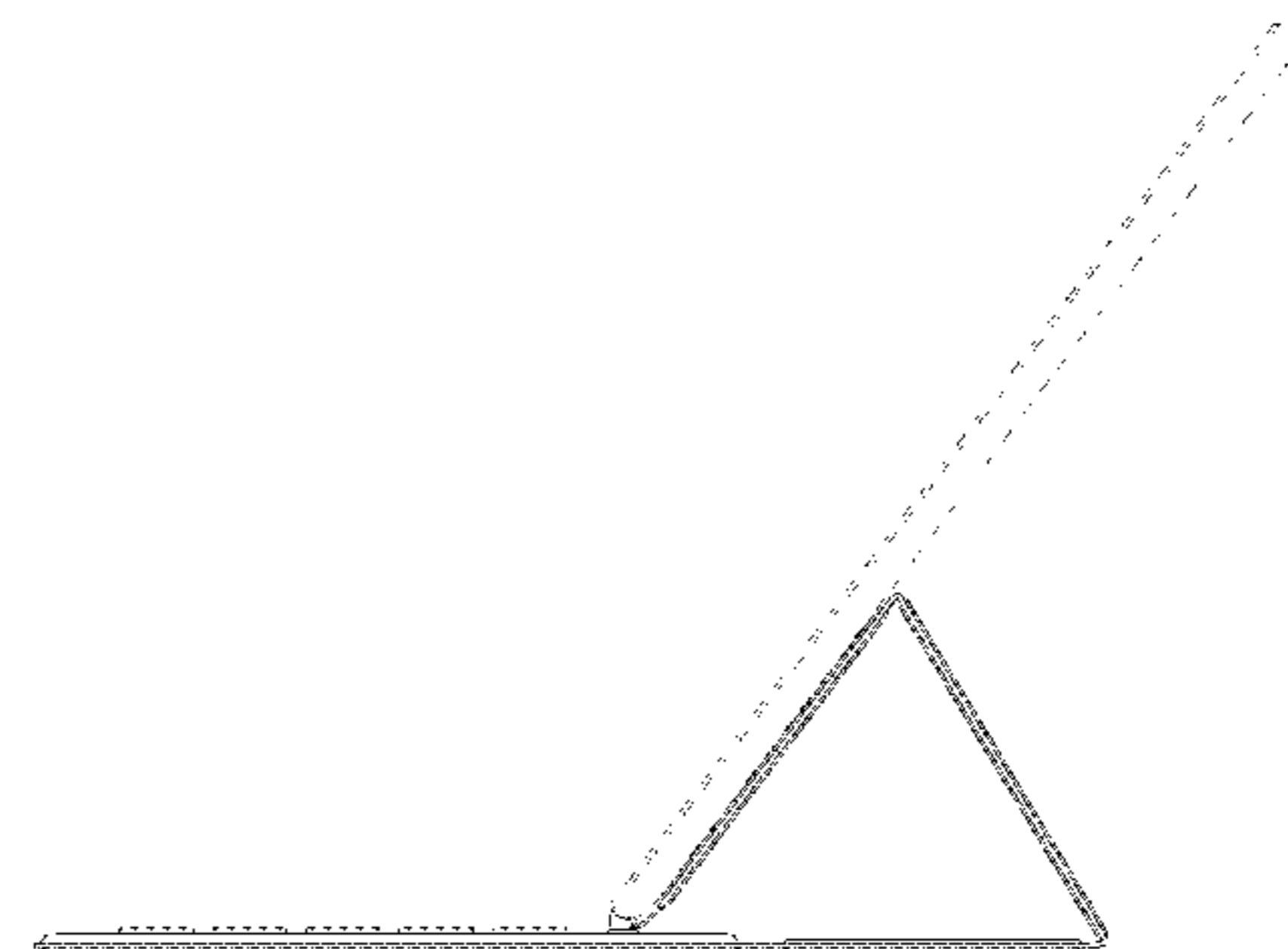
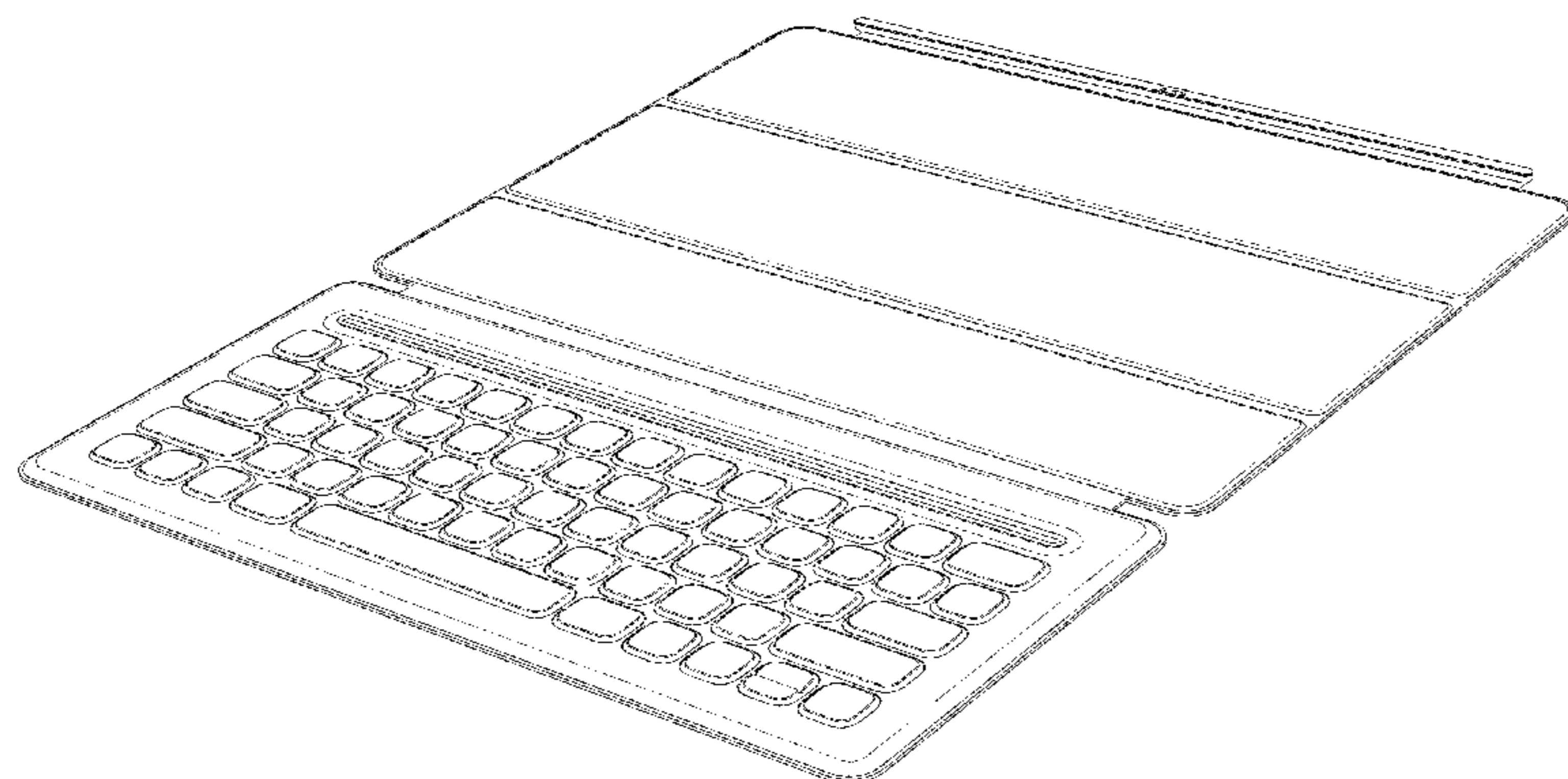


FIG. 9 is another side view of the cover in another alternate position, in an environment in which it may be used; FIG. 10 is another side view of the cover in another alternate position, in an environment in which it may be used; and, FIG. 11 is another side view of the cover in another alternate position, in an environment in which it may be used. The broken lines in the figures show environment that forms no part of the claimed design.

1 Claim, 7 Drawing Sheets

(56)

References Cited

U.S. PATENT DOCUMENTS

D637,814 S	5/2011	Akana et al.	
D640,695 S	6/2011	Andre et al.	
D658,186 S	4/2012	Akana et al.	
D671,114 S *	11/2012	Akana	D14/250
D672,353 S *	12/2012	Liu	D14/440
D672,781 S *	12/2012	Lu	D14/440
D674,800 S *	1/2013	Kim	D14/440
D677,668 S *	3/2013	Phillips	D14/440
D678,260 S *	3/2013	Bau	D14/132
D679,279 S *	4/2013	Yang	D14/440
D682,839 S *	5/2013	Sampson	D14/447
D685,802 S *	7/2013	Canizares	D14/440
D688,251 S	8/2013	Akana et al.	
D692,902 S	11/2013	Groene et al.	
D696,253 S *	12/2013	Akana	D14/345
D696,254 S *	12/2013	Groene	D14/341
D696,262 S	12/2013	Groene et al.	

D704,702 S *	5/2014	Akana	D14/341
D705,227 S	5/2014	Groene et al.	
D706,270 S	6/2014	Akana et al.	
D720,355 S	12/2014	Akana et al.	
D720,747 S *	1/2015	Kim	D14/345
D720,748 S	1/2015	Groene et al.	
D731,485 S	6/2015	Kim et al.	
D731,486 S	6/2015	Kim et al.	
D735,205 S	7/2015	Akana et al.	
D750,079 S	2/2016	Chen et al.	
D750,081 S	2/2016	Jeong et al.	
D750,095 S	2/2016	Jeong et al.	
D750,629 S	3/2016	Kim et al.	
D751,553 S	3/2016	Kim et al.	
D753,648 S	4/2016	Shyu et al.	
D761,267 S	7/2016	Chen et al.	
D765,630 S *	9/2016	Harata	D14/250
2009/0159763 A1 *	6/2009	Kim	F16M 13/00 248/174
2012/0140396 A1 *	6/2012	Zeliff	G06F 1/1628 361/679.09
2012/0194448 A1 *	8/2012	Rothkopf	A45C 13/002 345/173

OTHER PUBLICATIONS

U.S. Appl. No. 29/538,797, filed Sep. 8, 2015; inventor(s) to be determined.
 Belkin International, Inc., "Belkin Expands Keyboard Lineup to New Apple iPad Mini," dated Nov. 14, 2012.
 Wayback Machine Internet Archive, Tangram Design Lab Inc., "Smart Top: iPad and Wireless Keyboard at a Time" <<https://web.archive.org/web/20121013124127/http://tangramdesignlab.com/smarttop/en/>> dated Oct. 13, 2012, accessed Nov. 9, 2016.

* cited by examiner

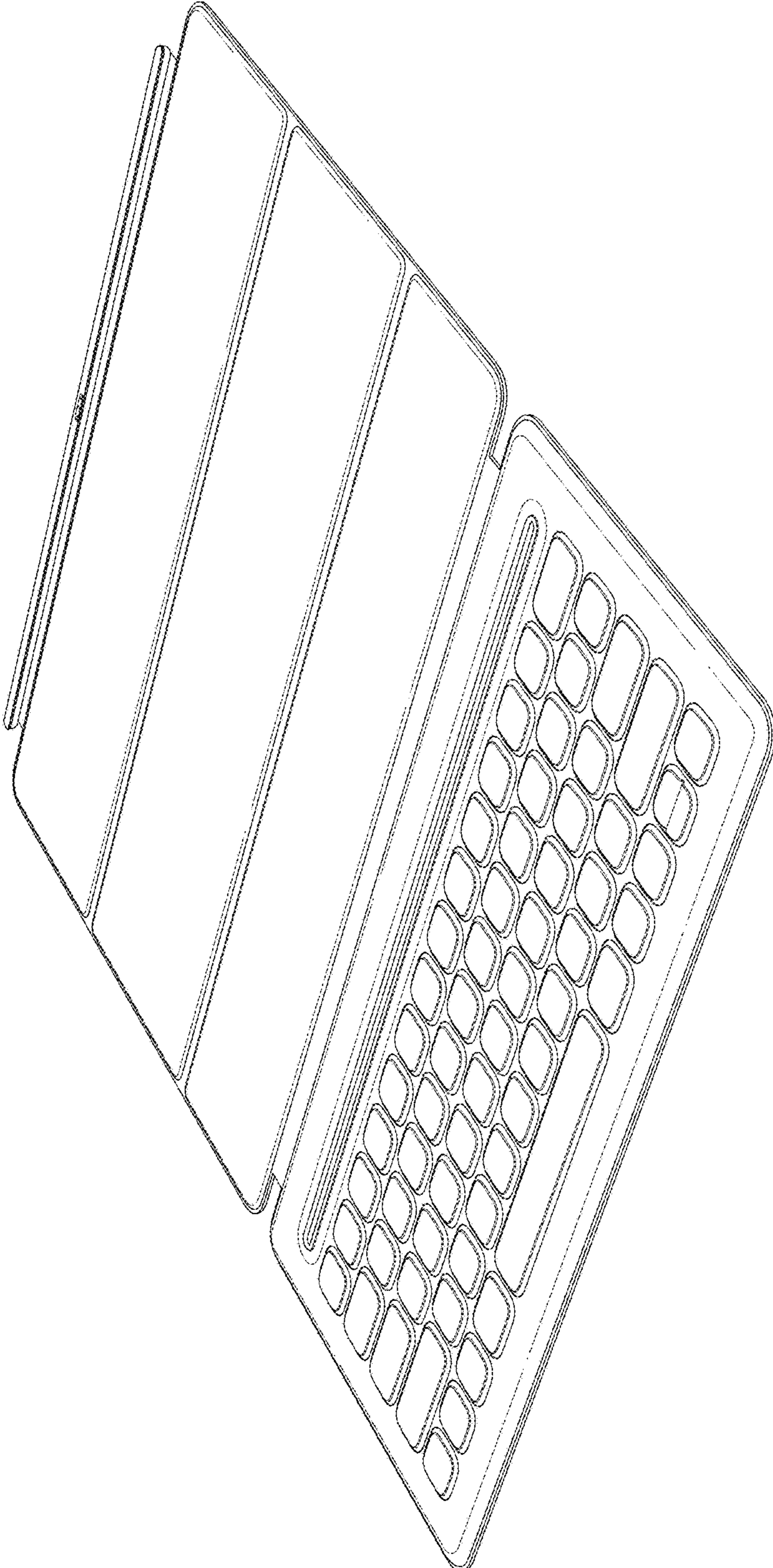


FIG. 1




FIG. 2




FIG. 3




FIG. 4



FIG. 5




FIG. 6




FIG. 7

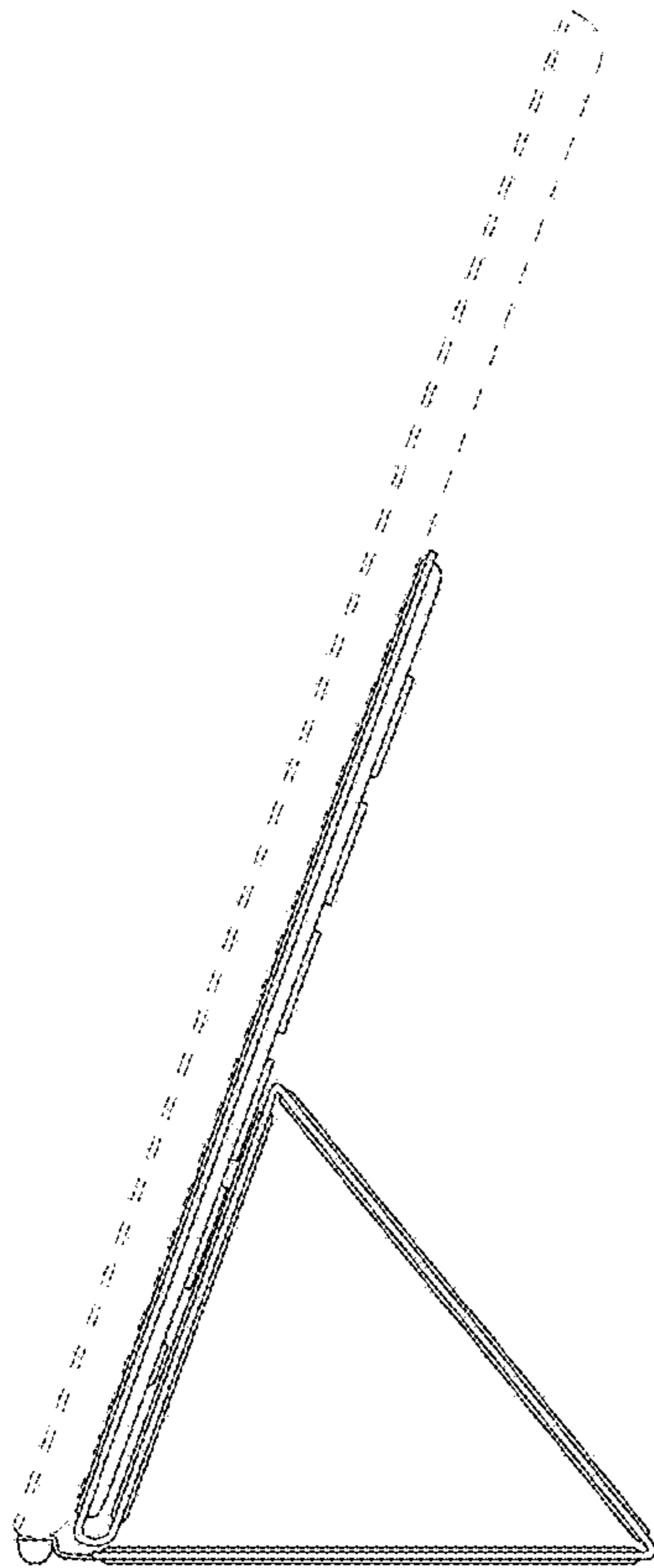


FIG. 8

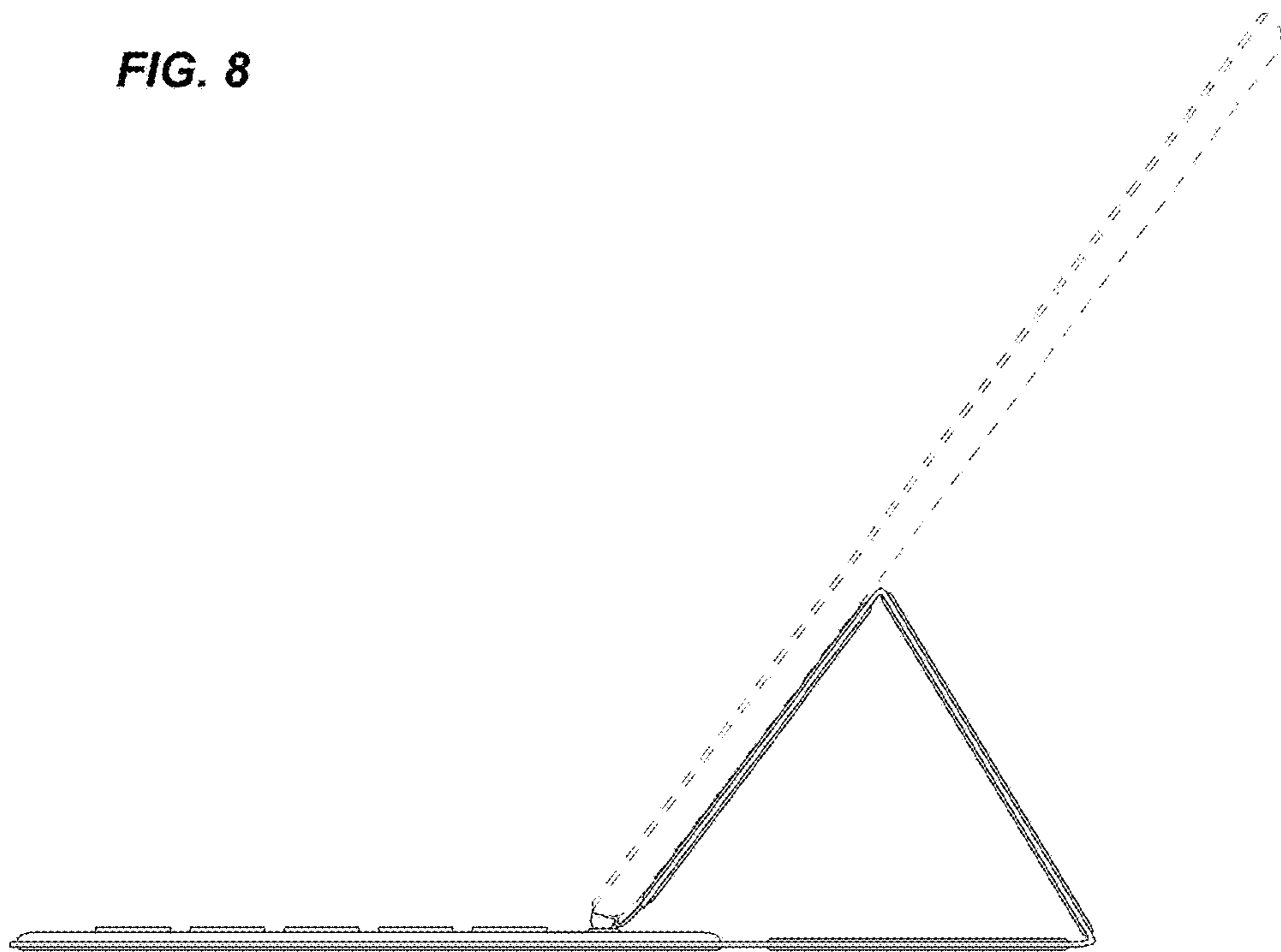


FIG. 9

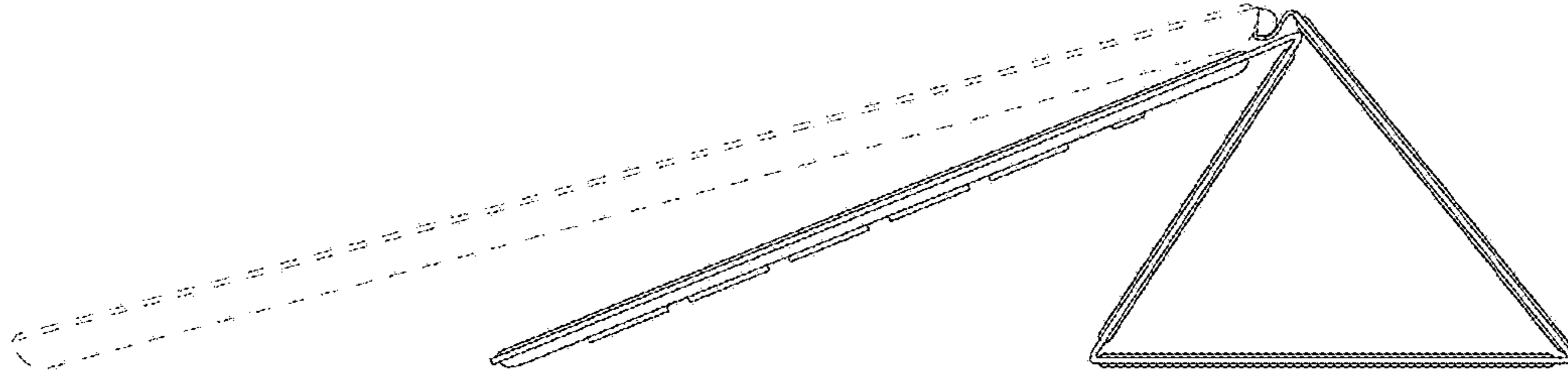


FIG. 10




FIG. 11

UNITED STATES PATENT AND TRADEMARK OFFICE
CERTIFICATE OF CORRECTION

PATENT NO. : D779,485 S
APPLICATION NO. : 29/538661
DATED : February 21, 2017
INVENTOR(S) : Akana et al.

Page 1 of 9

It is certified that error appears in the above-identified patent and that said Letters Patent is hereby corrected as shown below:

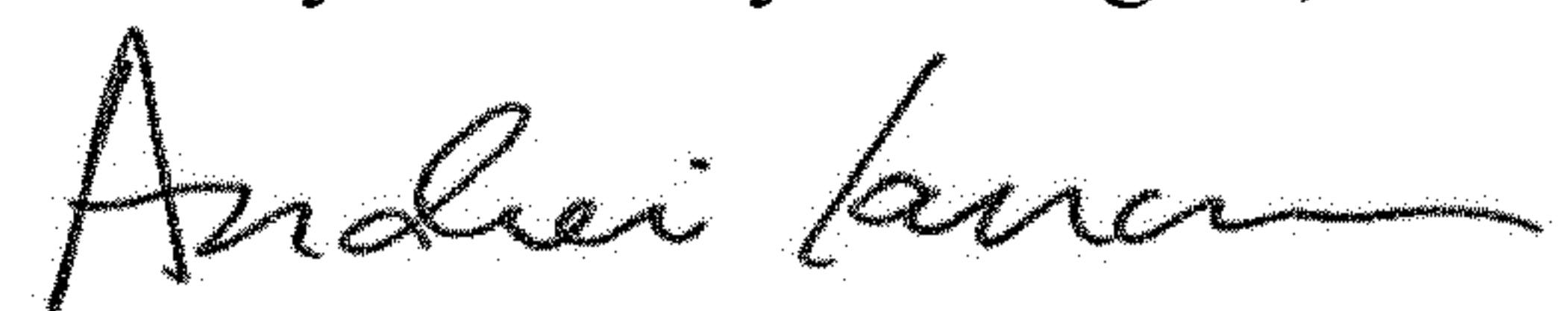
On the Title Page

Delete the title page and substitute therefore with the attached title page consisting of the corrected illustrative figure(s).

In the Drawings

Please replace FIGS. 1-11 with FIGS. 1-11 as shown on the attached pages.

Signed and Sealed this
Twenty-first Day of August, 2018



Andrei Iancu
Director of the United States Patent and Trademark Office

(12) **United States Design Patent** (10) **Patent No.:** **US D779,485 S**
Akana et al. (45) **Date of Patent:** **** Feb. 21, 2017**

(54) **COVER** 348/325, 739, 373, 376; 385/88: 710/62;
 455/575.3, 575.1; D19/60: 361/679.27;
 178/18.03: 434/317

(71) Applicant: **Apple Inc.**, Cupertino, CA (US)

See application file for complete search history.

(72) Inventors: **Jody Akana**, San Francisco, CA (US);
Molly Anderson, San Francisco, CA
 (US); **Bartley K. Andre**, Palo Alto, CA
 (US); **Shota Aoyagi**, San Francisco, CA
 (US); **Anthony Michael Ashcroft**, San
 Francisco, CA (US); **Jeremy Bataillou**,
 San Francisco, CA (US); **Daniel J.**
Coster, San Francisco, CA (US);
Daniele De Iuliis, San Francisco, CA
 (US); **M. Evans Hankey**, San
 Francisco, CA (US); **Julian Hoenig**,
 San Francisco, CA (US); **Richard P.**
Howarth, San Francisco, CA (US);
Jonathan P. Ive, San Francisco, CA
 (US); **Duncan Robert Kerr**, San
 Francisco, CA (US); **Matthew Dean**
Rohrbach, San Francisco, CA (US);
Peter Russell-Clarke, San Francisco,
 CA (US); **Benjamin Andrew Shaffer**,
 San Jose, CA (US); **Mikael Silvano**,
 San Francisco, CA (US); **Christopher**
J. Stringer, Woodside, CA (US);
Eugene Antony Whang, San Francisco,
 CA (US); **Rico Zörkendörfer**, San
 Francisco, CA (US)

(56) **References Cited**

U.S. PATENT DOCUMENTS

D364,191 S * 11/1995 Allen D21/335
 D592,211 S * 5/2009 Ichise D14/345

(Continued)

FOREIGN PATENT DOCUMENTS

JP D1517990 2/2015
 JP D1537210 11/2015
 JP D1547736 4/2016

OTHER PUBLICATIONS

U.S. Appl. No. 29/538,664, filed Sep. 4, 2015; inventor(s) to be determined.

(Continued)

Primary Examiner Barbara Fox
 (74) *Attorney, Agent, or Firm* Sterne, Kessler,
 Goldstein & Fox P.L.L.C.

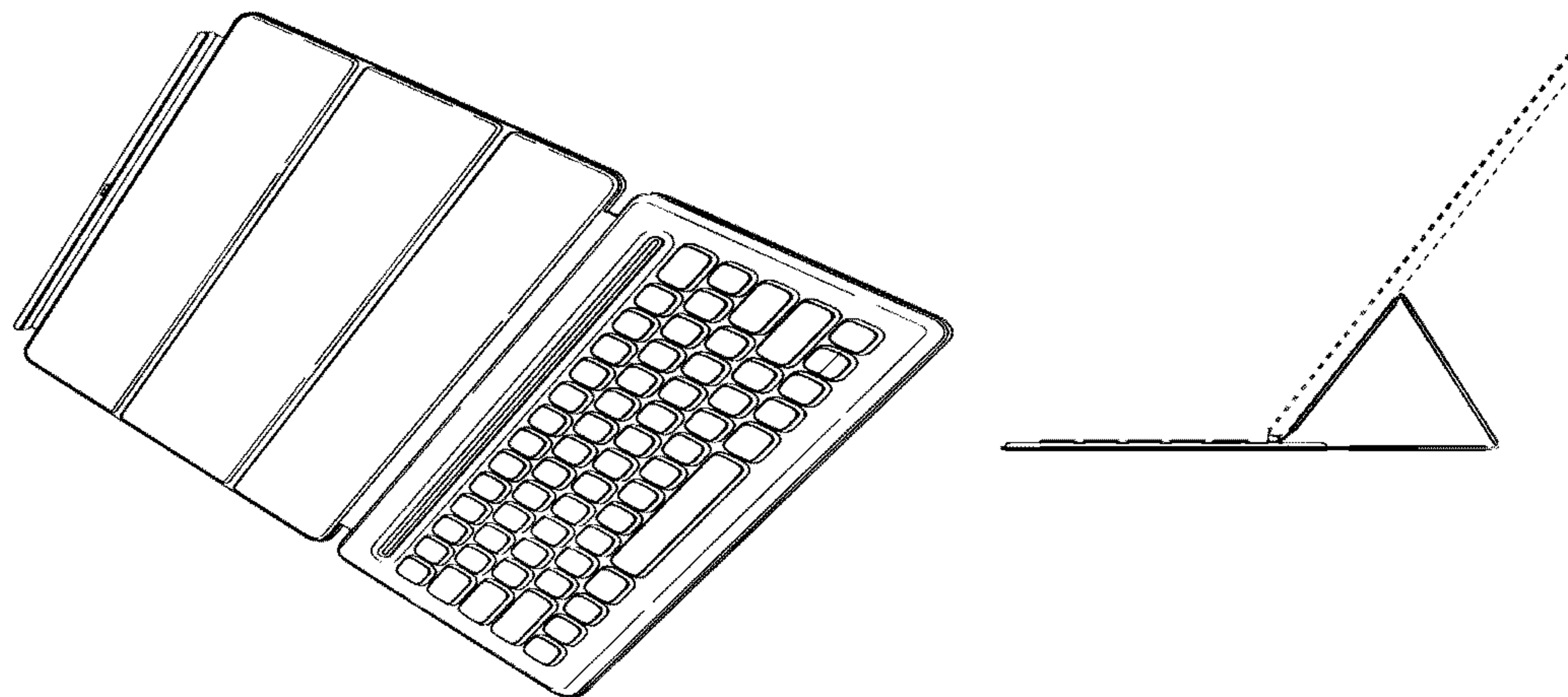
(57) **CLAIM**

The ornamental design for a cover, as shown and described.

DESCRIPTION

FIG. 1 is a top front perspective view of a cover showing our new design;
 FIG. 2 is a front view thereof;
 FIG. 3 is a rear view thereof;
 FIG. 4 is a left side view thereof;
 FIG. 5 is a right side view thereof;
 FIG. 6 is a top view thereof;
 FIG. 7 is a bottom view thereof;
 FIG. 8 is a side view of the cover in an alternate position, in an environment in which it may be used;

(Continued)



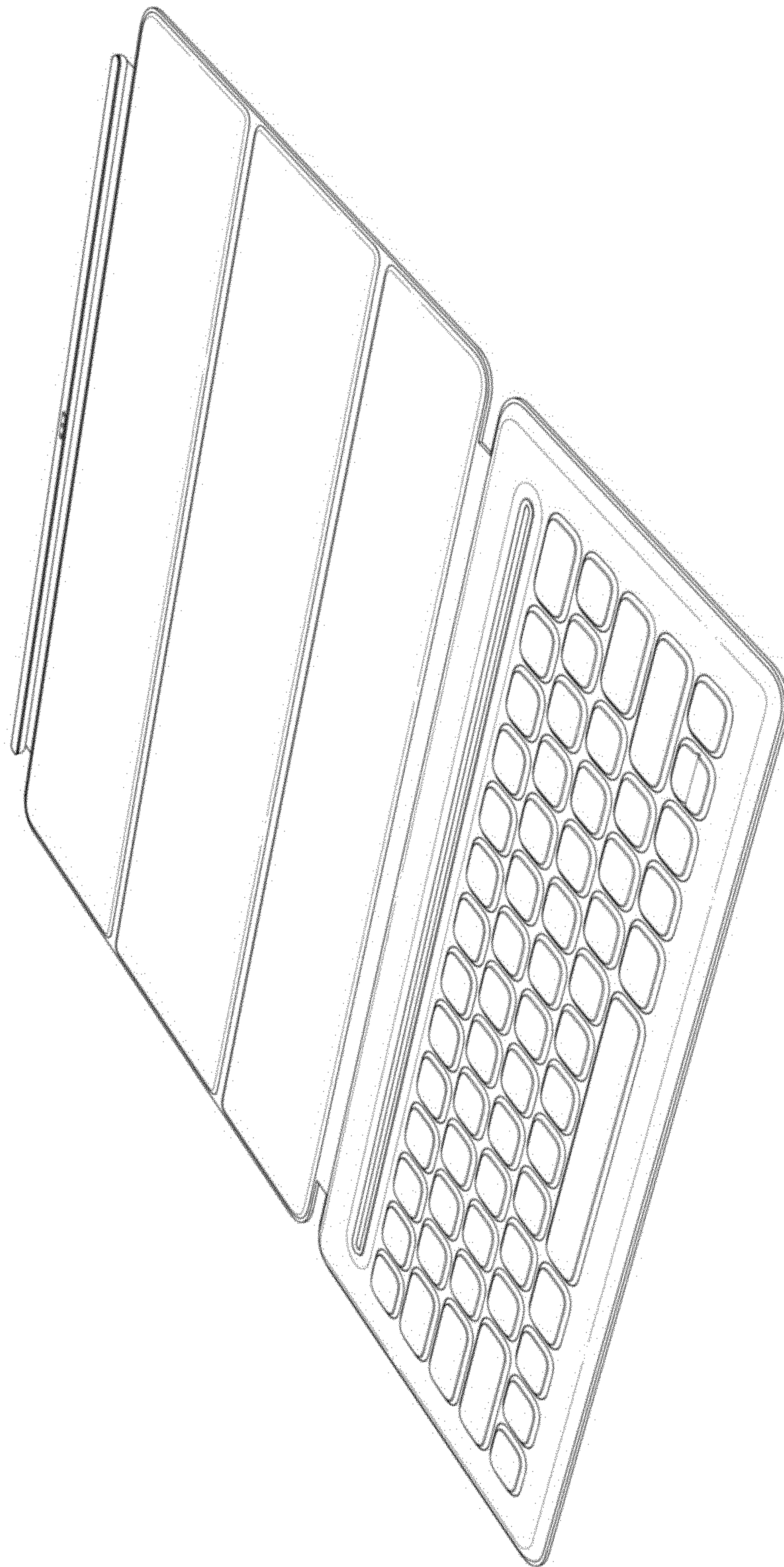


FIG. 1




FIG. 2



FIG. 3




FIG. 4



FIG. 5




FIG. 6



FIG. 7




FIG. 8

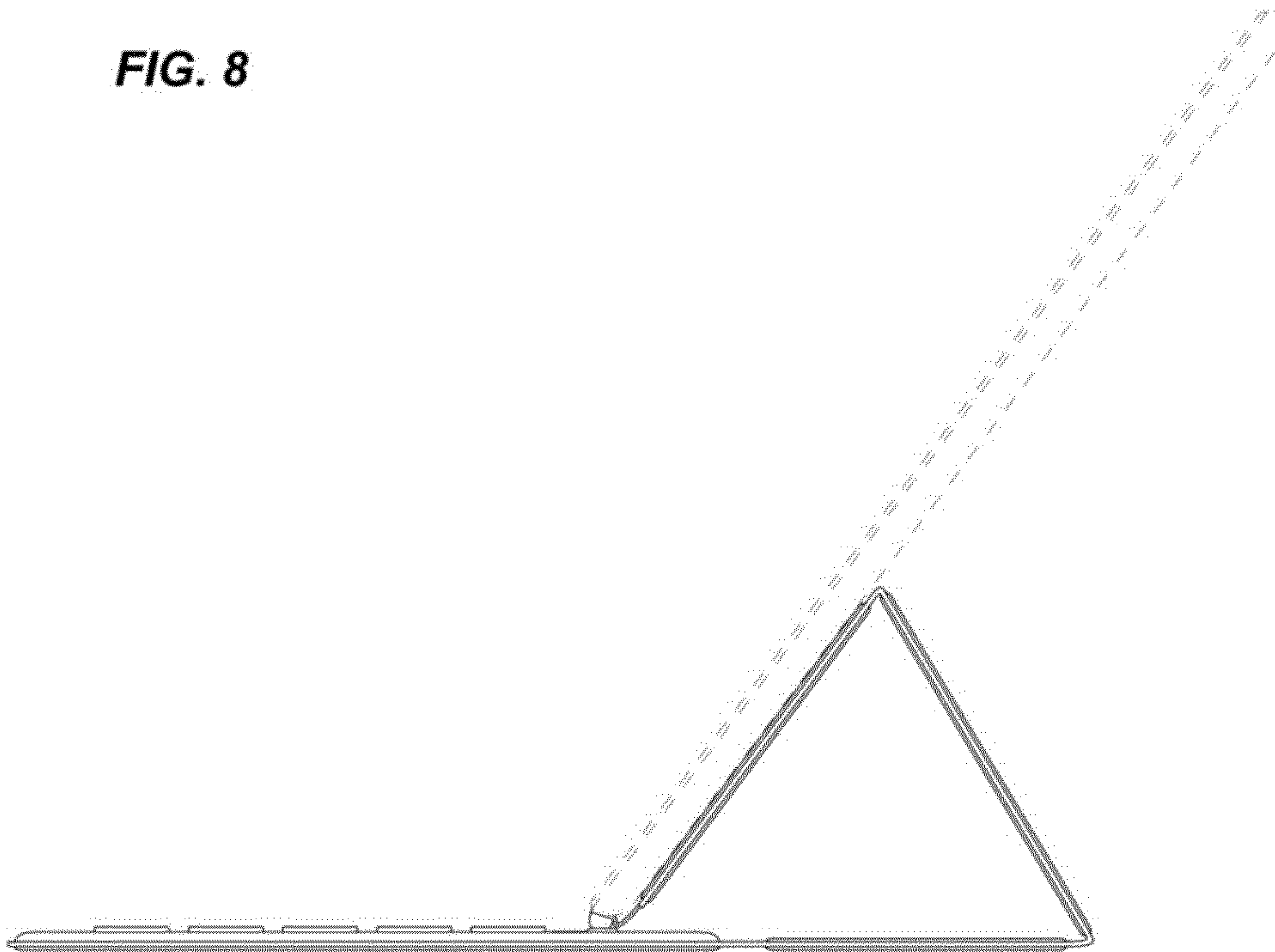


FIG. 9

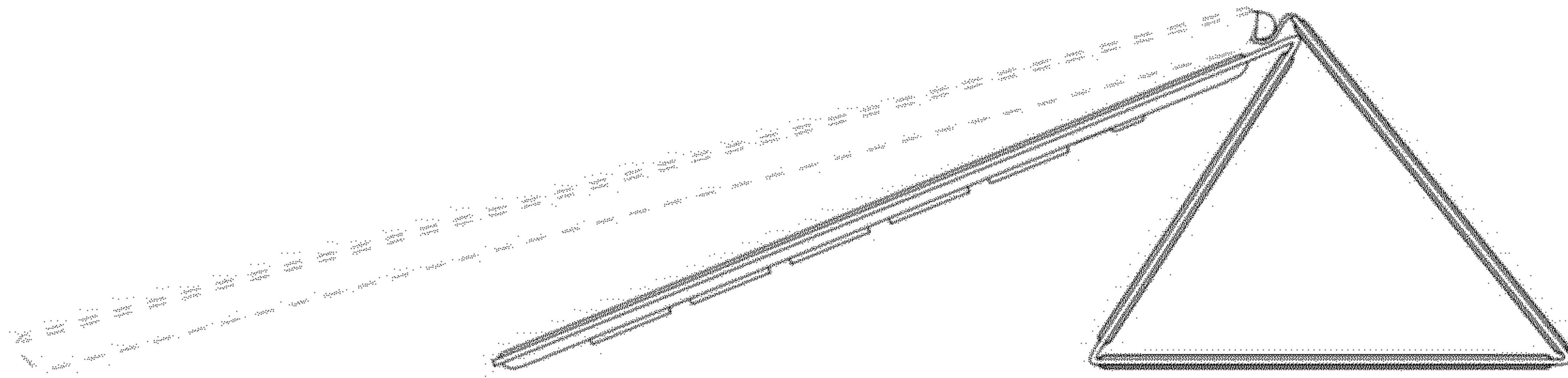


FIG. 10

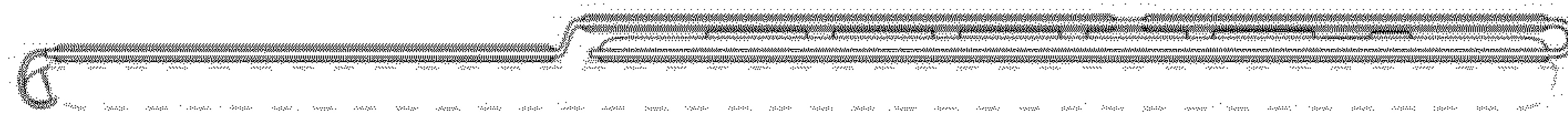


FIG. 11