



US00D779475S

(12) **United States Design Patent**
Park

(10) **Patent No.:** **US D779,475 S**

(45) **Date of Patent:** **** Feb. 21, 2017**

(54) **CELLULAR PHONE CASE**
(71) Applicant: **CRUCIALTEC CO., LTD.,**
Gyeonggi-do (KR)

(72) Inventor: **Seol Hee Park**, Seoul (KR)

(73) Assignee: **CRUCIALTEC CO., LTD.,**
Gyeonggi-Do (KR)

(**) Term: **15 Years**

(21) Appl. No.: **29/548,599**

(22) Filed: **Dec. 15, 2015**

(30) **Foreign Application Priority Data**

Oct. 13, 2015 (KR) 30-2015-0051515

(51) **LOC (10) Cl.** **14-03**

(52) **U.S. Cl.**
USPC **D14/250**

(58) **Field of Classification Search**
USPC D14/238.1, 248, 440, 203.3-203.7, 217,
D14/240, 447, 496, 250, 251-253;
D3/201, 218, 247, 269, 273, 301, 303;
D13/103, 107-108, 119
CPC . H04B 1/3888; H04M 1/0283; H04M 1/0202;
A45C 1/06; A45C 2011/002; A45C 11/00;
A45C 13/02; A45F 2005/026; A45F
2200/0525; A45F 2200/0516
See application file for complete search history.

(56) **References Cited**

U.S. PATENT DOCUMENTS

D414,033 S * 9/1999 Rohm D3/201
D517,803 S * 3/2006 Brown D3/247
D582,405 S * 12/2008 Andre D3/299
D586,121 S * 2/2009 Holzner D3/247
D621,396 S * 8/2010 Lee D14/252
D670,293 S * 11/2012 Shimizu D14/440

D678,292 S * 3/2013 Phillips D14/440
D681,041 S * 4/2013 Phillips D14/440
D711,861 S * 8/2014 Mei D14/250
D713,834 S * 9/2014 Almstrom D14/250
D714,054 S * 9/2014 Kershenstein D3/269
D722,059 S * 2/2015 Hirst D14/440
D724,092 S * 3/2015 Zangari D14/440
D727,332 S * 4/2015 Hirsch D14/440
D729,522 S * 5/2015 Kim D3/218
9,110,630 B2 * 8/2015 Cakir H04B 1/3888
D739,408 S * 9/2015 Kim D14/440
D741,867 S * 10/2015 Liu D14/440
D745,780 S * 12/2015 Feng D3/269
D748,084 S * 1/2016 Kim D14/250
D755,168 S * 5/2016 Kim D14/250
D757,431 S * 5/2016 Requa D3/247
D760,708 S * 7/2016 Hirst D14/250
D762,615 S * 8/2016 Kim D14/203.4
D765,631 S * 9/2016 Harata D14/250

(Continued)

Primary Examiner — Carla Jobe Wright

(74) *Attorney, Agent, or Firm* — Saliwanchik, Lloyd & Eisenschenk



(57) **CLAIM**

The ornamental design for a cellular phone case, as shown and described.

DESCRIPTION

FIG. 1 is a front perspective view of a cellular phone case showing my new design;
FIG. 2 is a front elevation view thereof;
FIG. 3 is a rear elevation view thereof;
FIG. 4 is a left-side elevation view thereof;
FIG. 5 is a right-side elevation view thereof;
FIG. 6 is a top plan view thereof;
FIG. 7 is a bottom plan view thereof; and,
FIG. 8 is a perspective view thereof showing the cellular phone case in an open configuration and showing the interior thereof.

1 Claim, 7 Drawing Sheets



(56)

References Cited

U.S. PATENT DOCUMENTS

2015/0230570 A1* 8/2015 Kim A45C 1/06
150/139

* cited by examiner

FIG. 1




FIG. 2




FIG. 3




FIG. 4




FIG. 5




FIG. 6




FIG. 7




FIG. 8

