



US00D779456S

(12) **United States Design Patent** (10) **Patent No.:** **US D779,456 S**  
**Cho et al.** (45) **Date of Patent:** **\*\* Feb. 21, 2017**

(54) **SPEAKER**  
(71) Applicant: **Samsung Electronics Co., Ltd.**,  
Suwon-si, Gyeonggi-do (KR)  
(72) Inventors: **Juwon Cho**, Seoul (KR); **Gyoo-sang Choi**, Suwon-si (KR)  
(73) Assignee: **Samsung Electronics Co., Ltd.**,  
Suwon-si (KR)

D450,683 S \* 11/2001 Vosse ..... D14/215  
D516,544 S 3/2006 Motoishi  
D519,105 S \* 4/2006 Masui ..... D14/214  
D542,276 S \* 5/2007 Hibino ..... D14/214  
D598,897 S \* 8/2009 Arneson ..... D14/214  
D599,324 S \* 9/2009 Shen ..... D14/196  
D609,217 S \* 2/2010 Manini ..... D14/214  
D671,526 S \* 11/2012 Lee ..... D14/215

(\*\*) Term: **14 Years**

(21) Appl. No.: **29/524,554**

(22) Filed: **Apr. 21, 2015**

(30) **Foreign Application Priority Data**

Nov. 3, 2014 (KR) ..... 30-2014-0052457

(51) **LOC (10) Cl.** ..... **14-01**

(52) **U.S. Cl.**  
USPC ..... **D14/204**

(58) **Field of Classification Search**  
USPC .... D14/167, 168, 170–172, 188, 204, 209.1,  
D14/210–216, 219, 221, 222, 224;  
181/144, 148, 153, 157, 198; 369/6–12;  
381/301, 303, 306, 332, 334, 336, 345,  
381/361–363, 386–388  
CPC ..... G06F 1/1688; H04R 1/02; H04R 1/025;  
H04R 1/026; H04R 1/323; H04R 1/403;  
H04R 1/2803; H04R 1/2834; H04R 5/02;  
H04R 9/06; H04R 2201/021; H04R  
2400/00; H04R 2400/07; H04R 2499/11  
See application file for complete search history.

(56) **References Cited**

**U.S. PATENT DOCUMENTS**

D422,593 S \* 4/2000 Ito ..... D14/214  
D434,751 S \* 12/2000 Sogabe ..... D14/214

**FOREIGN PATENT DOCUMENTS**

KR 30-0291435 1/2002

\* cited by examiner

*Primary Examiner* — Ian Simmons

*Assistant Examiner* — Janice Lim

(74) *Attorney, Agent, or Firm* — Ladas & Parry LLP

(57) **CLAIM**

The ornamental design for a speaker, as shown and described.

**DESCRIPTION**

FIG. 1 is a front perspective view of a speaker, showing our new design;  
FIG. 2 is a front view thereof;  
FIG. 3 is a rear view thereof;  
FIG. 4 is a left-side view thereof;  
FIG. 5 is a right-side view thereof;  
FIG. 6 is a top plan view thereof; and,  
FIG. 7 is a bottom plan view thereof.  
The broken line portions show unclaimed subject matter only and form no part of the claimed design.

**1 Claim, 7 Drawing Sheets**

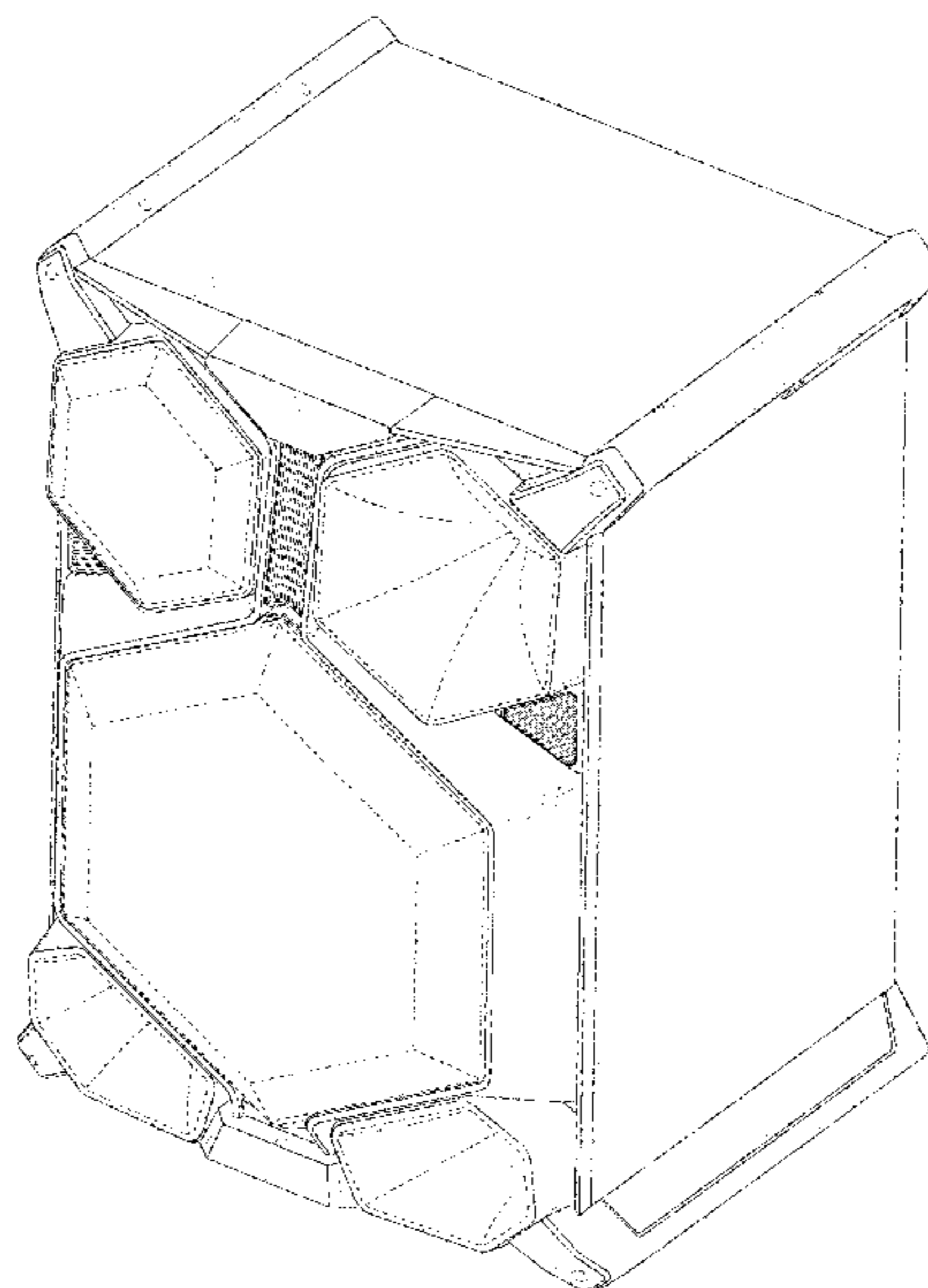


FIG. 1

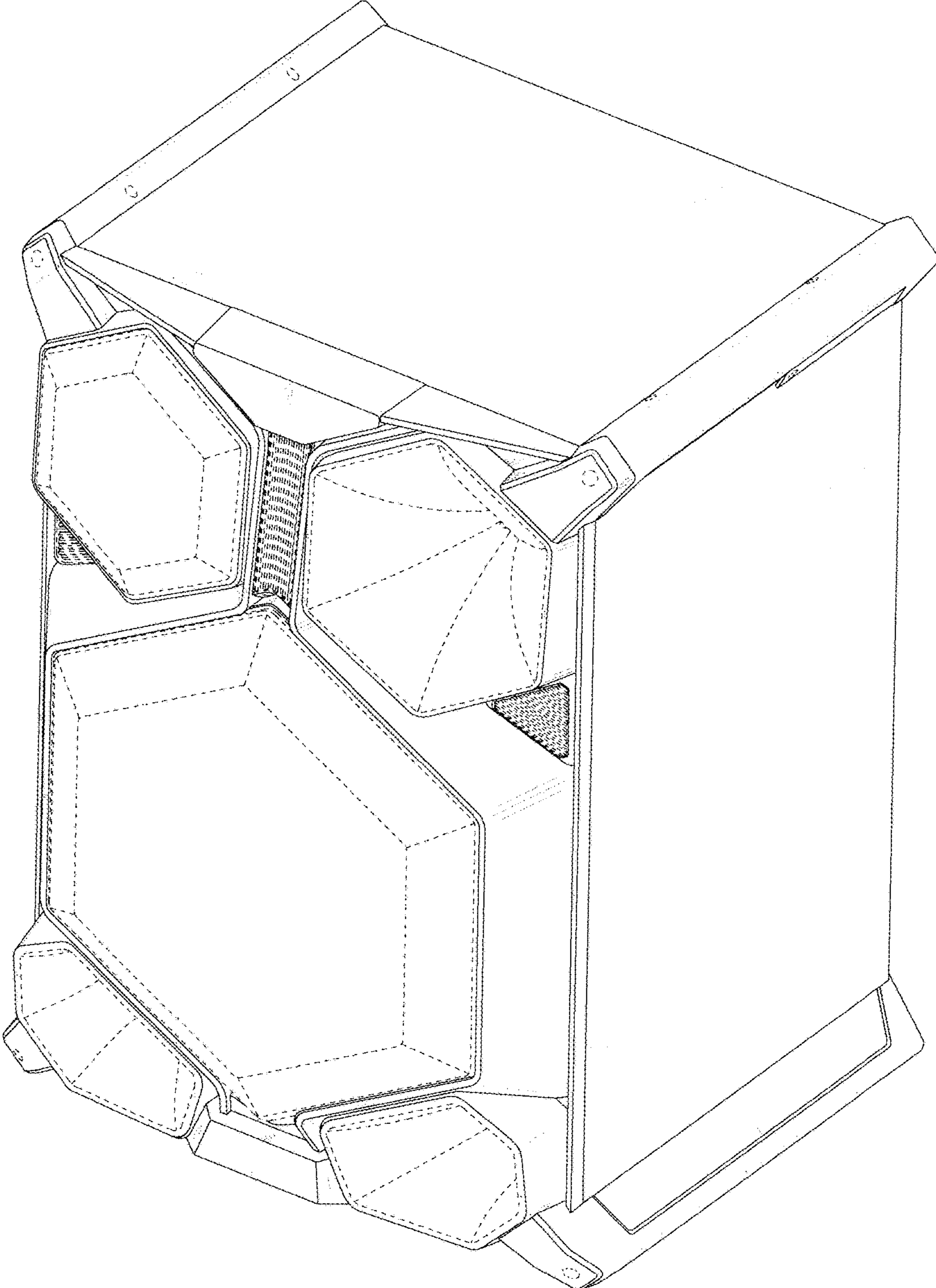


FIG. 2

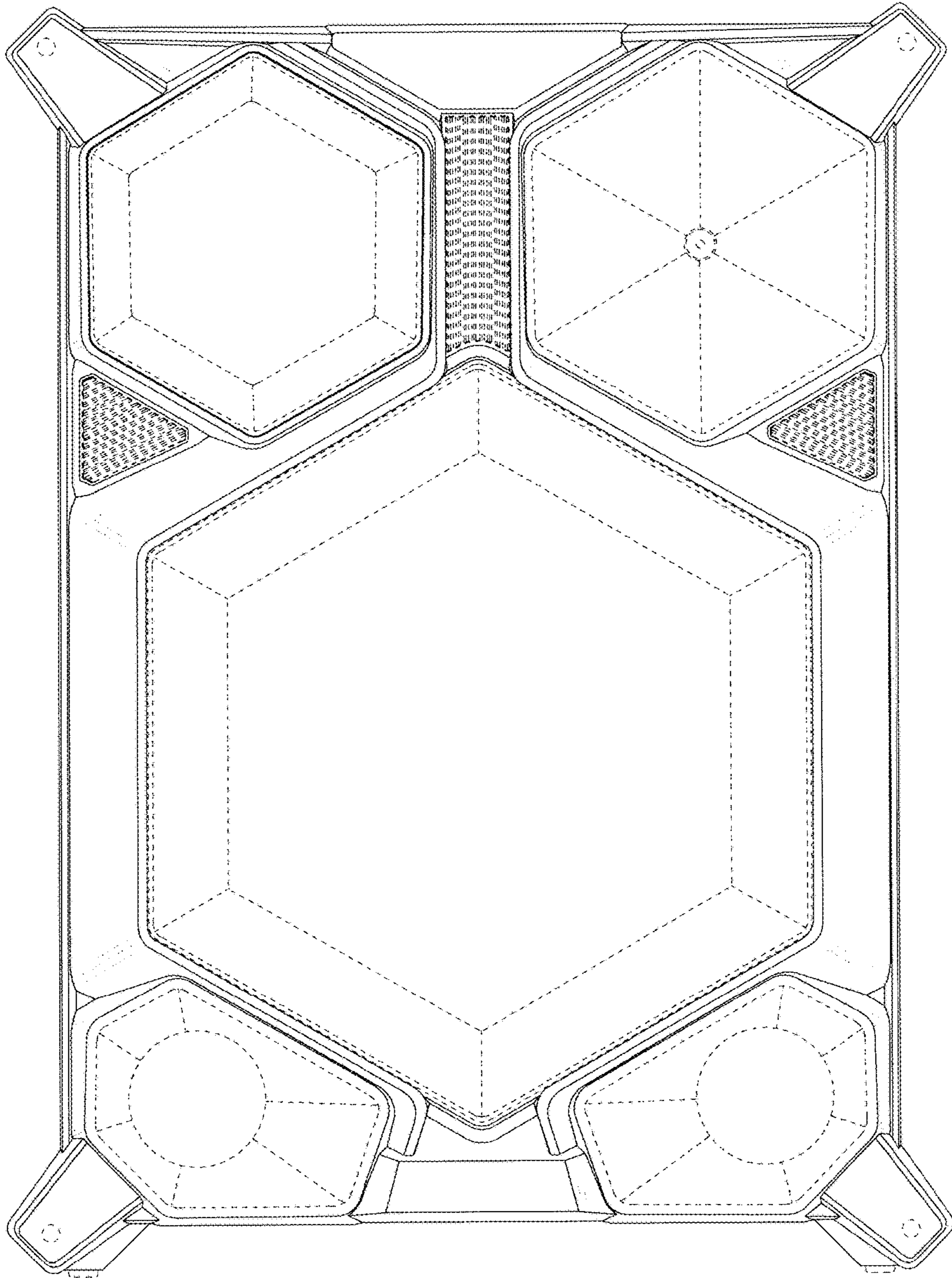


FIG. 3




FIG. 4

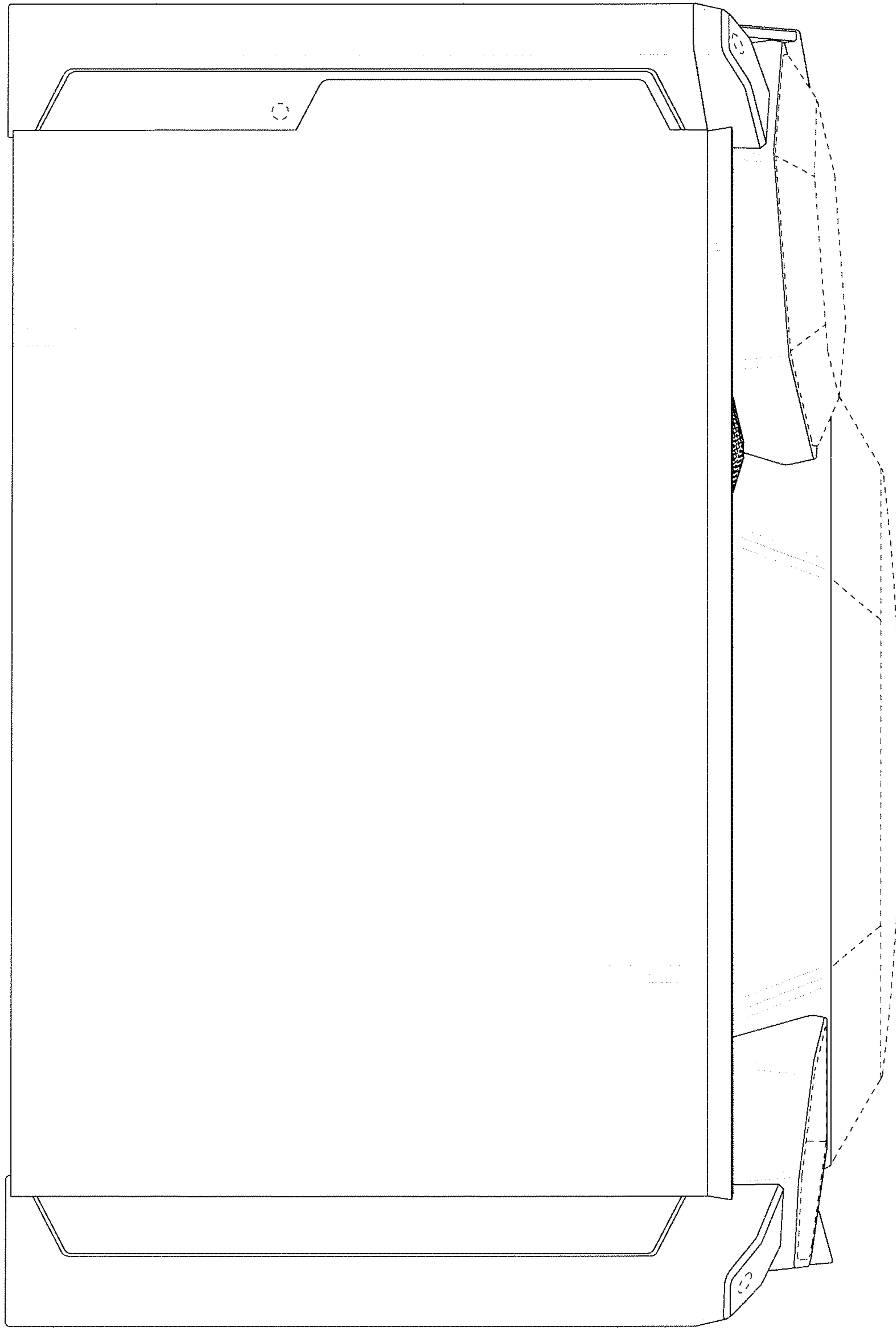


FIG. 5




FIG. 6

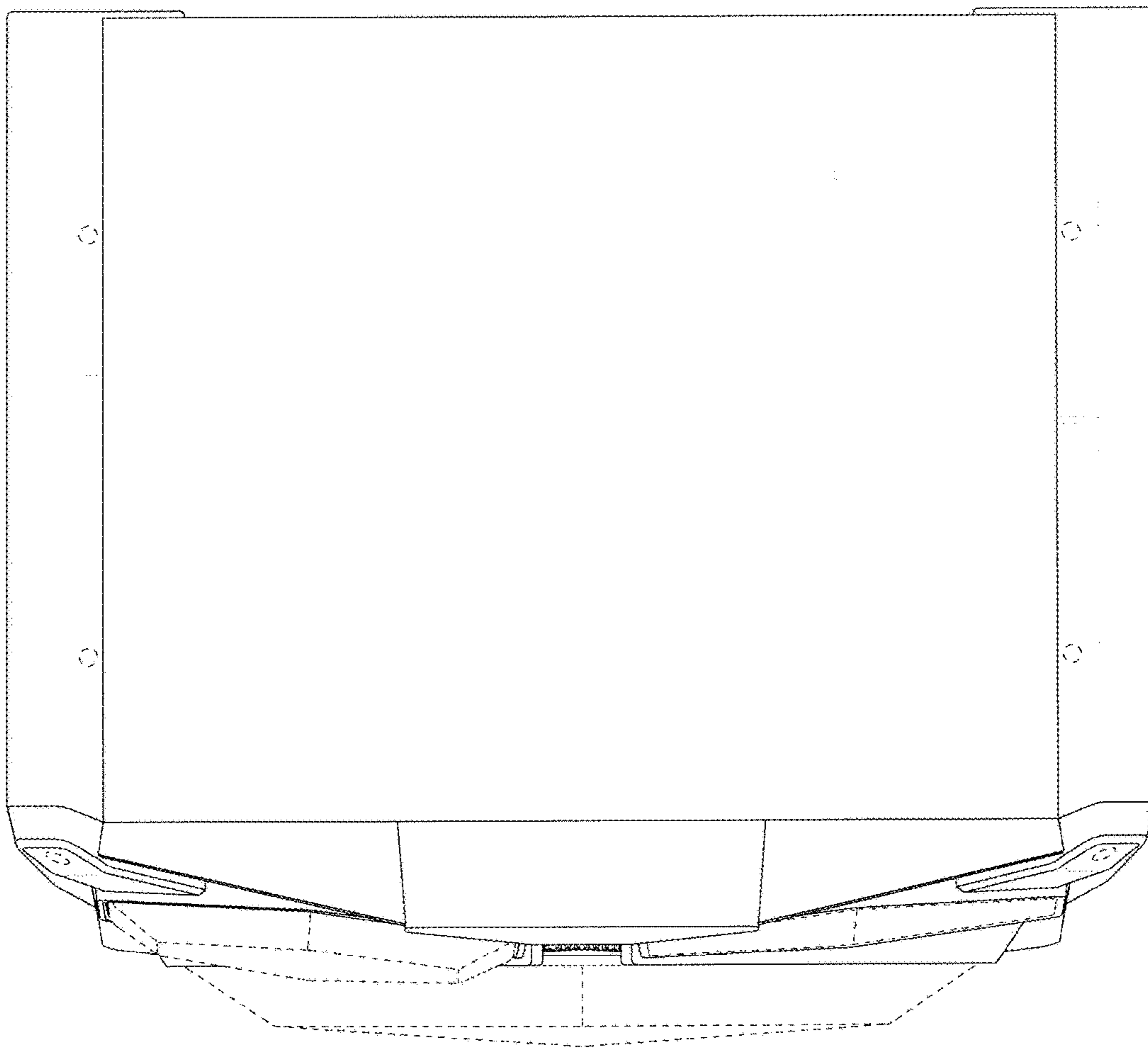


FIG. 7

