



US00D779424S

(12) **United States Design Patent** (10) **Patent No.:** **US D779,424 S**  
**Emorine et al.** (45) **Date of Patent:** **\*\* Feb. 21, 2017**

(54) **TIRE SIDEWALL**  
(71) Applicants: **COMPAGNIE GENERALE DES ETABLISSEMENTS MICHELIN**, Clermont-Ferrand (FR); **Michelin Recherche et Technique S.A.**, Granges-Paccot (CH)  
(72) Inventors: **Hélène Emorine**, Clermont-Ferrand (FR); **Hervé Ferigo**, Clermont-Ferrand (FR); **Mathieu Vandaele**, Clermont-Ferrand (FR)  
(73) Assignees: **COMPAGNIE GENERALE DES ETABLISSEMENTS MICHELIN** (FR); **MICHELIN RECHERCHE ET TECHNIQUE S.A.** (CH)

D593,939 S \* 6/2009 Maxwell ..... D12/605  
D611,403 S \* 3/2010 Kuwano ..... D12/605  
D638,783 S \* 5/2011 Endou ..... D12/605  
D662,466 S \* 6/2012 Takano ..... D12/605  
D663,681 S \* 7/2012 Corsi ..... D12/605  
D668,603 S \* 10/2012 Iwabuchi ..... D12/605  
D671,067 S \* 11/2012 Yasunaga ..... D12/605  
D676,805 S \* 2/2013 Iwabuchi ..... D12/605  
D677,217 S \* 3/2013 Iwabuchi ..... D12/605  
D738,300 S \* 9/2015 Frappart ..... D12/605  
D750,555 S \* 3/2016 Iwabuchi ..... D12/605

\* cited by examiner

*Primary Examiner* — George D Kirschbaum

*Assistant Examiner* — Clese Moore, Jr.

(74) *Attorney, Agent, or Firm* — Dickinson Wright PLLC

(\*\*) Term: **15 Years**  
(21) Appl. No.: **29/538,673**  
(22) Filed: **Sep. 5, 2015**

(57) **CLAIM**

The ornamental design for a tire sidewall, as shown and described.

(30) **Foreign Application Priority Data**

**DESCRIPTION**

Mar. 5, 2015 (FR) ..... 2015-1133

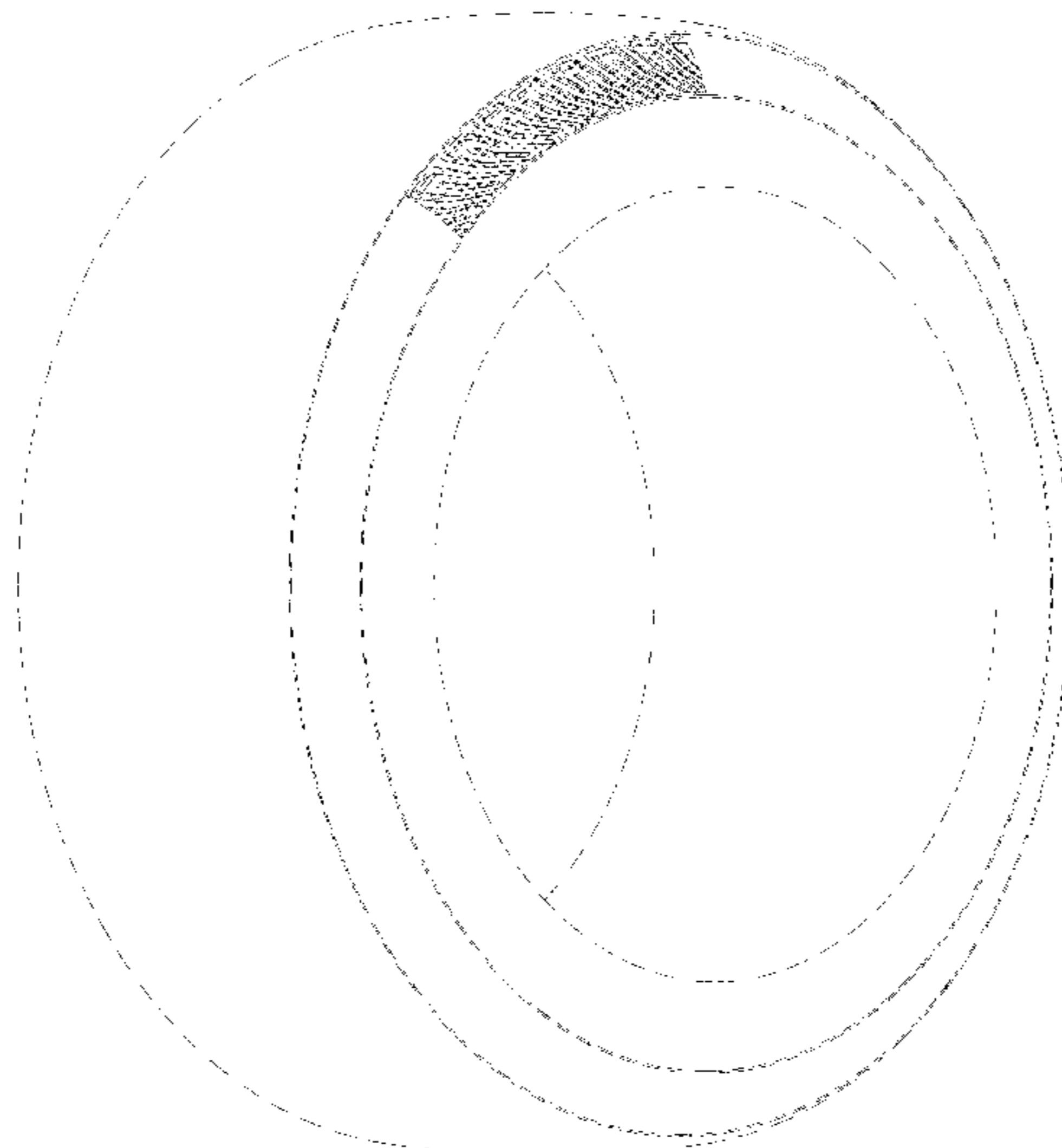
(51) **LOC (10) Cl.** ..... **12-15**  
(52) **U.S. Cl.**  
USPC ..... **D12/605**  
(58) **Field of Classification Search**  
USPC ..... D12/605, 604  
CPC ..... B60C 13/00; B60C 1/00  
See application file for complete search history.

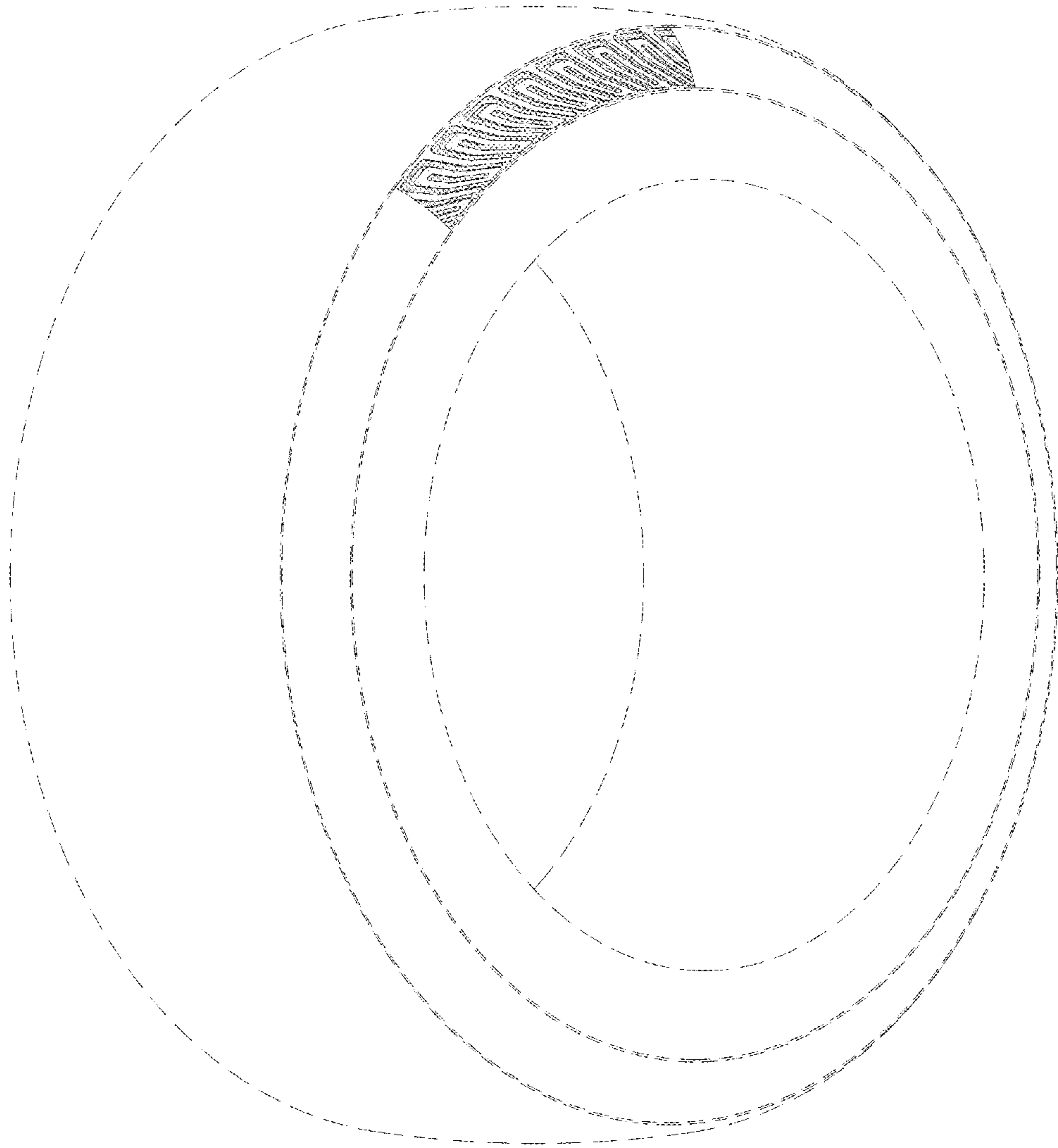
FIG. 1 is a perspective view of the tire sidewall of our design;  
FIG. 2 is a side elevation view of the tire sidewall of our design;  
FIG. 3 is a front elevation view of the tire sidewall of our design; and,  
FIG. 4 is an enlarged, partial view of FIG. 1.  
In the drawings, the broken lines depict environmental subject matter that forms no part of the claimed design. The dash-dot lines represent the peripheral boundary of the claimed design. The design is understood to repeat uniformly over the annular area of the tire sidewall.

(56) **References Cited**  
U.S. PATENT DOCUMENTS

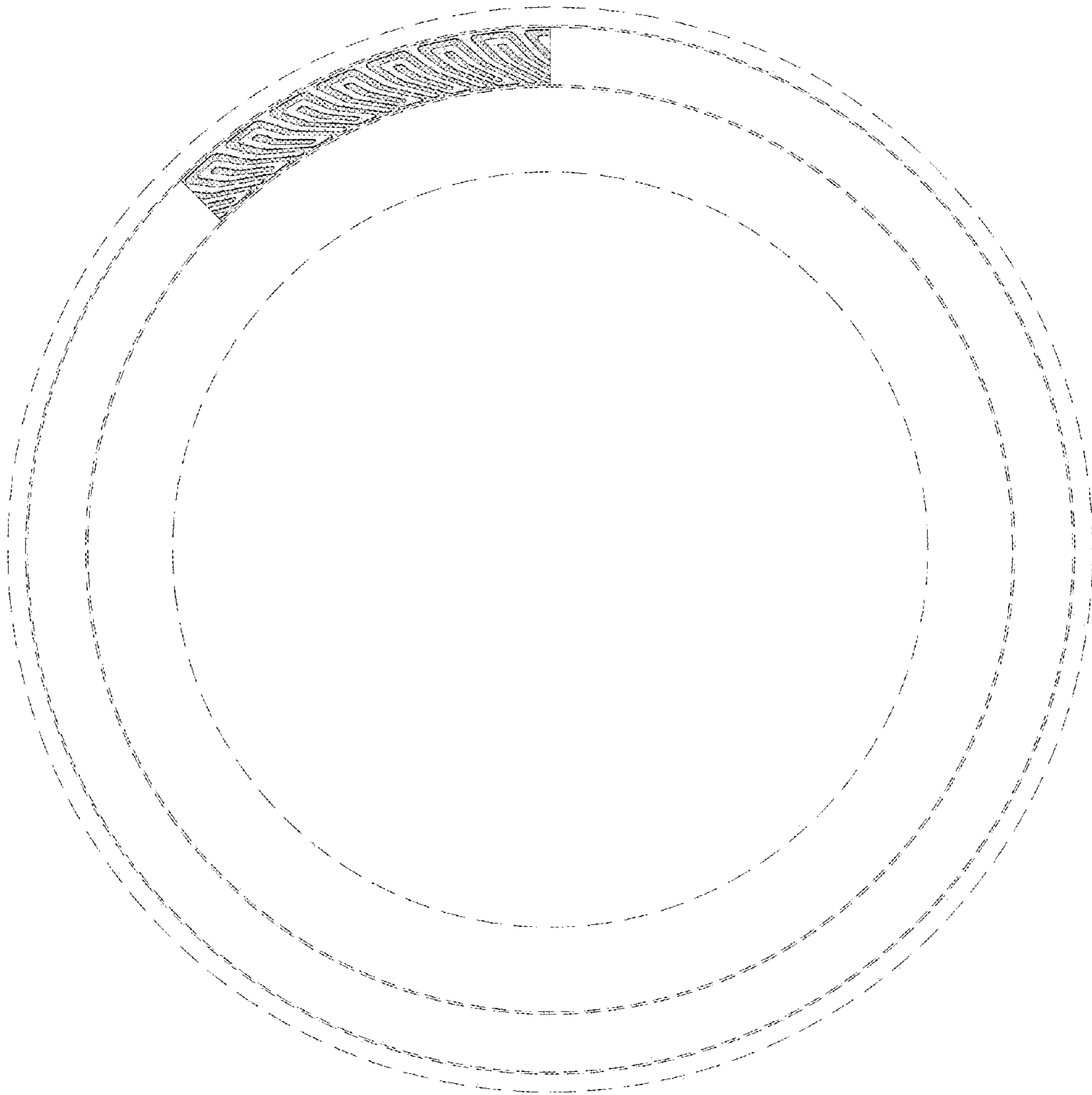
D412,476 S \* 8/1999 Clementz ..... D12/605  
D588,532 S \* 3/2009 Shondel ..... D12/605

**1 Claim, 4 Drawing Sheets**






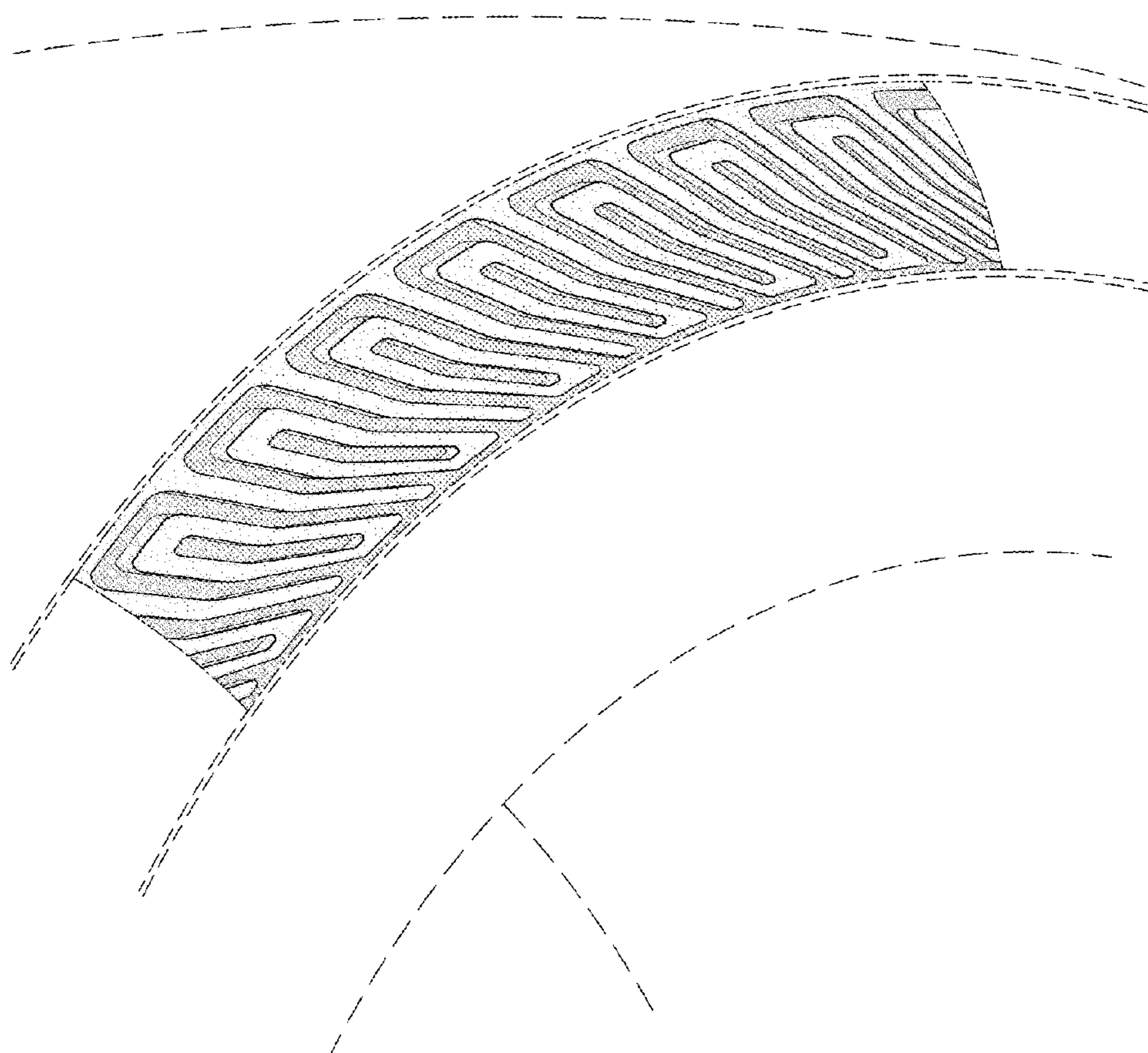
**FIG. 1**



**FIG. 2**



**FIG. 3**



**FIG. 4**