



US00D779401S

(12) **United States Design Patent**
Webb

(10) **Patent No.:** **US D779,401 S**

(45) **Date of Patent:** **** Feb. 21, 2017**

(54) **SHIFT KNOB COVER**

(71) Applicant: **Pilot, Inc.**, City of Industry, CA (US)

(72) Inventor: **Scott Webb**, Los Angeles, CA (US)

(73) Assignee: **Pilot, Inc.**, City of Industry, CA (US)

(**) Term: **15 Years**

(21) Appl. No.: **29/552,270**

(22) Filed: **Jan. 21, 2016**

(51) **LOC (10) Cl.** **12-16**

(52) **U.S. Cl.**

USPC **D12/179**

(58) **Field of Classification Search**

USPC D12/16.1, 14, 114, 118, 121, 125,
D12/174, 179, 180, 203, 400, 415

CPC B64C 2201/024; B64C 2201/042;

B64C 2201/146; B64C 2201/201; G05D

1/06; B60P 1/00; B60P 3/00; B60T 7/00;

B60T 8/265; B60T 83/255; B60T 11/00;

B60T 11/103; B60T 13/00; B60T 13/66;

B60T 17/223; B60T 2201/00; B60T

2201/03; B60T 2260/00; B60T 2270/00;

B60T 2270/82; B60T 2270/83; B60T

2270/84; B60T 1/06; B62L 1/02; B62L

3/02; B62K 23/06; F16D 55/224; F16D

55/228; F16D 65/092; F16D

65/095; F16D 65/847; F16D 65/12; B60K

2006/4841; B60K 2350/1048; B60K

2702/20; B60K 6/38; B60Q 1/00; B60R

7/04; B62D 1/06; F16B 3/04; F16H

2025/2071; F16H 59/02; G05G

1/00; G05G 1/04; G05G 1/06

See application file for complete search history.

(56) **References Cited**

U.S. PATENT DOCUMENTS

D52,151 S * 7/1918 Stean D21/657

D83,162 S * 1/1931 Johns D3/6

D166,706 S * 5/1952 Pandy D27/115

D215,312 S * 9/1969 Bernard D21/615

D263,521 S * 3/1982 Hill D3/15

D268,222 S * 3/1983 Chen 2/158

D268,611 S * 4/1983 Klose D23/222

4,782,872 A * 11/1988 Moschini B62D 1/06

74/558

D299,500 S * 1/1989 Geraci D21/599

D327,244 S * 6/1992 Mitchell D12/179

D328,885 S * 8/1992 Mitchell D12/179

D328,886 S * 8/1992 Mitchell D12/179

(Continued)

OTHER PUBLICATIONS

Universal auto car gear shift knob shark, image post date 2013, site visited Oct. 6, 2016, (online), <http://img.ibestgear.com/upload/product_img/20140901/2013_new_design_universal_auto_car_gear.jpg>.*

(Continued)

Primary Examiner — Kevin Rudzinski

Assistant Examiner — Sean D Lough

(74) *Attorney, Agent, or Firm* — Sheridan Ross PC

(57)

CLAIM

The ornamental design for a shift knob cover, as shown and described.

DESCRIPTION

FIG. 1 is a perspective elevational view of a shift knob cover showing my new design;

FIG. 2 is a front elevational view thereof;

FIG. 3 is a rear elevation view thereof;

FIG. 4. is a right side elevation view thereof;

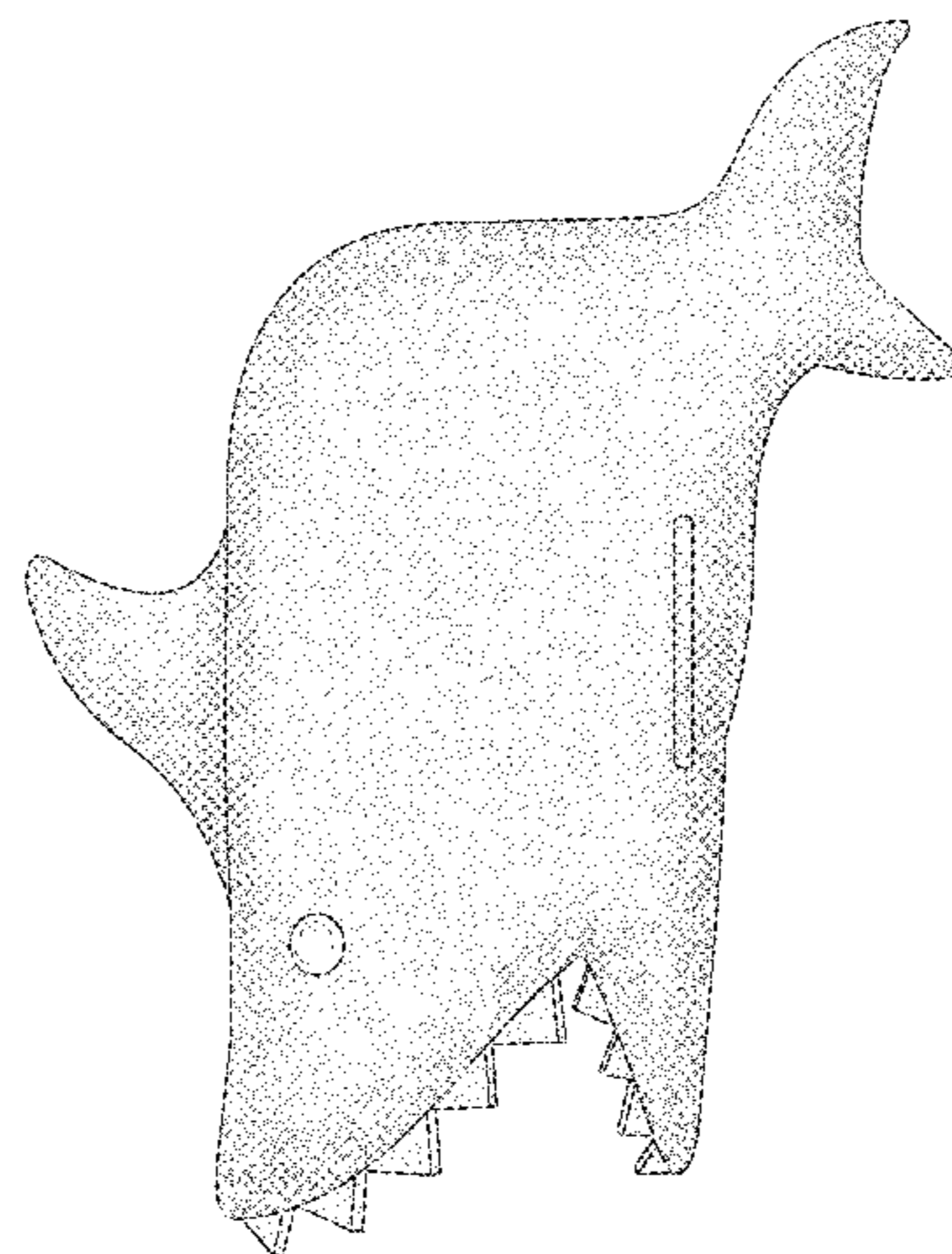
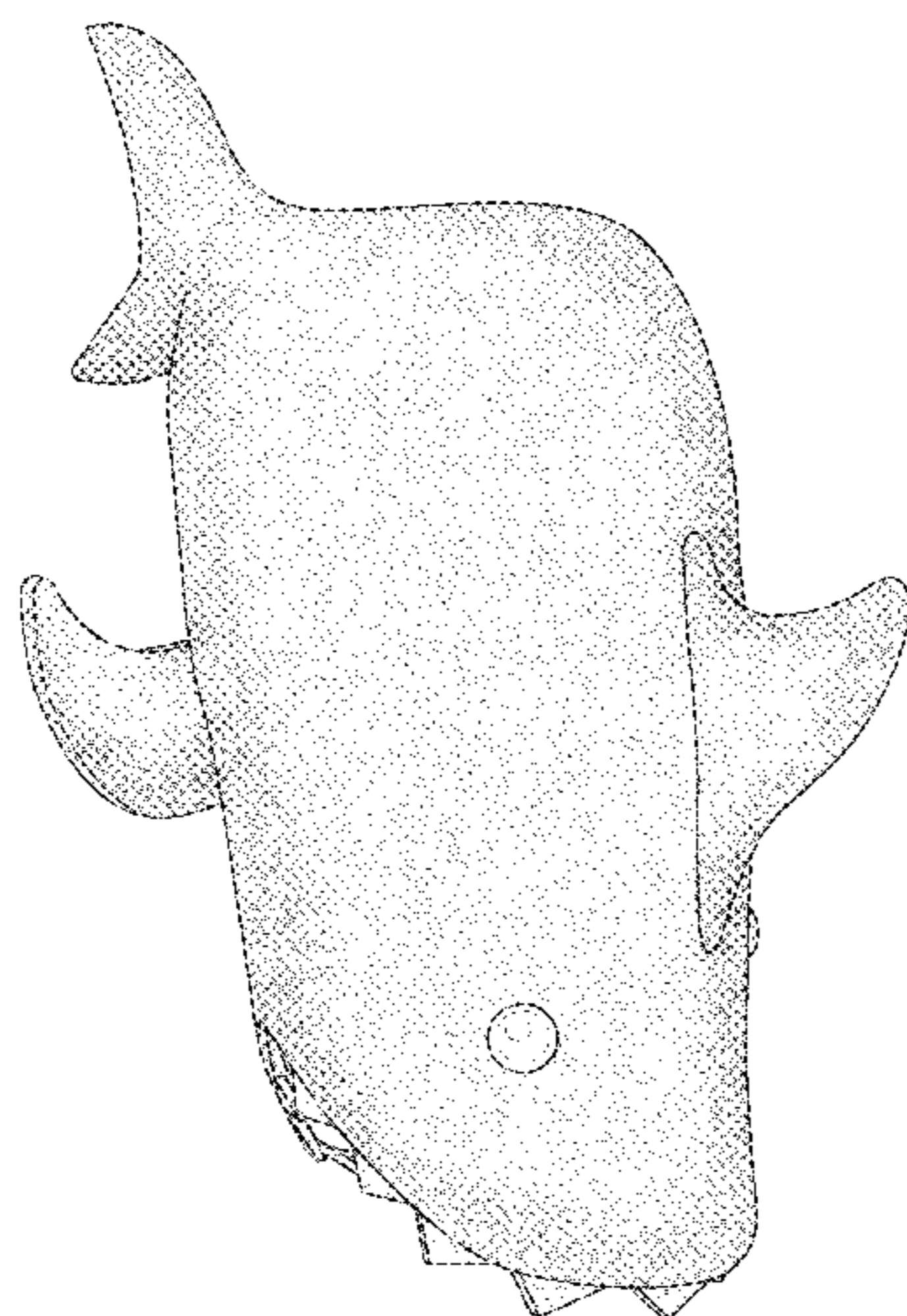
FIG. 5. is left side elevation view thereof;

FIG. 6 is a top plan view thereof; and,

FIG. 7 is a bottom plan view thereof.

The broken lines present in the drawing disclosure define the bounds of the claim and form no part thereof.

1 Claim, 7 Drawing Sheets



(56)

References Cited

U.S. PATENT DOCUMENTS

D330,575 S * 10/1992 Kupperman D21/599
 D334,955 S * 4/1993 Kupperman D21/599
 D341,562 S * 11/1993 Minniefield D12/114
 D342,559 S * 12/1993 McGill D21/588
 D343,329 S * 1/1994 Ancona D7/301
 5,282,766 A * 2/1994 Fleet A63H 33/00
 446/153
 D356,632 S * 3/1995 Wang D23/256
 D371,060 S * 6/1996 Lai D12/179
 D374,396 S * 10/1996 Petrucci D21/615
 D407,898 S * 4/1999 Pulvino D21/615
 D421,441 S * 3/2000 Aanenson D14/232
 D428,792 S * 8/2000 Iacovelli D12/179
 D433,973 S * 11/2000 Marsh D12/179
 D436,529 S * 1/2001 Bergersen D9/605
 D442,845 S * 5/2001 Iacovelli D21/657
 D448,151 S * 9/2001 Outlaw D3/15
 D451,229 S * 11/2001 Sehl D26/98
 D468,620 S * 1/2003 Lee D21/615
 D476,608 S * 7/2003 Nadal Aloy D12/180
 D485,795 S * 1/2004 Murray D12/179
 D486,549 S * 2/2004 Rae D22/118
 D509,530 S * 9/2005 Hall D17/22
 D520,407 S * 5/2006 Zhang D11/158
 D526,904 S * 8/2006 Hillock D28/87
 D533,233 S * 12/2006 Chuang D21/572
 D533,234 S * 12/2006 Chuang D21/572
 D533,640 S * 12/2006 Shofstall D23/249
 D536,748 S * 2/2007 Chuang D21/572
 D548,655 S * 8/2007 Barrow D12/179
 D557,356 S * 12/2007 Johnston D21/572
 D557,357 S * 12/2007 Johnston D21/572
 D566,627 S * 4/2008 James D12/114
 D567,588 S * 4/2008 Eubank D7/516
 D575,479 S * 8/2008 Bengyak D2/858
 D593,366 S * 6/2009 Eubank D7/516
 D595,559 S * 7/2009 Banjo D12/179
 D600,626 S * 9/2009 Miller D12/400
 D601,566 S * 10/2009 Taylor D14/416
 D608,259 S * 1/2010 Becocci D12/180
 D611,784 S * 3/2010 Girard D8/25
 D617,392 S * 6/2010 McLaughlin D21/427
 D621,450 S * 8/2010 Wong D21/572

D621,451 S * 8/2010 Wong D21/572
 D627,605 S * 11/2010 Eubank D7/516
 D648,889 S * 11/2011 Feinberg D26/98
 D650,258 S * 12/2011 Drake D8/305
 D686,038 S * 7/2013 Eubank D7/515
 8,555,416 B1 * 10/2013 Sierra A41D 19/0024
 2/159
 D695,071 S * 12/2013 Franco D7/515
 D695,072 S * 12/2013 Franco D7/515
 D695,073 S * 12/2013 Franco D7/515
 D695,074 S * 12/2013 Franco D7/515
 D704,280 S * 5/2014 Murayama D21/578
 D723,113 S * 2/2015 Wang D21/532
 D724,802 S * 3/2015 Krenkler D32/29.1
 D729,510 S * 5/2015 Headley D3/12
 D736,335 S * 8/2015 Liberatore D21/803
 D744,311 S * 12/2015 Gallagher D8/307
 D753,780 S * 4/2016 Rubey D21/803
 2002/0062709 A1 * 5/2002 Suzuki F16H 59/02
 74/523
 2009/0271911 A1 * 11/2009 McKiski A63H 3/14
 2/159
 2015/0362064 A1 * 12/2015 Nishijima G05G 1/06
 74/473.3
 2015/0375685 A1 * 12/2015 Krishnan B60N 3/103
 296/24.34

OTHER PUBLICATIONS

25 of the Coolest Novelty Shift Knobs, image post date Jul. 18, 2015, site visited Oct. 6, 2016, (online), <<http://web.archive.org/web/20150718053440/http://worldofnovelty.com/25-of-the-coolest-novelty-shift-knobs/>>.*
 Best Gear Shift Products on Wanelo, image post date Jul. 5, 2015, site visited Oct. 6, 2016, (online), <<http://web.archive.org/web/20150705142009/http://wanelo.com/shop/gear-shift>>.*
 Hot Rod Shift Knobs, image post date Jan. 30, 2015, site visited Oct. 6, 2016, (online), <http://web.archive.org/web/20150130060419/http://laketravis.com/lake_travis/hot-rod-shift-knobs>.*
 Customer Galley of Gear Shift Knobs, image post date Dec. 24, 2010, site visited Oct. 6, 2016, (online), <<http://web.archive.org/web/20101224011004/http://hotrodshiftknob.com/>>.*

* cited by examiner

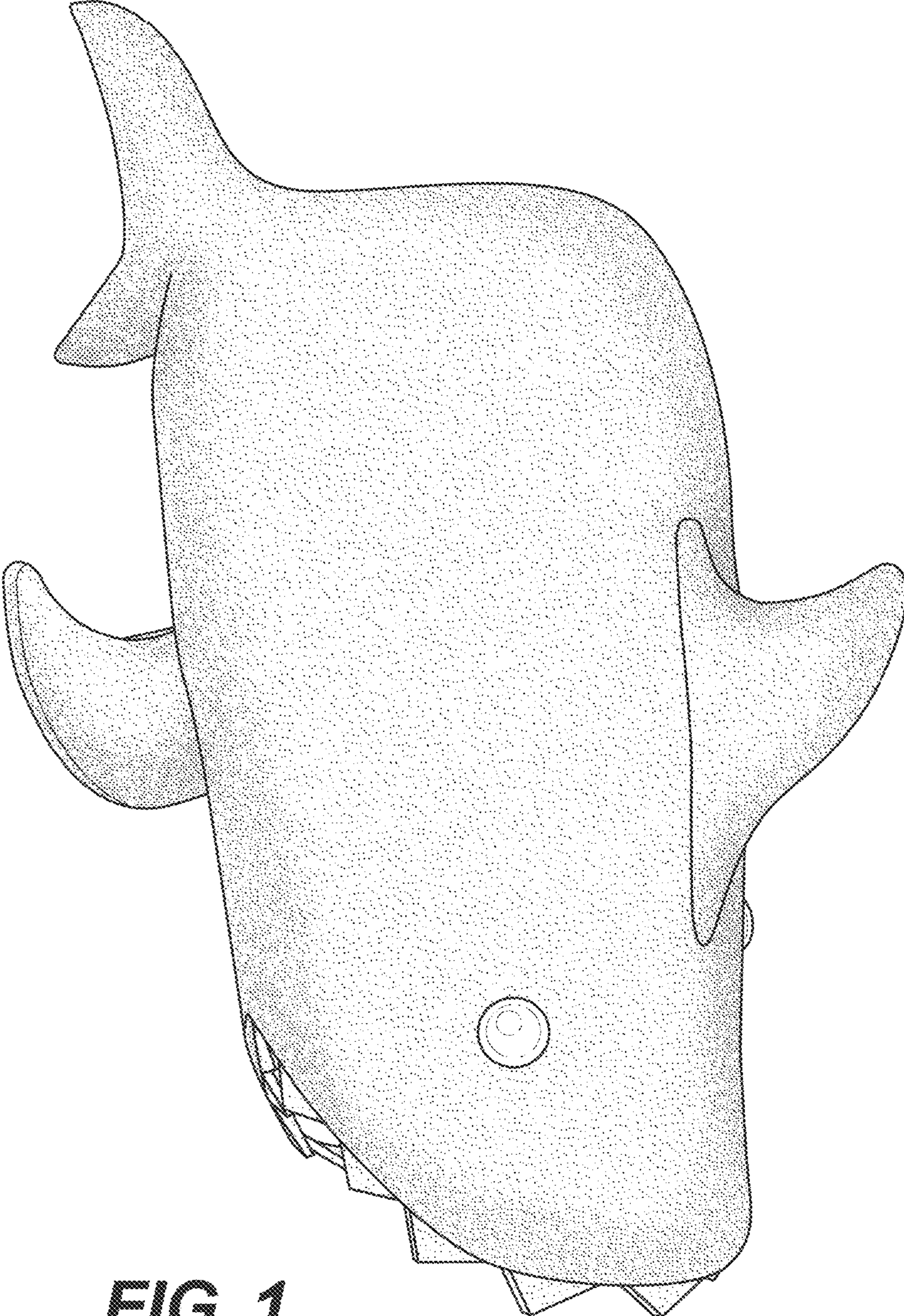


FIG. 1

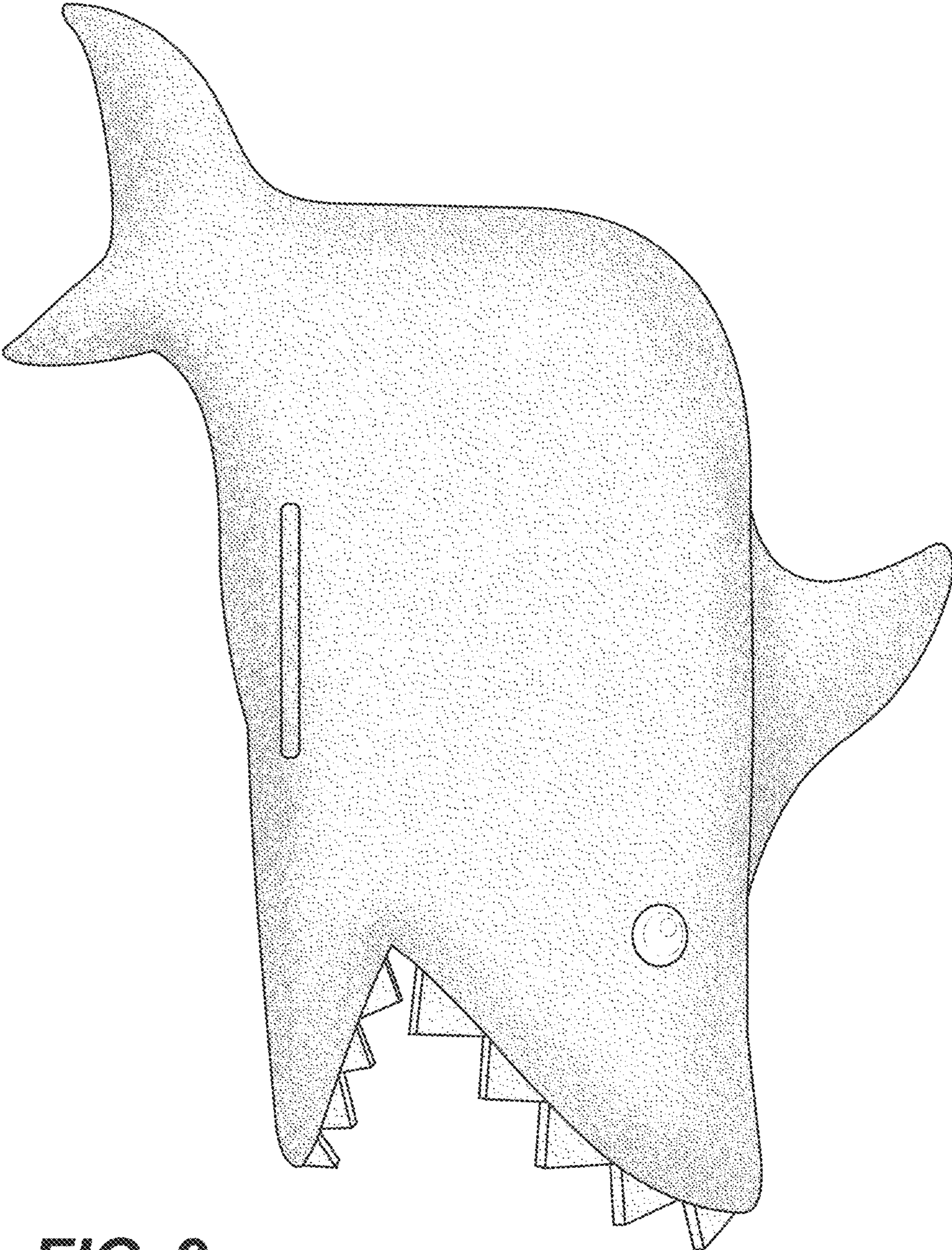


FIG. 2

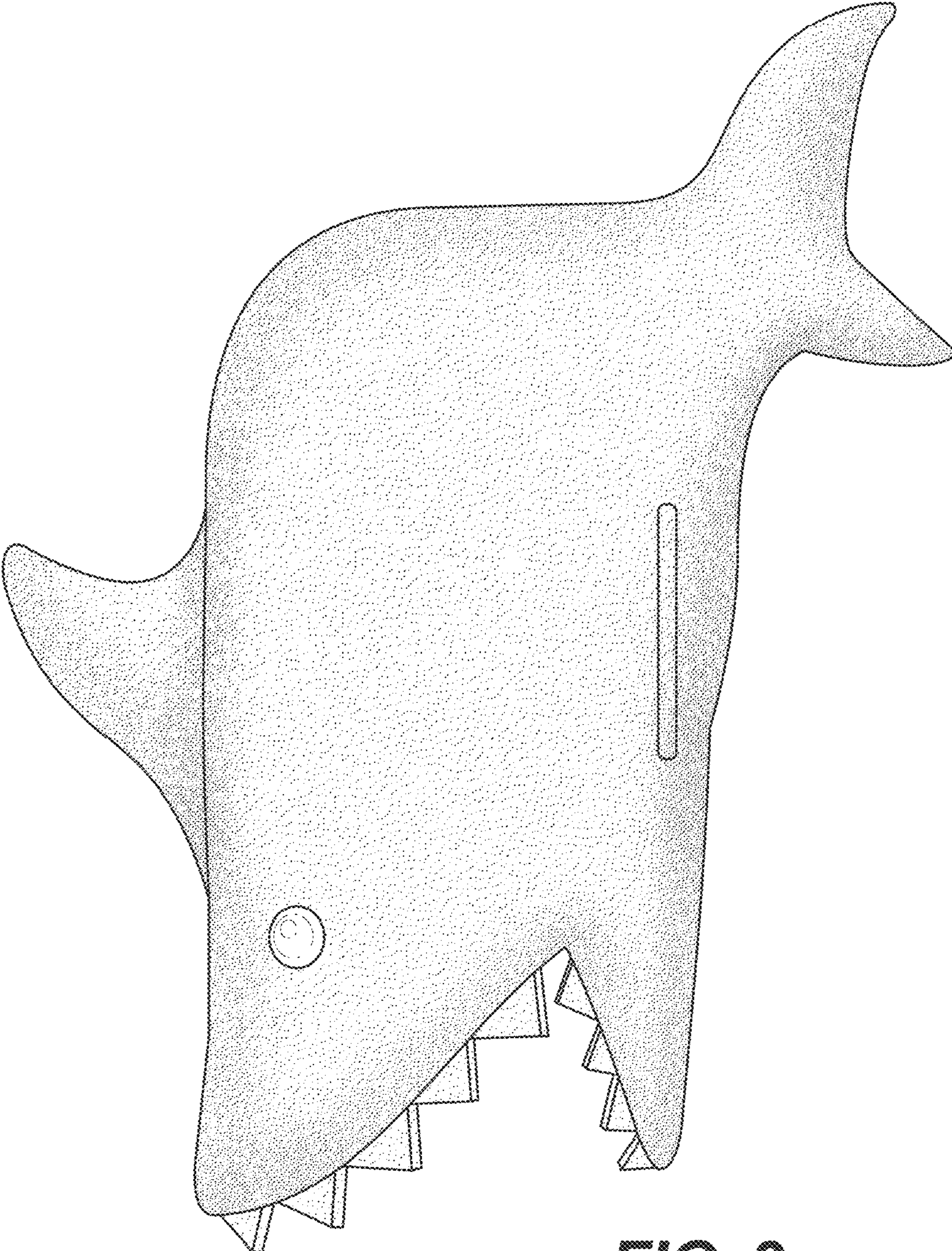


FIG. 3

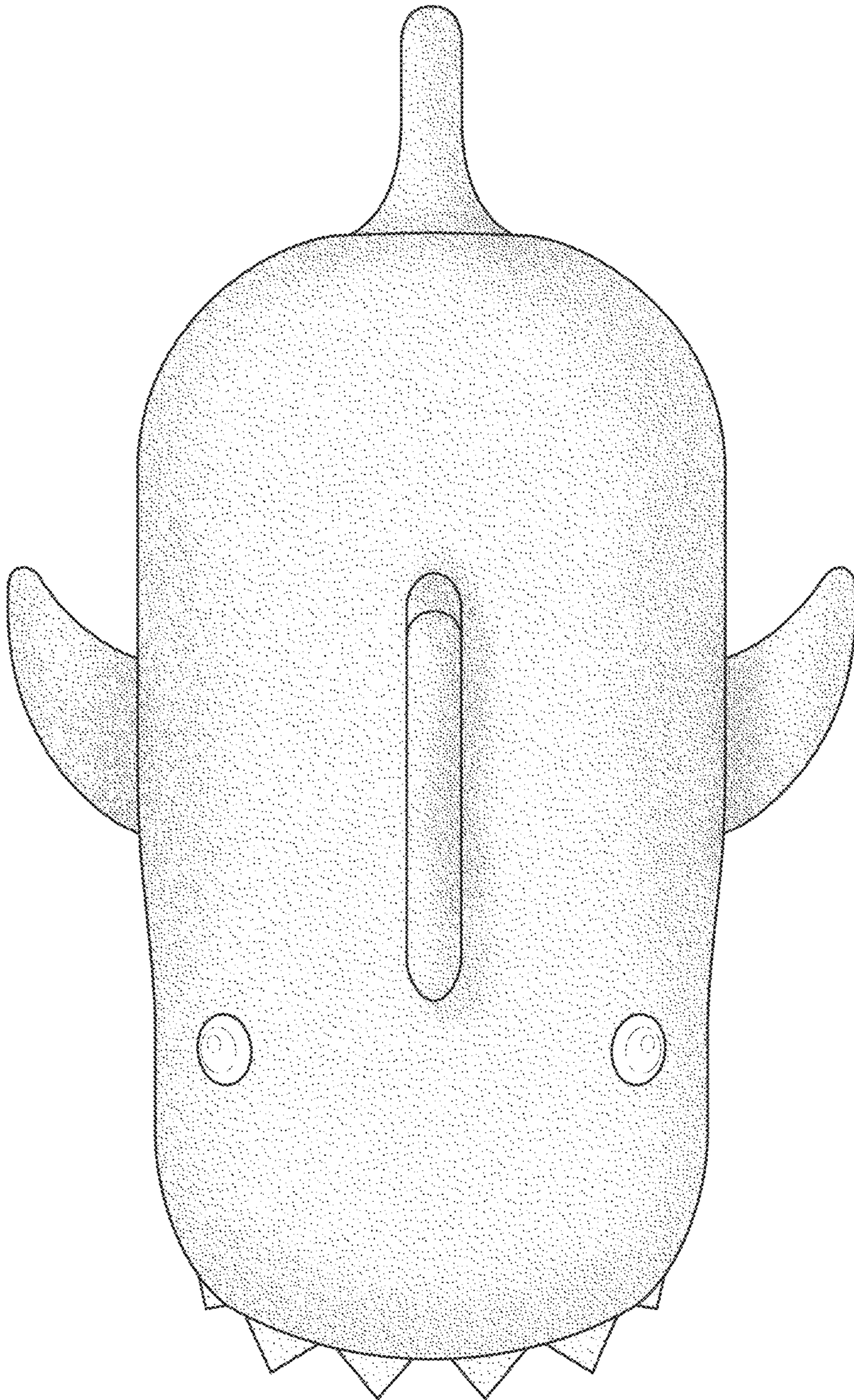


FIG. 4

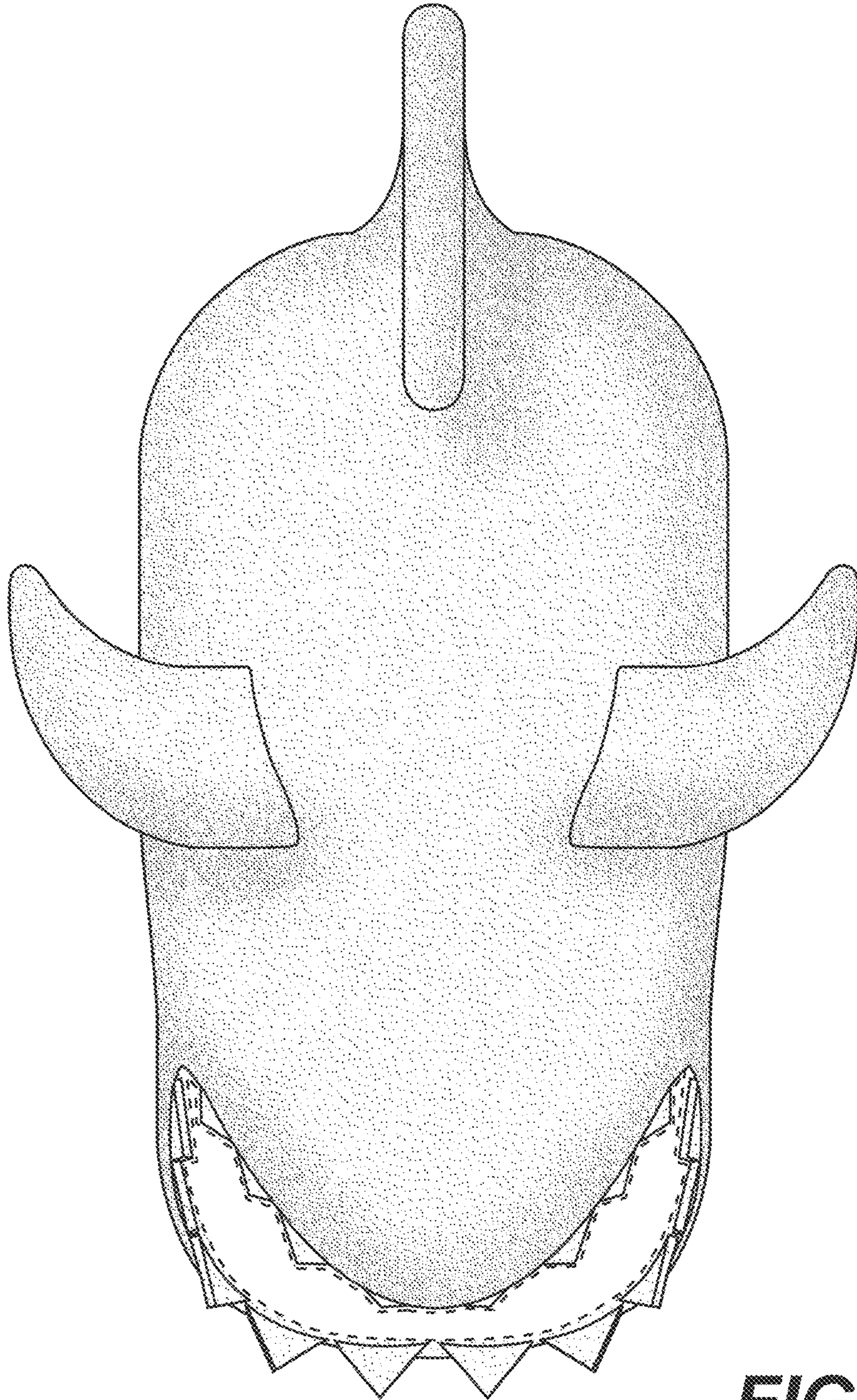


FIG. 5

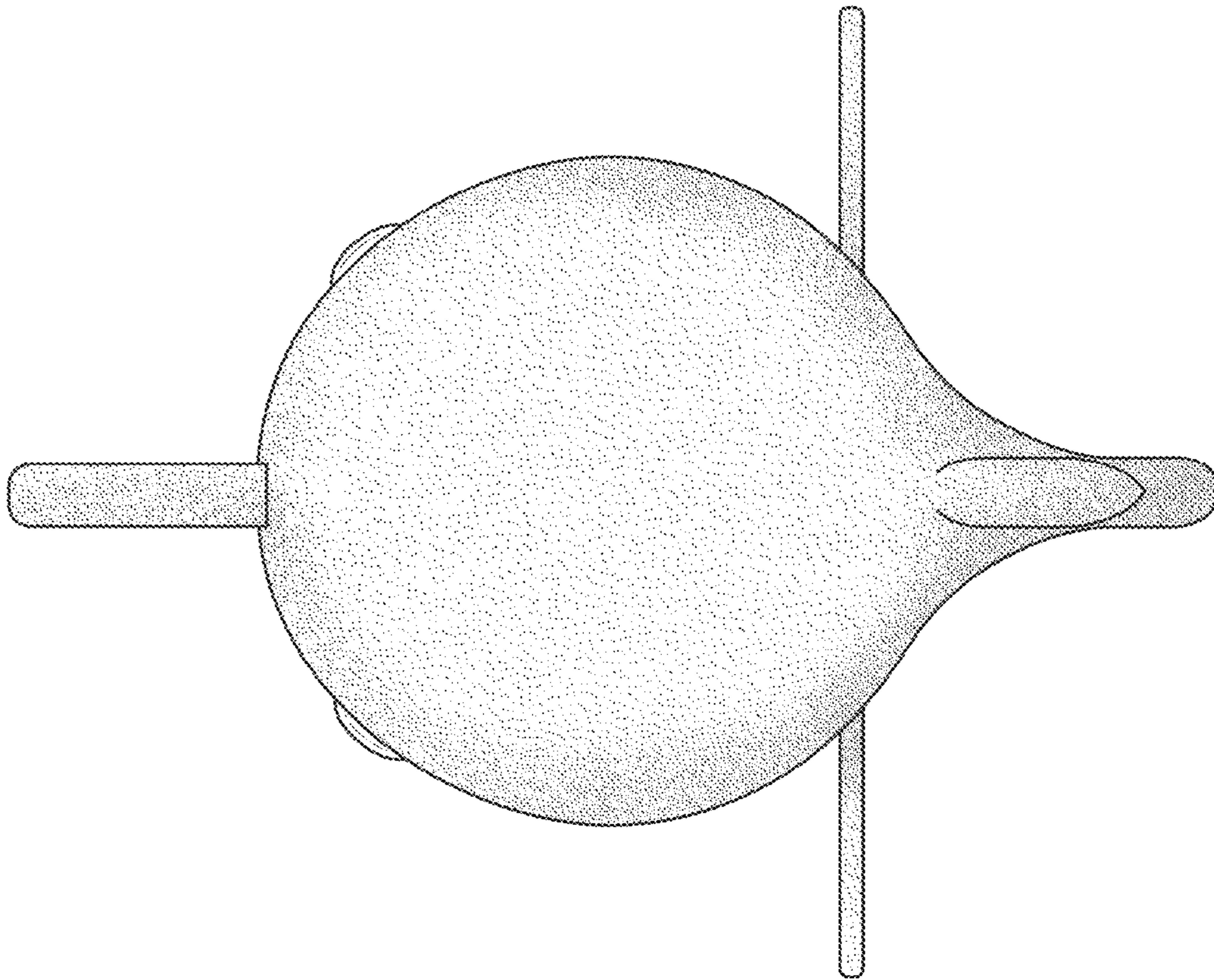


FIG. 6

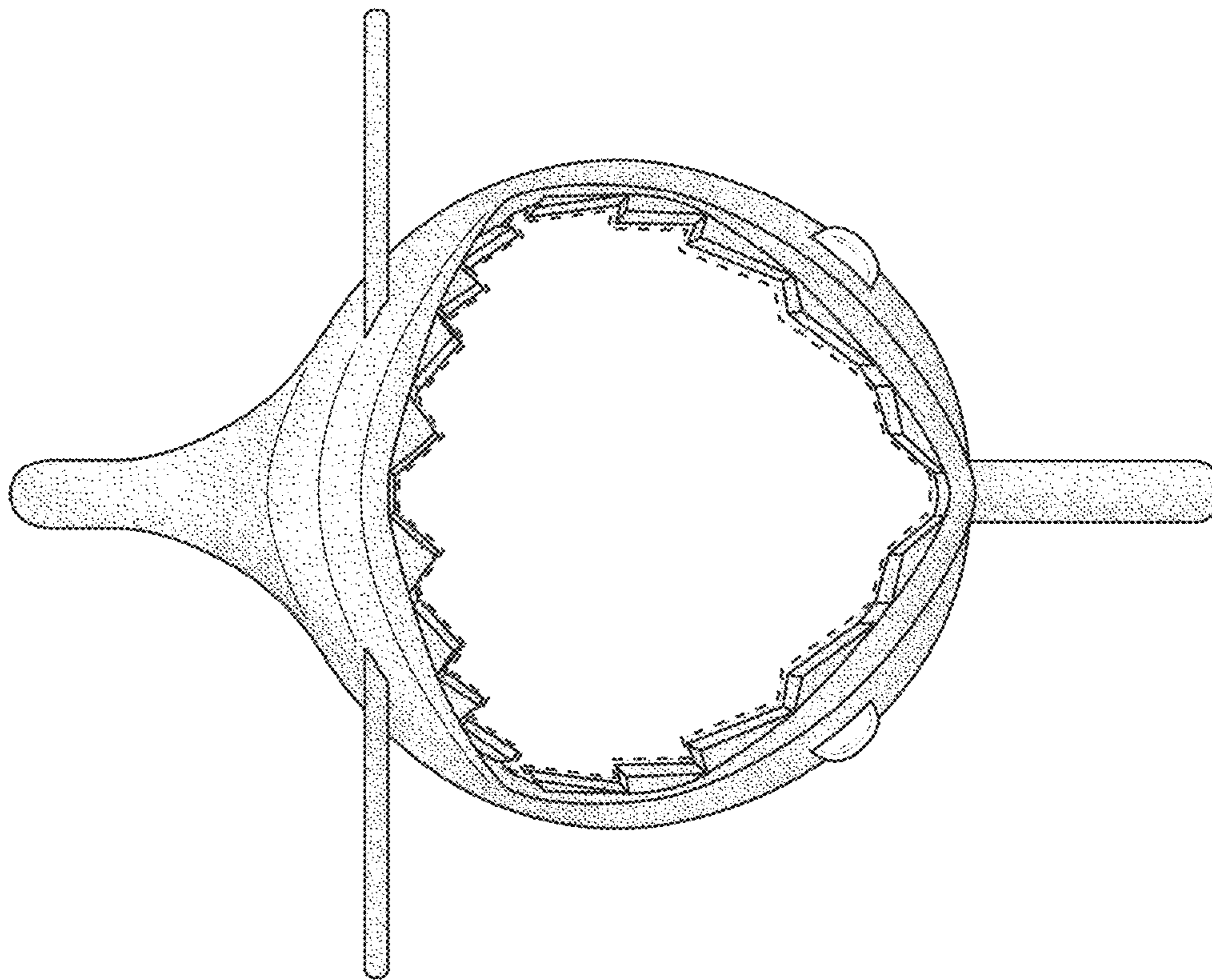


FIG. 7