



US00D779394S

(12) **United States Design Patent**
Suga et al.

(10) **Patent No.:** **US D779,394 S**

(45) **Date of Patent:** **** Feb. 21, 2017**

(54) **REAR PORTION FOR A MOTOR VEHICLE**

D725,000 S * 3/2015 Hirai D12/92
D733,613 S * 7/2015 Tomatsu D12/91
D743,845 S * 11/2015 Hirai D12/92

(71) Applicants: **Koichi Suga**, Toyota (JP); **Tatsuya Iwai**, Nisshin (JP)

(72) Inventors: **Koichi Suga**, Toyota (JP); **Tatsuya Iwai**, Nisshin (JP)

(73) Assignee: **Toyota Jidosha Kabushiki Kaisha**, Toyota-shi, Aichi-ken (JP)

(**) Term: **15 Years**

(21) Appl. No.: **29/536,829**

(22) Filed: **Aug. 19, 2015**

(30) **Foreign Application Priority Data**

Feb. 20, 2015 (JP) 2015-003446

(51) **LOC (10) Cl.** **12-16**

(52) **U.S. Cl.**
USPC **D12/164**

(58) **Field of Classification Search**
USPC D12/86, 90-92, 164, 173, 184-186,
D12/190, 196; D21/424-425, 433-434
CPC B60R 13/04; B60R 19/54; B62D 25/12;
B62D 27/026; B62D 35/005; B60J 5/0412
See application file for complete search history.

(56) **References Cited**

U.S. PATENT DOCUMENTS

D626,040 S * 10/2010 Sakae D12/164
D626,886 S * 11/2010 Sakae D12/91
D689,795 S * 9/2013 Takei D12/91
D691,517 S * 10/2013 Kwon D12/92
D714,695 S * 10/2014 Kim D12/164
D719,065 S * 12/2014 Sakae D12/92

OTHER PUBLICATIONS

<https://www.youtube.com/watch?v=Vj-Zt87HAVs>—Published Apr. 1, 2015.*

<https://www.youtube.com/watch?v=AeZWBPdhdE>—Published Sep. 16, 2015.*

(Continued)

Primary Examiner — Manpreet Matharu

Assistant Examiner — Mojtaba Tehrani

(74) *Attorney, Agent, or Firm* — Finnegan, Henderson, Farabow, Garrett & Dunner, L.L.P.

(57) **CLAIM**



The ornamental design for a rear portion for a motor vehicle, as shown and described.

DESCRIPTION

FIG. 1 is a front left perspective view of a rear portion for a motor vehicle showing our new design; FIG. 2 is a rear left perspective view thereof; FIG. 3 is a front right perspective view thereof; FIG. 4 is a rear right perspective view thereof; FIG. 5 is a front view thereof; FIG. 6 is a rear view thereof; FIG. 7 is a left side view thereof; FIG. 8 is a right side view thereof; and, FIG. 9 is a top plan view thereof.

The bottom view forms no part of the claimed design. The de-emphasized and half-tone portions shown in the photographs illustrate environmental structure for the rear portion for a motor vehicle that forms no part of the claimed design.

1 Claim, 8 Drawing Sheets



(56)

References Cited

OTHER PUBLICATIONS

Netcarshow.com; URL: http://www.netcarshow.com/lexus/2013-if-nx_concept/; Model: LF-NX (2013); Mfg.: Lexus; available on at least Apr. 8, 2014.

Netcarshow.com; URL: <http://www.netcarshow.com/lexus/2015-rc/>; Model: Lexus RC (2015); Mfg.: Lexus; available on at least Apr. 8, 2014.

Netcarshow.com; URL: http://www.netcarshow.com/lamborghini/2012-urus_concept/; Model: Urus Concept (2012); Mfg.: Lamborghini; available on at least Apr. 8, 2014.

* cited by examiner




FIG. 1

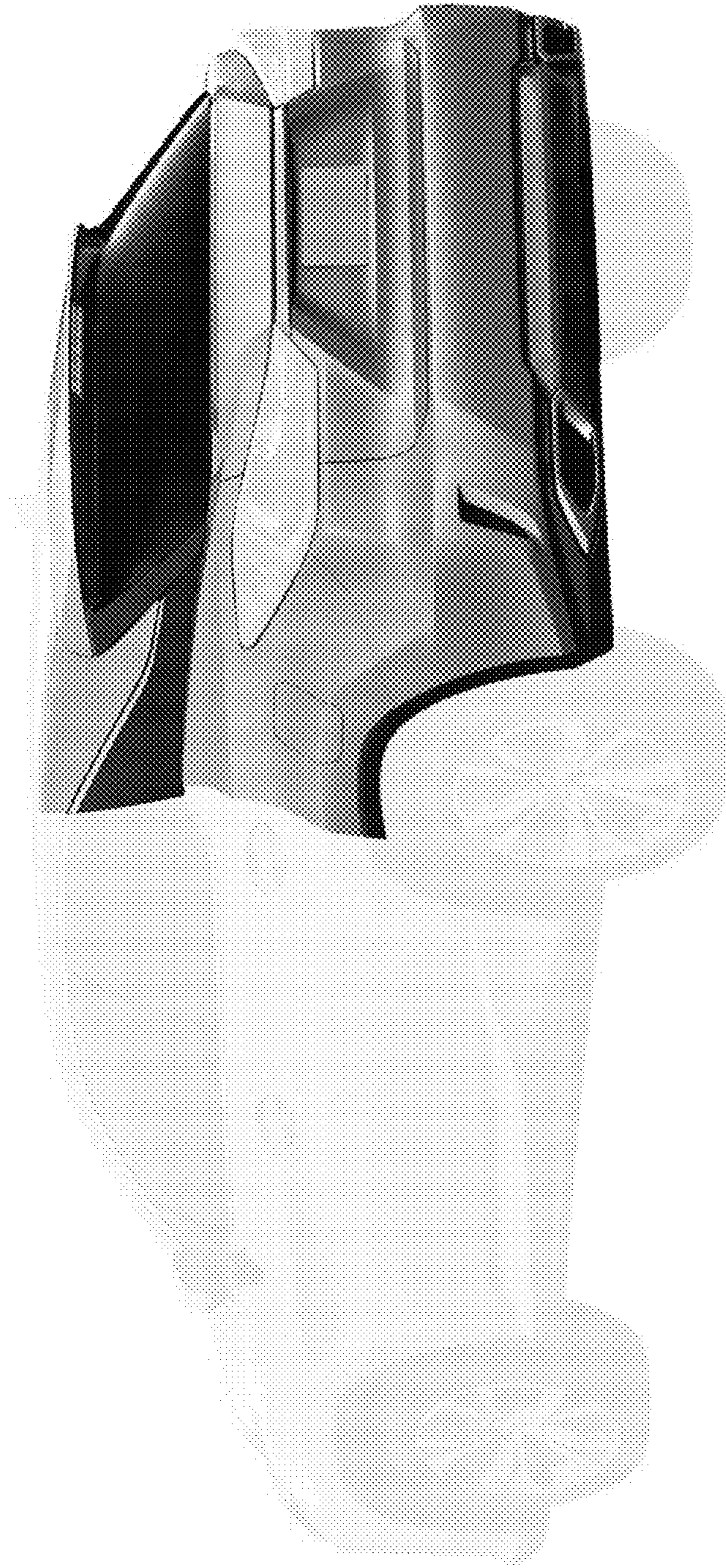


FIG. 2

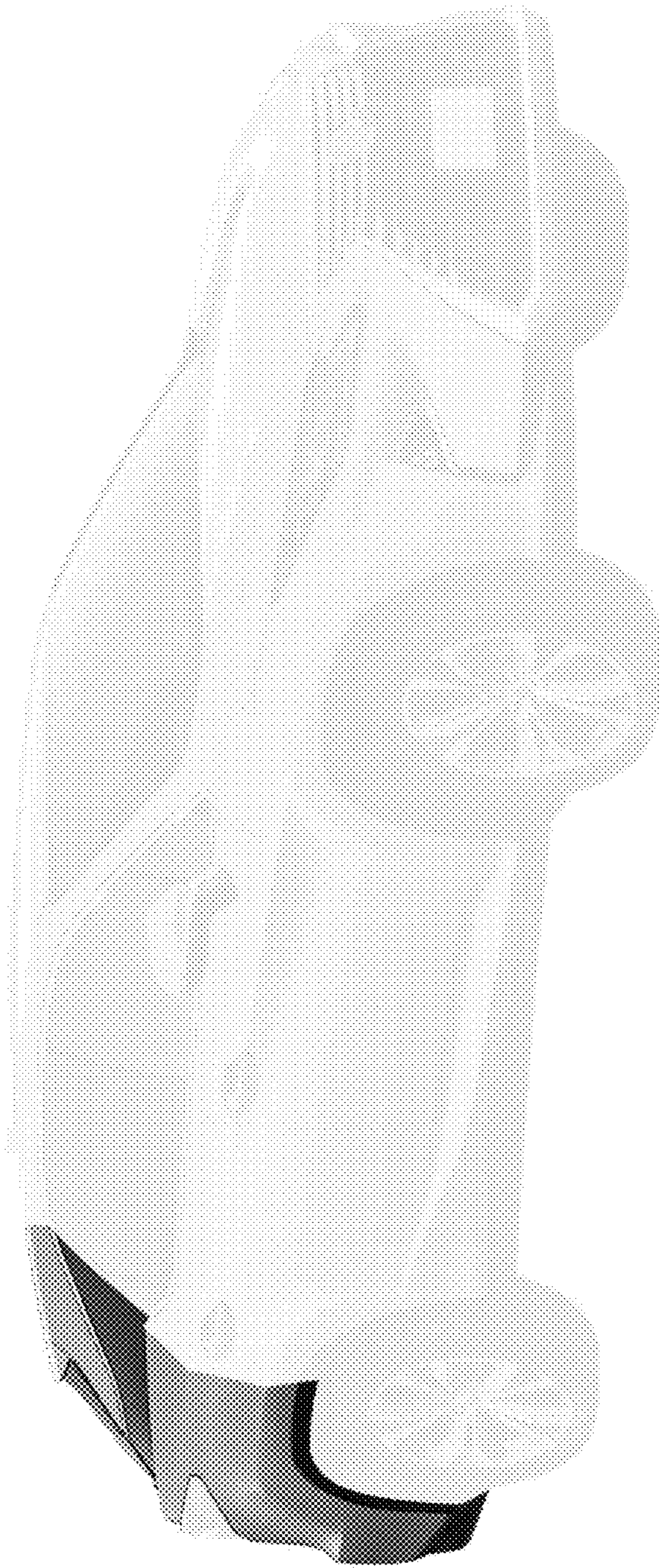


FIG. 3



FIG. 4




FIG. 5



FIG. 6




FIG. 7




FIG. 8

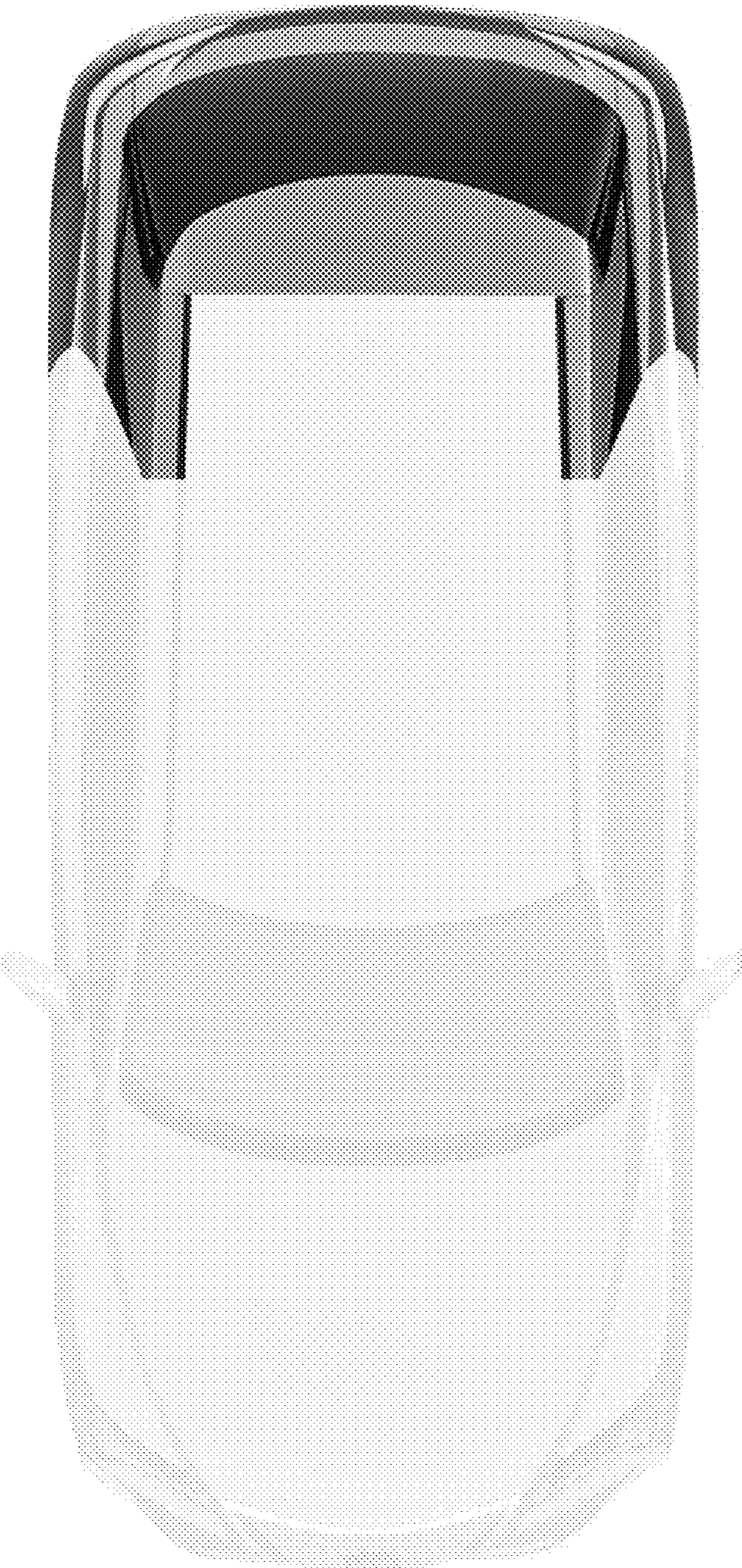


FIG. 9