



US00D779382S

(12) **United States Design Patent**
King

(10) **Patent No.:** **US D779,382 S**

(45) **Date of Patent:** **** Feb. 21, 2017**

(54) **VEHICLE TOW PLATFORM**

(71) Applicant: **Roy L. King**, Mooresboro, NC (US)

(72) Inventor: **Roy L. King**, Mooresboro, NC (US)

(**) Term: **15 Years**

(21) Appl. No.: **29/548,929**

(22) Filed: **Dec. 17, 2015**

(51) **LOC (10) Cl.** **12-10**

(52) **U.S. Cl.**
USPC **D12/106**

(58) **Field of Classification Search**
USPC D12/106, 100-105, 19, 219, 111-112;
D21/425, 435; D34/21-26, 12, 16-19
CPC B62D 35/02; B62D 35/00; A62B 3/005;
B60P 3/10; B60P 3/1033; E01F 15/14
See application file for complete search history.

(56) **References Cited**

U.S. PATENT DOCUMENTS

- 4,647,110 A * 3/1987 McKee B60P 1/32
298/1 A
- D335,267 S * 5/1993 Upshaw D12/221
- 5,651,657 A * 7/1997 Poindexter B60P 1/4442
187/222
- D515,464 S * 2/2006 DeShong D12/101
- 7,033,128 B2 * 4/2006 Poindexter B60P 1/4414
414/522
- D522,409 S * 6/2006 Wittkowski D12/101
- D561,648 S * 2/2008 Shelton D12/101

- D607,380 S * 1/2010 Lundin D12/106
- D648,656 S * 11/2011 Crane D12/101
- D695,647 S * 12/2013 Manley D12/101
- D706,175 S * 6/2014 Graham, II D12/101

* cited by examiner

Primary Examiner — Katrina A Betton

(74) *Attorney, Agent, or Firm* — J.M. Robertson, LLC


(57) **CLAIM**

The ornamental design for a vehicle tow platform, as shown and described.

DESCRIPTION

FIG. 1 is a perspective view of a vehicle tow platform showing the new design;
 FIG. 2 is a top view of the vehicle tow platform of FIG. 1;
 FIG. 3 is a bottom view of the vehicle tow platform of FIG. 1;
 FIG. 4 is a side view of the vehicle tow platform of FIG. 1;
 FIG. 5 is a side view of the vehicle tow platform of FIG. 1;
 FIG. 6 is a rear view of the vehicle tow platform of FIG. 1;
 and,
 FIG. 7 is a front view of the vehicle tow platform of FIG. 1.
 The shading and broken line portions of the disclosure are for illustrative purposes only and form no part of the claimed design.

1 Claim, 7 Drawing Sheets



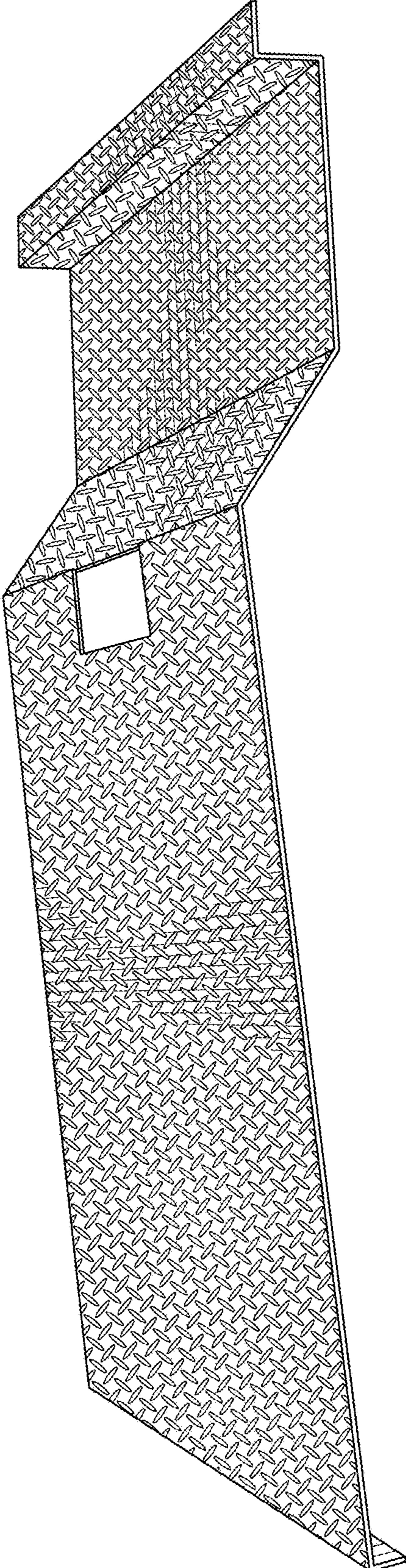


FIG. 1




FIG. 2

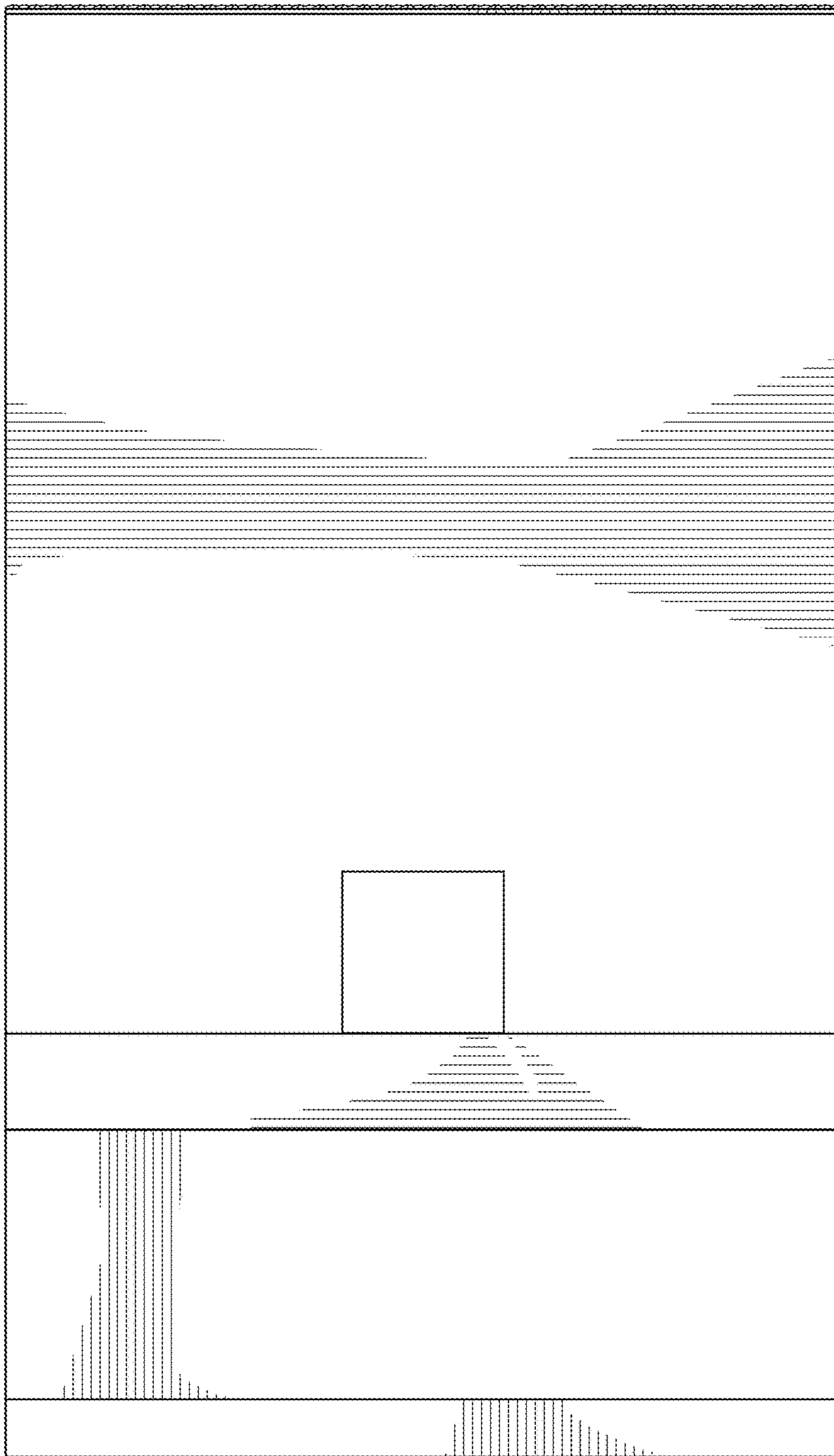


FIG. 3

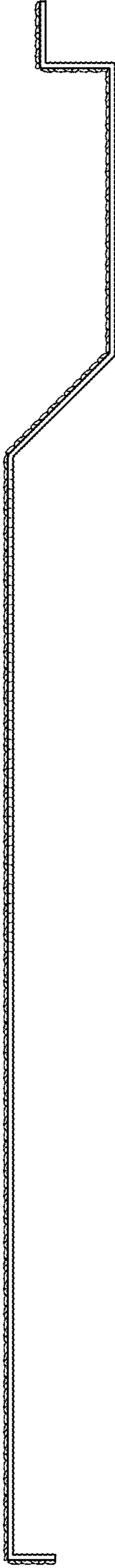


FIG. 4




FIG. 5

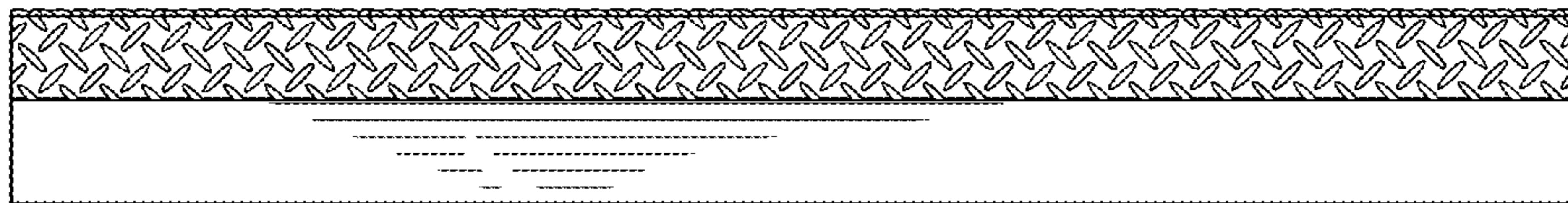


FIG. 6

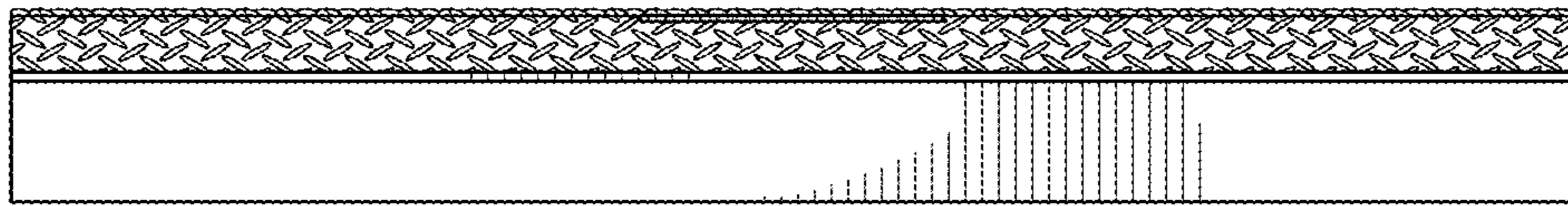


FIG. 7