



US00D779365S

(12) **United States Design Patent** (10) **Patent No.:** **US D779,365 S**
Fillon (45) **Date of Patent:** **** Feb. 21, 2017**

(54) **RING**
(71) Applicant: **Cartier International AG**, Steinhausen (CH)
(72) Inventor: **Arnaud Fillon**, Paris (FR)
(73) Assignee: **Cartier International AG**, Steinhausen (CH)

(**) Term: **15 Years**
(21) Appl. No.: **29/535,037**
(22) Filed: **Aug. 3, 2015**

(51) **LOC (10) Cl.** **11-01**
(52) **U.S. Cl.**
USPC **D11/26**
(58) **Field of Classification Search**
USPC D11/1-5, 22, 23, 26-39
CPC . A44C 15/005; A44C 15/0015; A44C 15/001;
A44C 15/0035; A44C 25/001; A44C
25/00; A44C 25/005; A44C 5/00; A44C
5/0015; A44C 5/0007; A44C
5/0084; A44C 5/12; A44C
5/142066; A44C 5/2076; A44C
13/00; A44C 11/002; A44C 9/00; A44C
9/003; A44C 9/0046; A44C
17/0233; A44C 17/04; A44C
27/006; A44C 7/00; A44C 7/002; A44C
23/00; A44D 2205/00

See application file for complete search history.

(56) **References Cited**

U.S. PATENT DOCUMENTS

D126,077 S * 3/1941 Kirschman D11/29
D152,108 S * 12/1948 Koven D11/34
D244,589 S * 6/1977 Rosenfeld D11/27
D423,392 S * 4/2000 Dyck D11/26
D443,548 S * 6/2001 Haquet D11/26
D444,094 S * 6/2001 Boehm D11/26
D454,514 S * 3/2002 Gruosi D11/34

D553,042 S * 10/2007 Grassi Damiani D11/5
D597,435 S * 8/2009 Gruosi D11/4
D630,541 S * 1/2011 Shimansky D11/26
D689,788 S * 9/2013 Gruosi D11/26
D743,832 S * 11/2015 Gruosi D11/1
D753,107 S * 4/2016 Magi D11/23

OTHER PUBLICATIONS

Crystal Studded Wavy Layered Stretch Ring, Artbox.com, published Mar. 30, 2014, online. Visited on Sep. 28, 2016. Internet URL:<“https://web.archive.org/web/20140330192106/http://www.artboxjewel.com/rings/crystal-studded-wavy-layered-stretch-ring_gold.html”>.*

Modern Wavy Wire Mesh Band .925 Sterling Silver Ring, earliest review on Mar. 7, 2013, online. Visited on Sep. 28, 2016. Internet URL:<“https://www.overstock.com/Worldstock-Fair-Trade/Modern-Wavy-Wire-Mesh-Band-.925-Sterling-Silver-Ring-Thailand/7744605/product.html”>.*

* cited by examiner

Primary Examiner — Cynthia Ramirez
Assistant Examiner — Llorellys Martinez-Rivera
(74) *Attorney, Agent, or Firm* — Taft Stettinius & Hollister LLP

(57) **CLAIM**

The ornamental design for a ring, as shown and described.

DESCRIPTION

FIG. 1 is a front elevation view of a ring showing my new design.

FIG. 2 is a rear elevation view of the ring of FIG. 1.

FIG. 3 is a right side elevation view of the ring of FIG. 1.

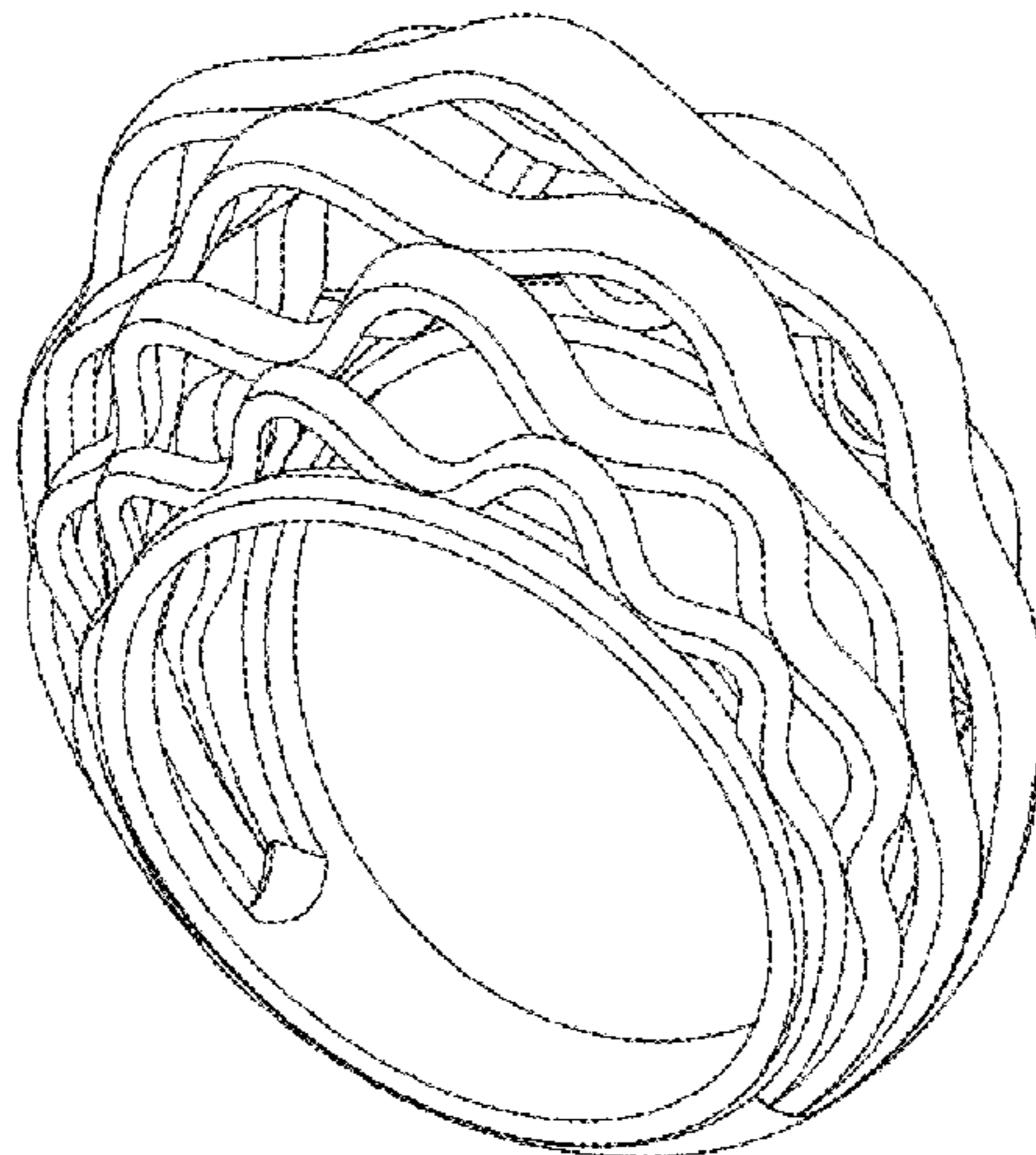
FIG. 4 is a left side elevation view of the ring of FIG. 1.

FIG. 5 is a top plan view of the ring of FIG. 1.

FIG. 6 is a bottom plan view of the ring of FIG. 1; and,

FIG. 7 is a top, right side perspective view of the ring of FIG. 1.

1 Claim, 1 Drawing Sheet



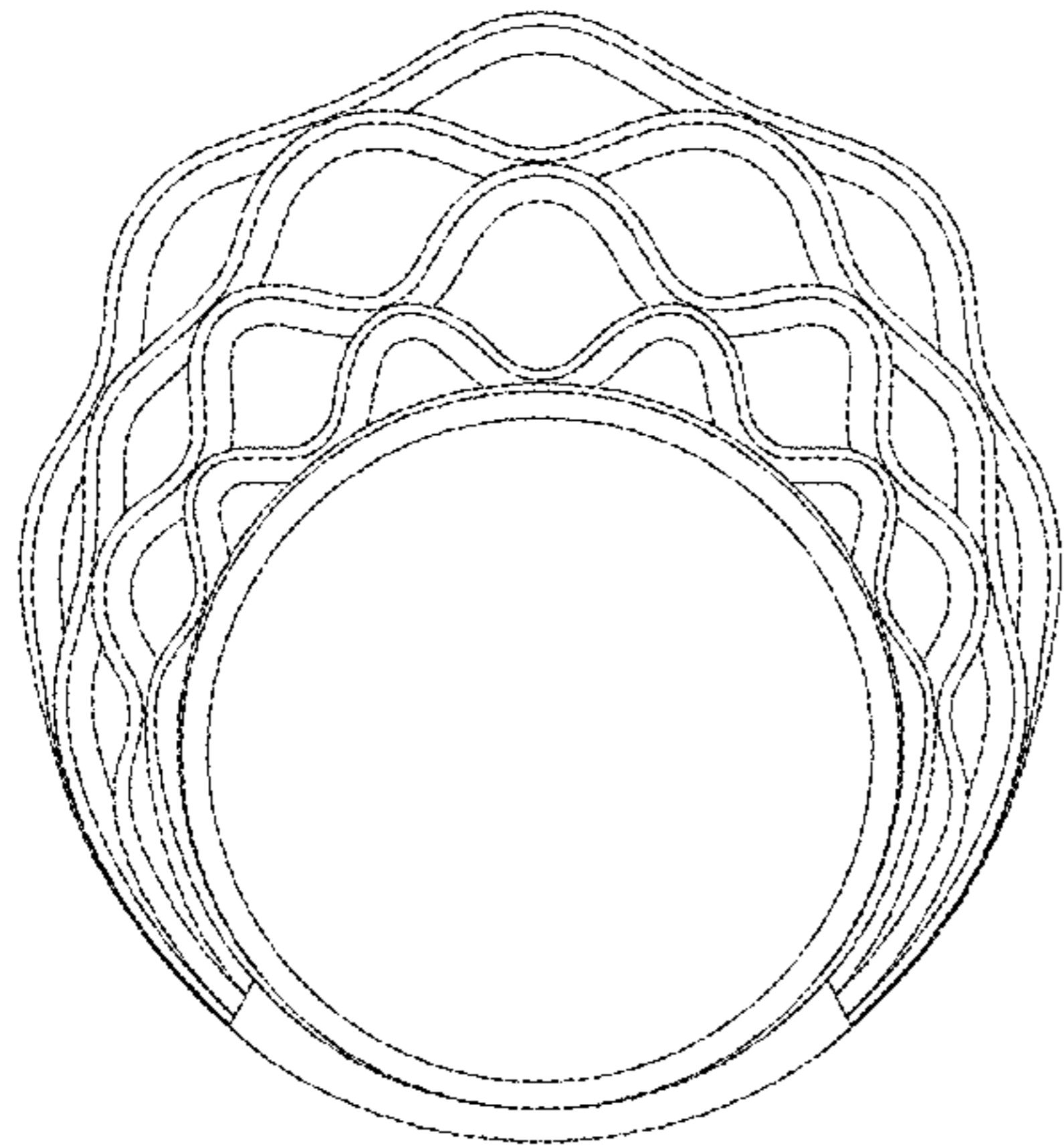


FIG 1

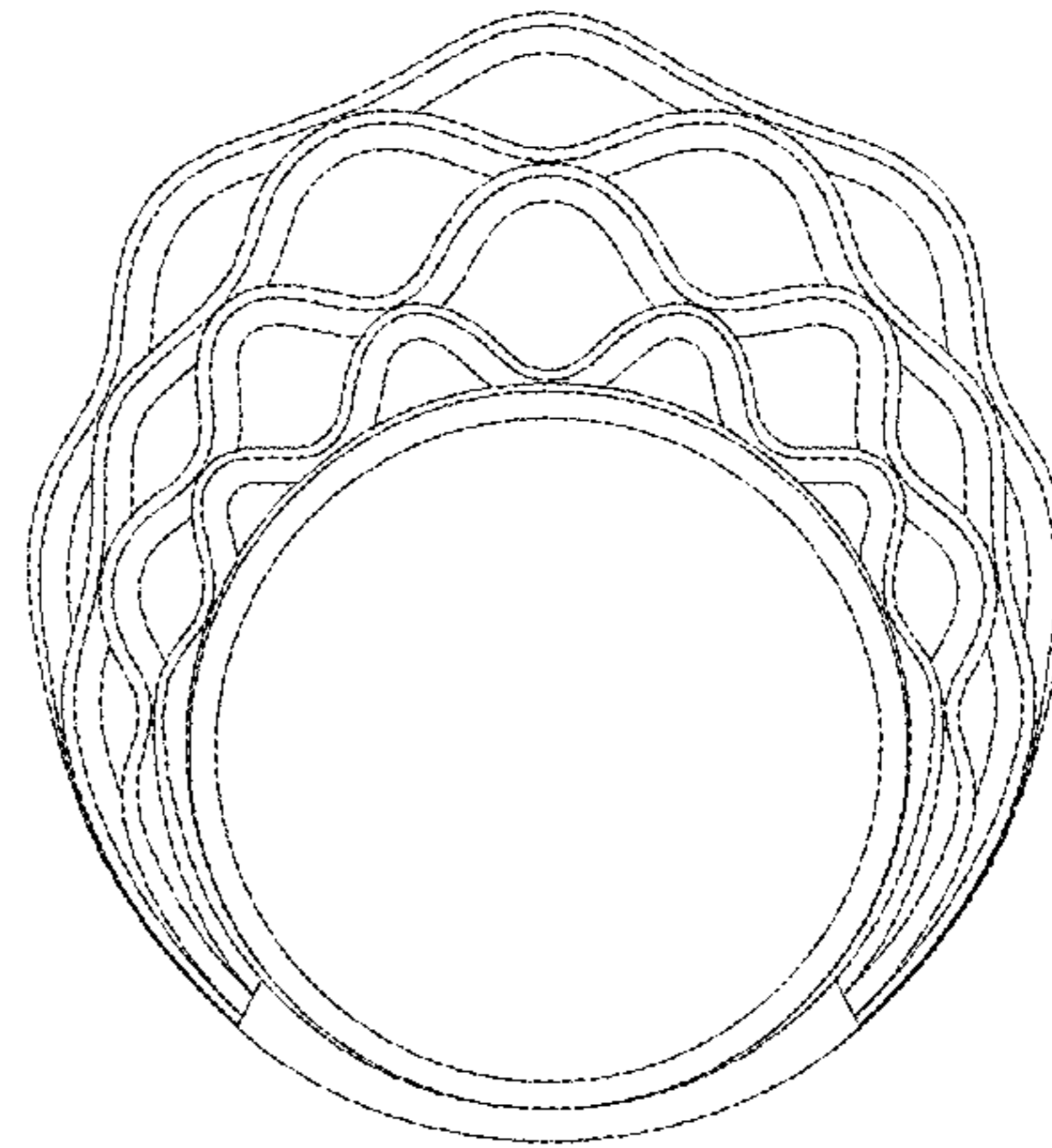


FIG 2

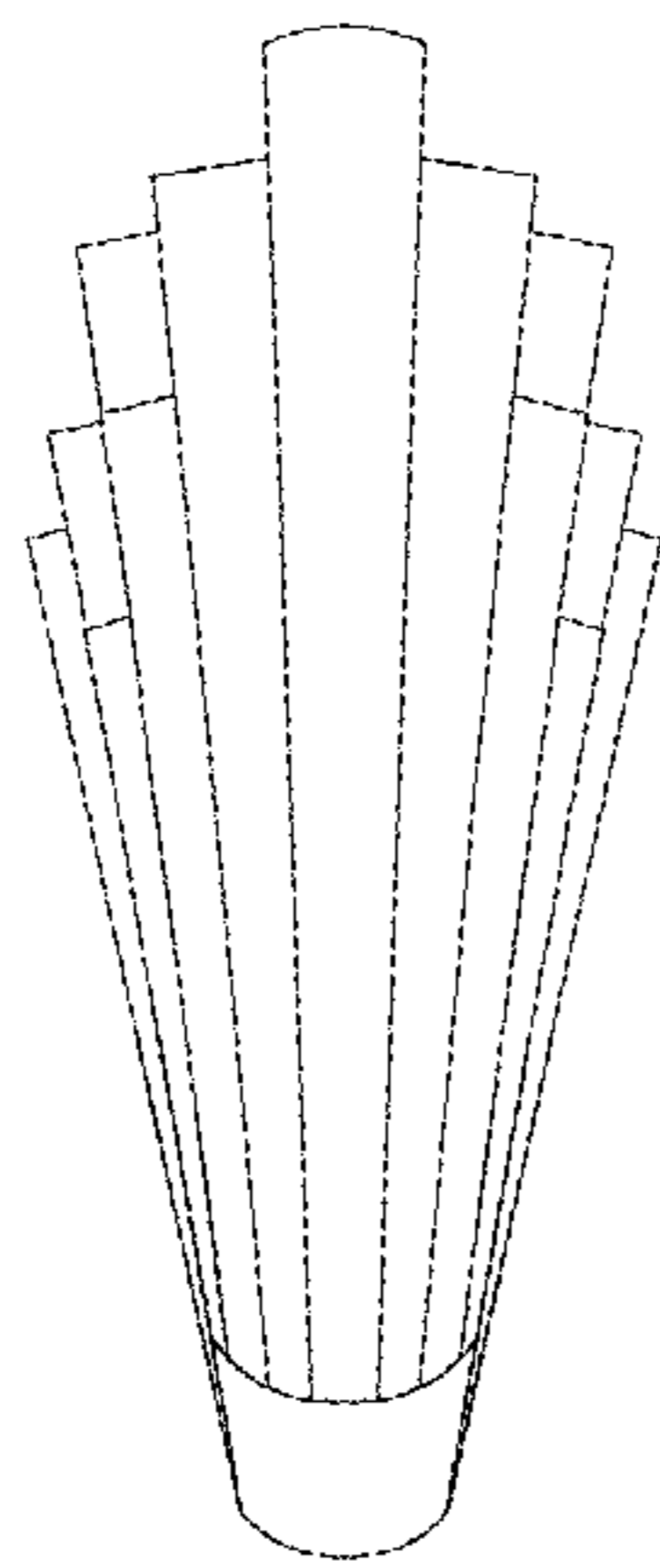


FIG 3

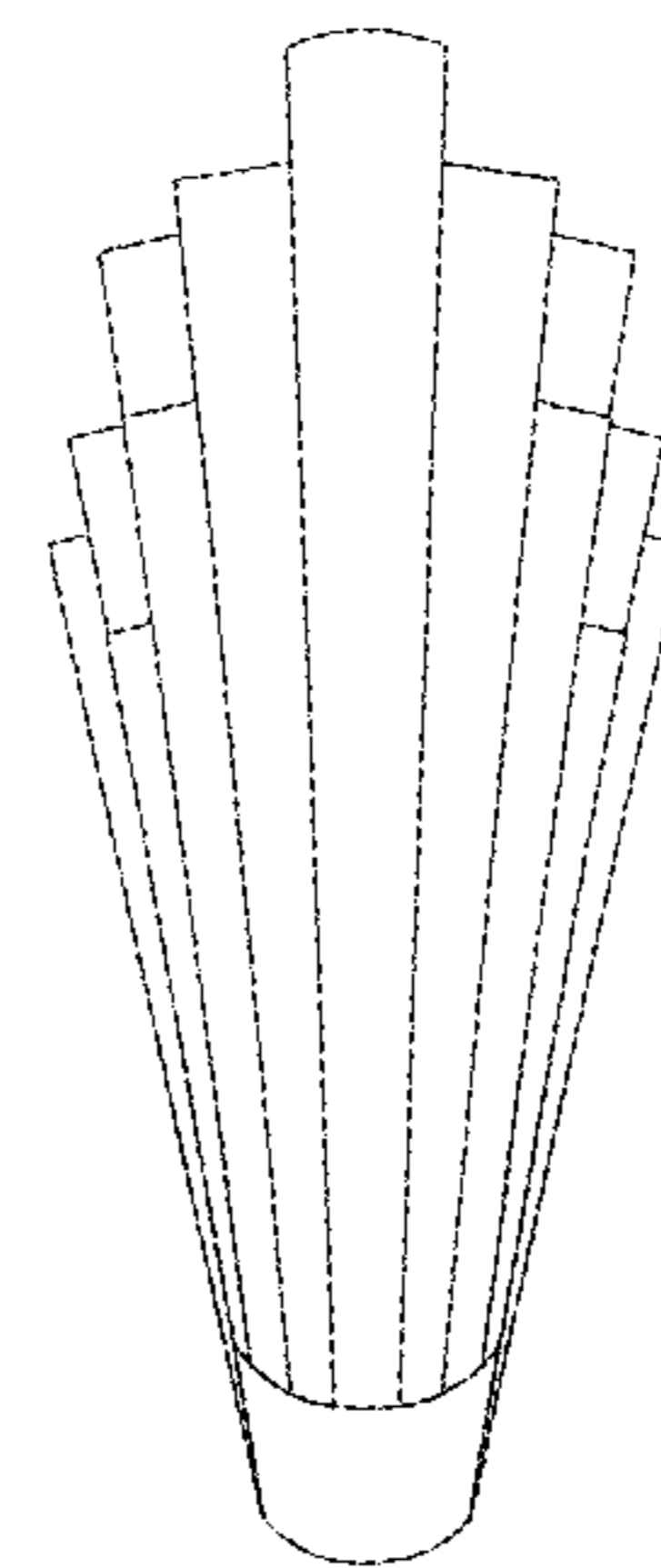


FIG 4

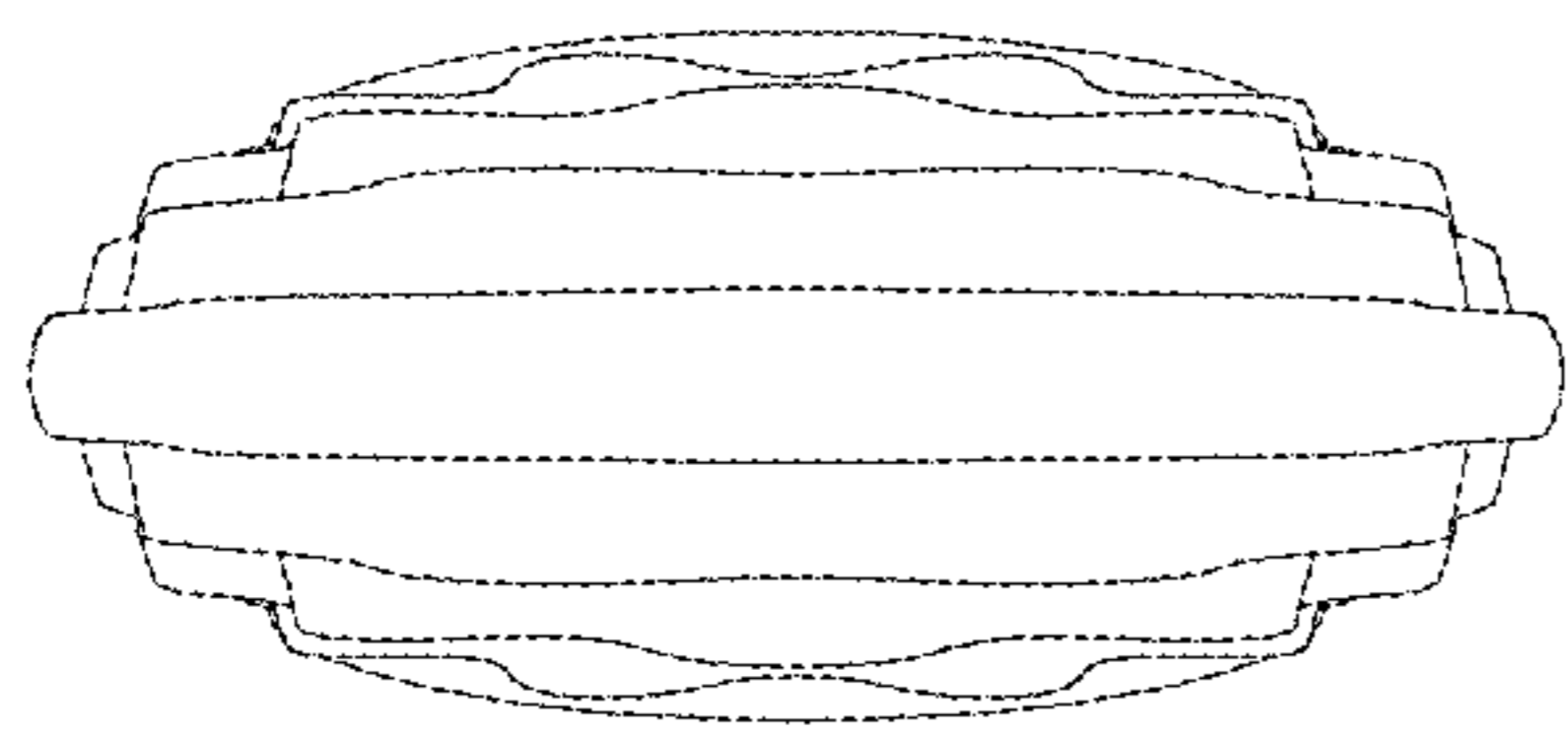


FIG 5

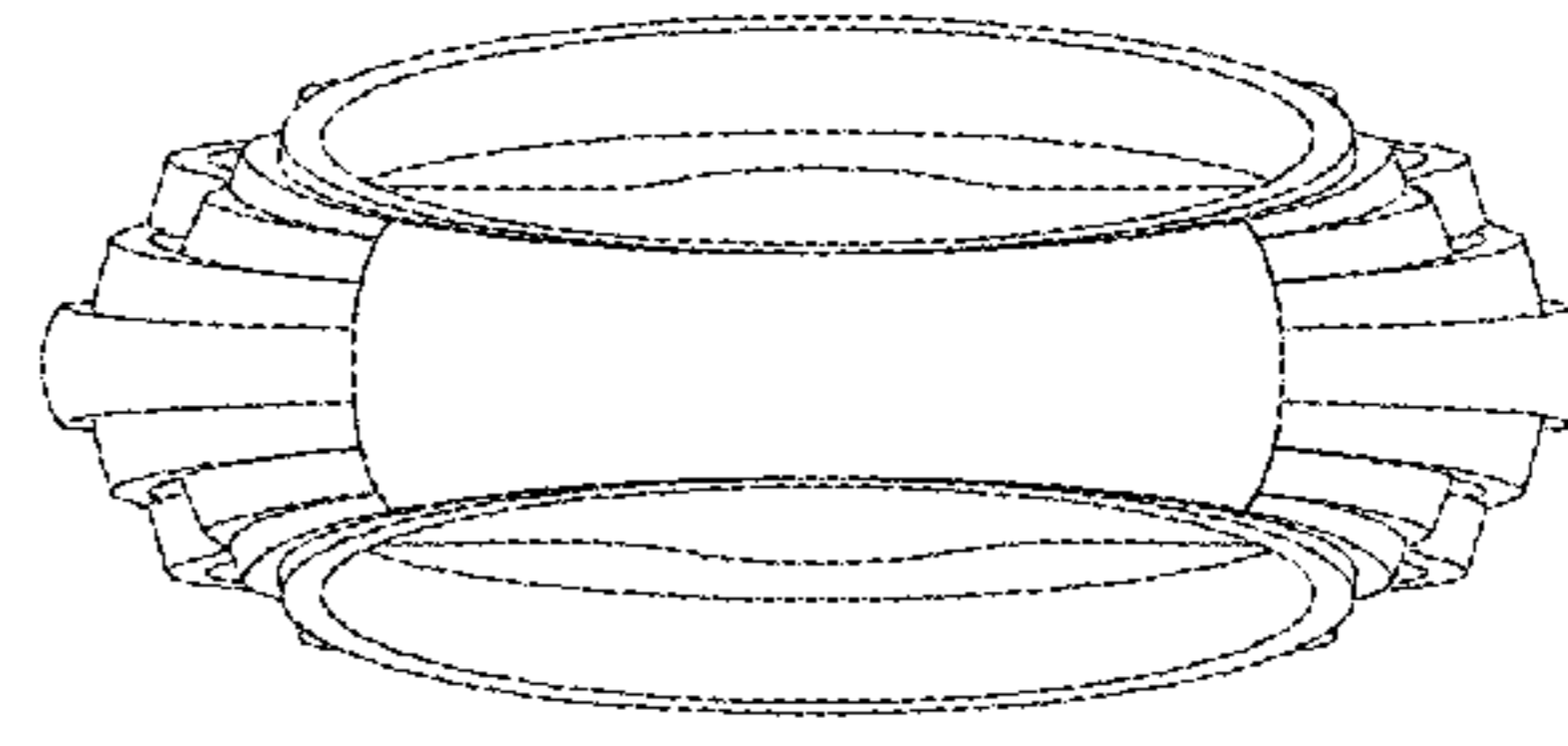


FIG 6

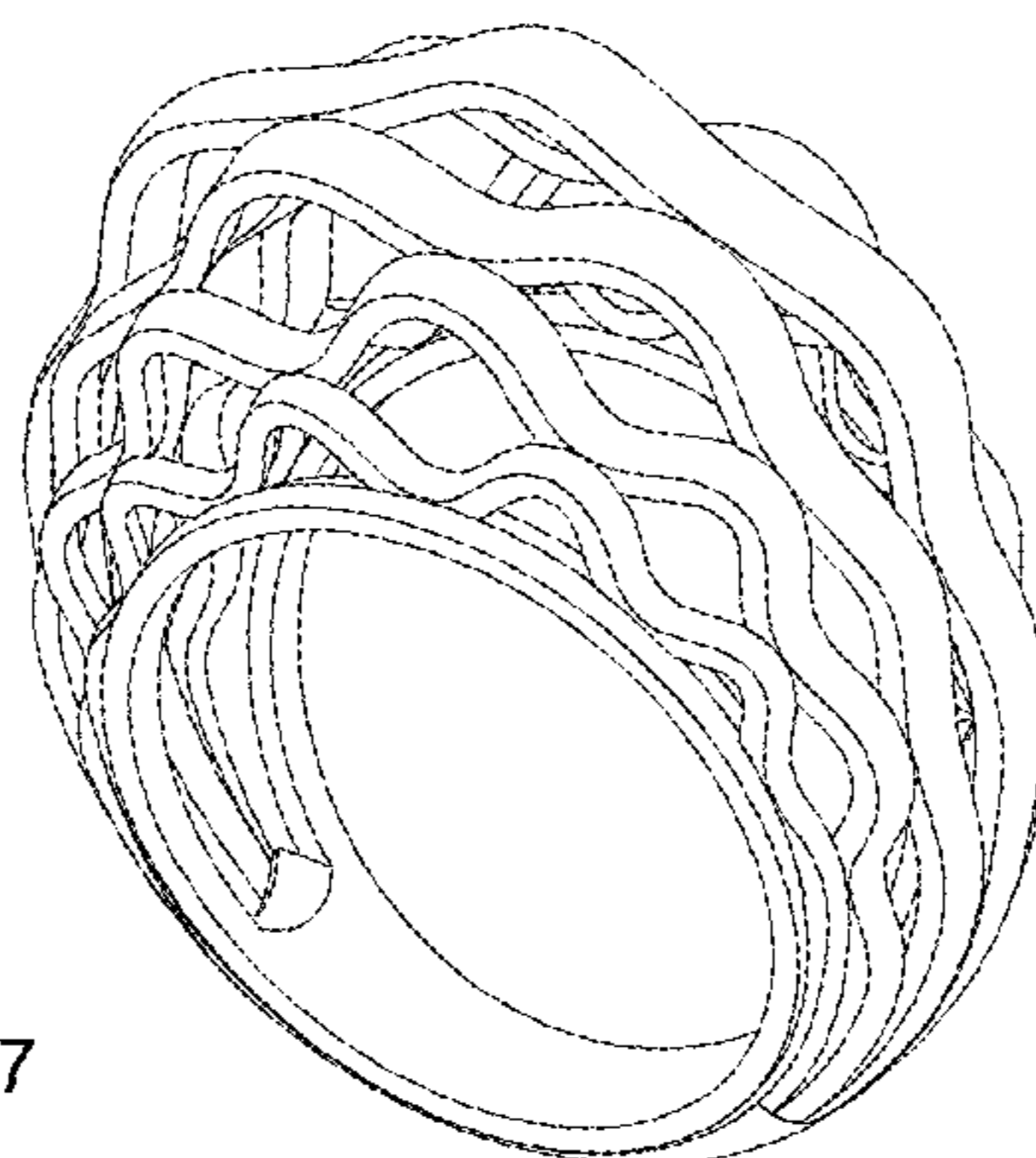


FIG 7