



US00D779363S

(12) **United States Design Patent** (10) **Patent No.:** **US D779,363 S**
Yatsugi-Kang (45) **Date of Patent:** **** Feb. 21, 2017**

(54) **BRACELET**

(71) Applicant: **HARRY WINSTON SA,**
Plan-les-Ouates (CH)
(72) Inventor: **Rie Yatsugi-Kang,** Cresskill, NJ (US)
(73) Assignee: **HARRY WINSTON SA,**
Plan-les-Ouates (CH)

(**) Term: **15 Years**

(21) Appl. No.: **29/559,604**

(22) Filed: **Mar. 30, 2016**

(30) **Foreign Application Priority Data**

Sep. 30, 2015 (WO) DM/087 694

(51) **LOC (10) Cl.** **11-01**

(52) **U.S. Cl.**
USPC **D11/16**

(58) **Field of Classification Search**

USPC D11/1-39, 43, 91, 92; 63/26-28

CPC A44C 9/00; A44C 9/0007; A44C 9/0015;

A44C 9/0023; A44C 9/003; A44C

9/0038; A44C 9/0046; A44C 9/0053;

A44C 9/0061; A44C 9/0069; A44C

9/0076; A44C 17/02; A44C 17/0208;

A44C 17/0216; A44C 17/0225; A44C

17/0233; A44C 17/0241; A44C 17/025;

A44C 17/0258; A44C 17/0266; A44C

17/0275; A44C 17/0283; A44C 17/0291;

A44C 5/00; A44C 5/0007; A44C 5/0015;

A44C 5/0023; A44C 5/003; A44C

5/0038; A44C 5/0046; A44C 5/0053;

A44C 5/0061; A44C 5/0069; A44C

5/0076; A44C 5/0084; A44C 5/0092

See application file for complete search history.

(56) **References Cited**

U.S. PATENT DOCUMENTS

D114,722 S * 5/1939 Philippe D11/6

D116,378 S * 8/1939 Philippe D11/10

D147,780 S * 11/1947 Bogoff D11/16
D151,869 S * 11/1948 Bogoff D11/16
D163,817 S * 7/1951 Philippe D11/12
D166,629 S * 4/1952 Philippe D11/16
D169,101 S * 3/1953 Philippe D11/6
D169,218 S * 3/1953 Philippe D11/16
D172,434 S * 6/1954 Philippe D11/14
D173,349 S * 11/1954 Katz D11/16
D173,350 S * 11/1954 Katz D11/14
D176,685 S * 1/1956 Katz D11/16

(Continued)

OTHER PUBLICATIONS

[Online] http://www.harrywinston.com/sites/default/files/styles/product_slide/public/jewelry-img/BRDPBALGSCL-282758-blue-11_Masked.png?itok=IryJJZbY. Retrieved Oct. 27, 2016.*

Primary Examiner — Melanie Pellegrini

(74) *Attorney, Agent, or Firm* — Donald J. Ranft; Collen IP

(57) **CLAIM**

The ornamental design for a bracelet, as shown and described.

DESCRIPTION

FIG. 1 is a front left perspective view of a bracelet showing my new design;

FIG. 2 is a front view thereof;

FIG. 3 is a rear view thereof;

FIG. 4 is a left side view thereof;

FIG. 5 is a right side view thereof;


FIG. 6 is a top view thereof;

FIG. 7 is a bottom view thereof; and,

FIG. 8 is a rear left perspective view thereof.

The gemstones shaded in grey have an appearance which contrasts with the gemstones that do not have grey shading.

1 Claim, 5 Drawing Sheets



(56)

References Cited

U.S. PATENT DOCUMENTS

D176,687 S *	1/1956	Katz	D11/16
D176,867 S *	2/1956	Katz	D11/16
D177,402 S *	4/1956	Katz	D11/16
D178,403 S *	7/1956	Katz	D11/7
D730,231 S *	5/2015	Kwon	D11/16
D753,009 S *	4/2016	Yatsugi-Kang	D11/16
D759,531 S *	6/2016	Yatsugi-Kang	D11/8
D759,537 S *	6/2016	Yatsugi-Kang	D11/66

* cited by examiner

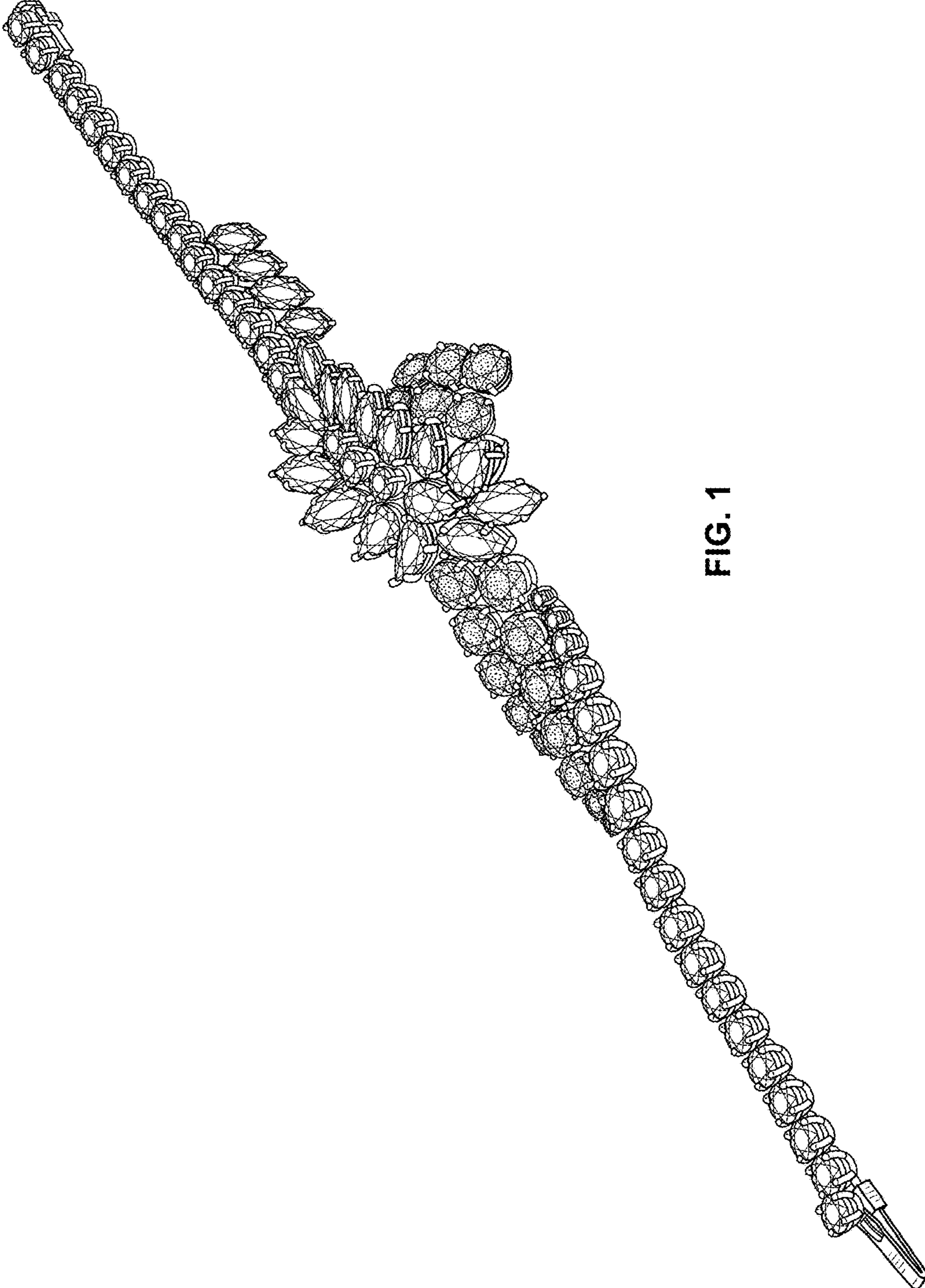


FIG. 1

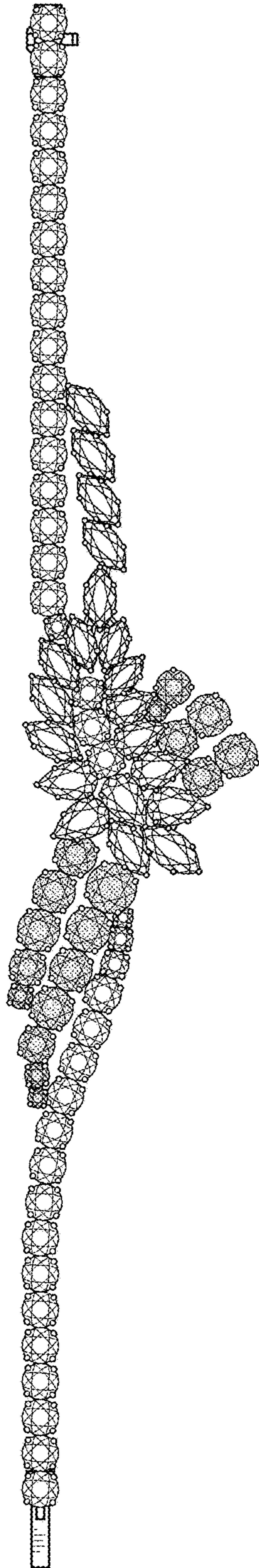


FIG. 2



FIG. 3




FIG. 4

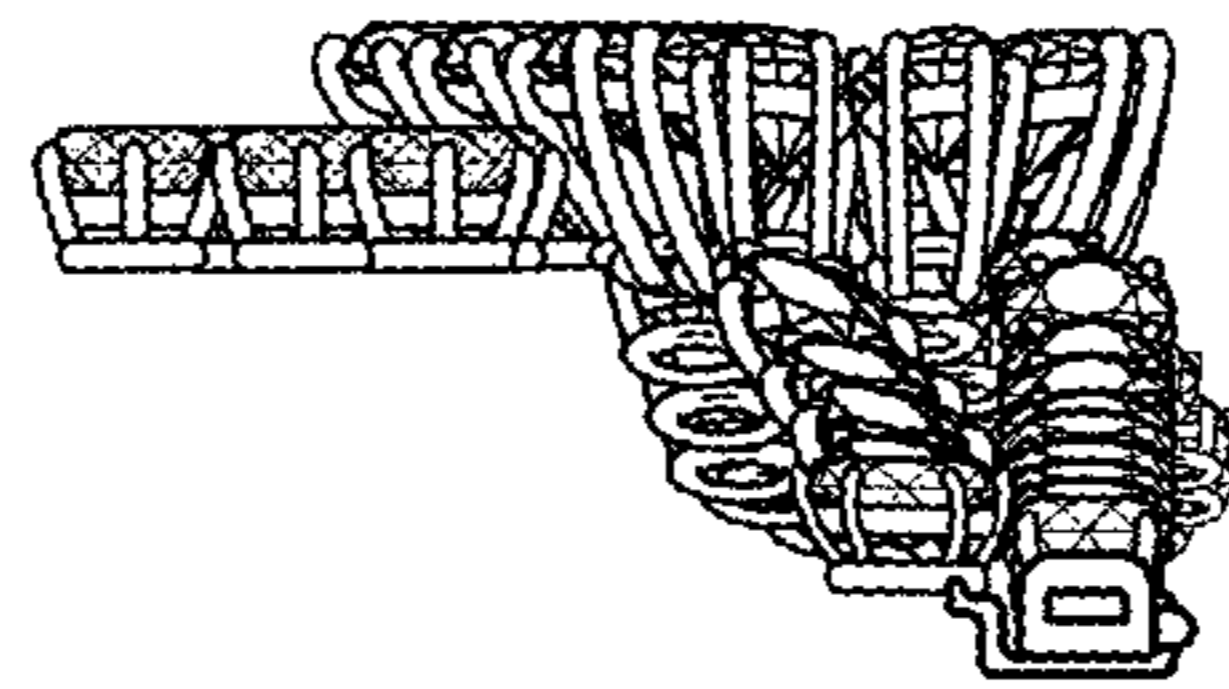


FIG. 5

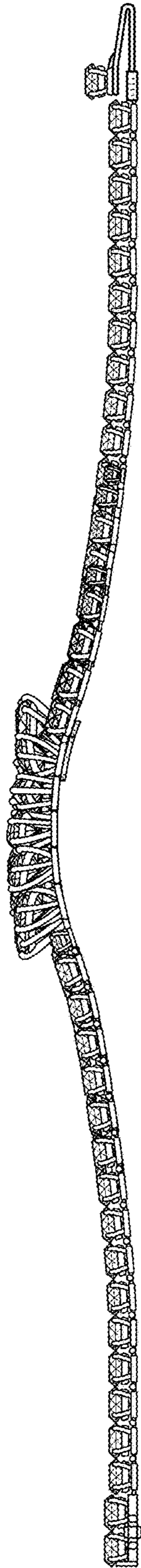


FIG. 6

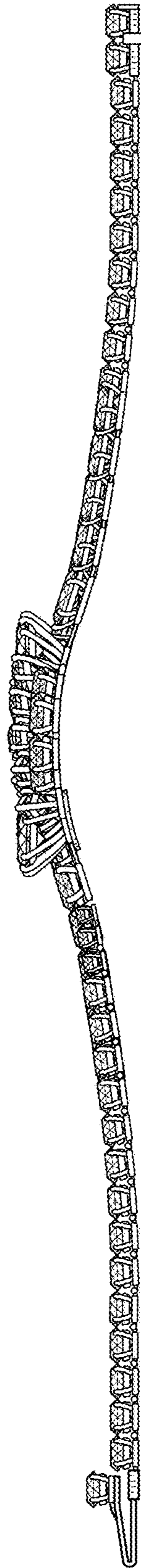


FIG. 7

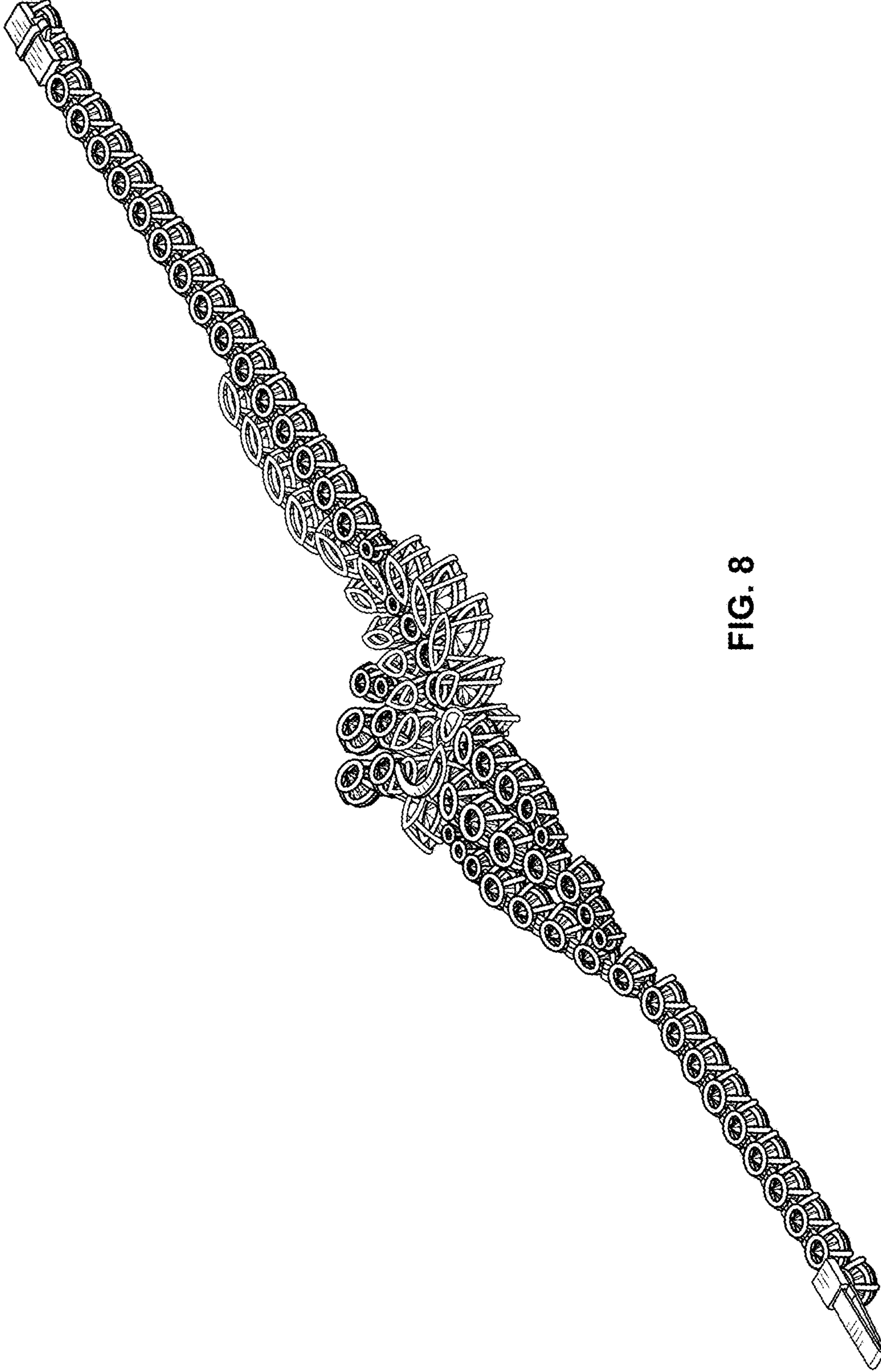


FIG. 8