



US00D779356S

(12) **United States Design Patent** (10) **Patent No.:** **US D779,356 S**  
**Thumm** (45) **Date of Patent:** **\*\* Feb. 21, 2017**

(54) **WATCH BAND**

(71) Applicant: **Bulova Corporation**, Woodside, NY  
(US)

(72) Inventor: **Gregory Thumm**, White Plains, NY  
(US)

(73) Assignee: **Bulova Corporation**, Woodside, NY  
(US)

(\*\*) Term: **14 Years**

(21) Appl. No.: **29/506,899**

(22) Filed: **Oct. 21, 2014**

(51) **LOC (10) Cl.** ..... **11-01**

(52) **U.S. Cl.**  
USPC ..... **D11/3**

(58) **Field of Classification Search**  
USPC ..... D11/1-26; D10/70, 98, 30, 31, 32, 38;  
D24/167; D14/344

CPC ..... A44C 5/00; A44C 5/0007; A44C 5/0015;  
A44C 5/0023; A44C 5/003; A44C  
5/0038; A44C 5/0053; A44C 5/0061;  
A44C 5/0069; A44C 5/0076; A44C  
5/0084; A44C 5/0092; A44C 5/20; A61B  
5/02405

See application file for complete search history.

(56) **References Cited**

**U.S. PATENT DOCUMENTS**

D141,753 S \* 7/1945 Du Bois ..... D11/3  
D333,446 S \* 2/1993 Butler ..... D11/19  
D336,866 S \* 6/1993 Tasou ..... D11/12  
D346,132 S \* 4/1994 McNally ..... D11/101

D349,257 S \* 8/1994 Polenberg ..... D11/3  
D386,696 S \* 11/1997 Walch ..... D10/34  
D651,931 S \* 1/2012 Molik ..... D11/3  
D726,056 S \* 4/2015 Riddiford ..... D11/3  
D737,715 S \* 9/2015 Coin ..... D11/3

**OTHER PUBLICATIONS**

[Online] [http://image.rakuten.co.jp/asr/cabinet/diesel3/dz5433\\_1.jpg](http://image.rakuten.co.jp/asr/cabinet/diesel3/dz5433_1.jpg). Retrieved May 24, 2016.\*

[Online] <http://www.ofrei.com/images/rmodstud1.jpg>. Retrieved May 24, 2016.\*

\* cited by examiner

*Primary Examiner* — Melanie Pellegrini

(74) *Attorney, Agent, or Firm* — Locke Lord LLP;  
Christopher J. Capelli; Joshua L. Jones

(57) **CLAIM**

The ornamental design for a watch band, as shown and described.

**DESCRIPTION**

FIG. 1 is a perspective view of a watch band, shown in an environment of use;

FIG. 2 is a bottom plan view thereof, shown in an unclapsed position;

FIG. 3 is a front elevational view thereof, the rear elevational view being a mirror image thereof;

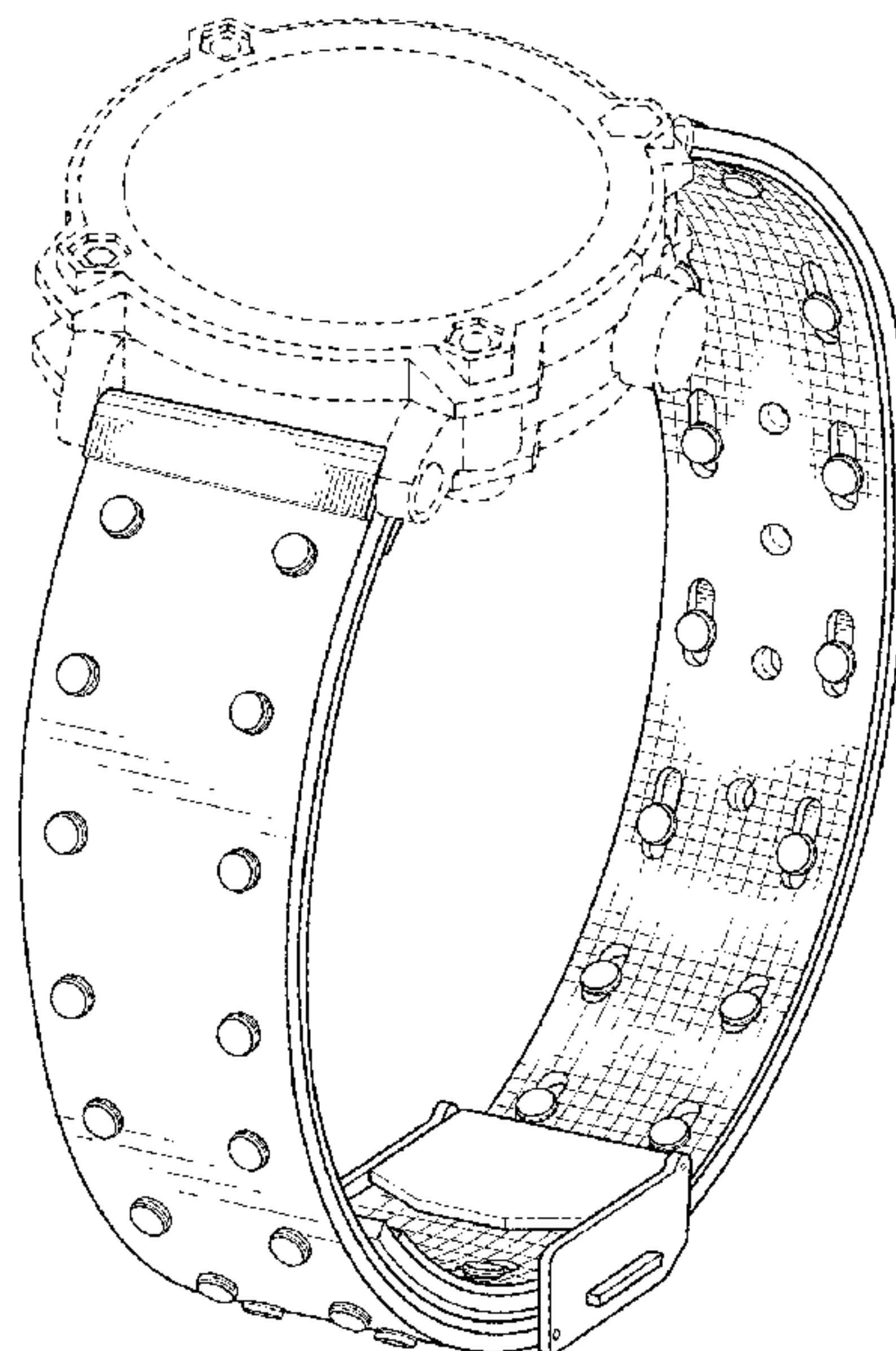
FIG. 4 is a top plan view thereof;

FIG. 5 is a left side elevational view thereof; and,

FIG. 6 is a right side elevational view thereof.

The broken lines in FIG. 1 showing a watch case represent environment and the broken lines shown in FIG. 2 show portions of the watch band which form no part of the claimed design.

**1 Claim, 3 Drawing Sheets**



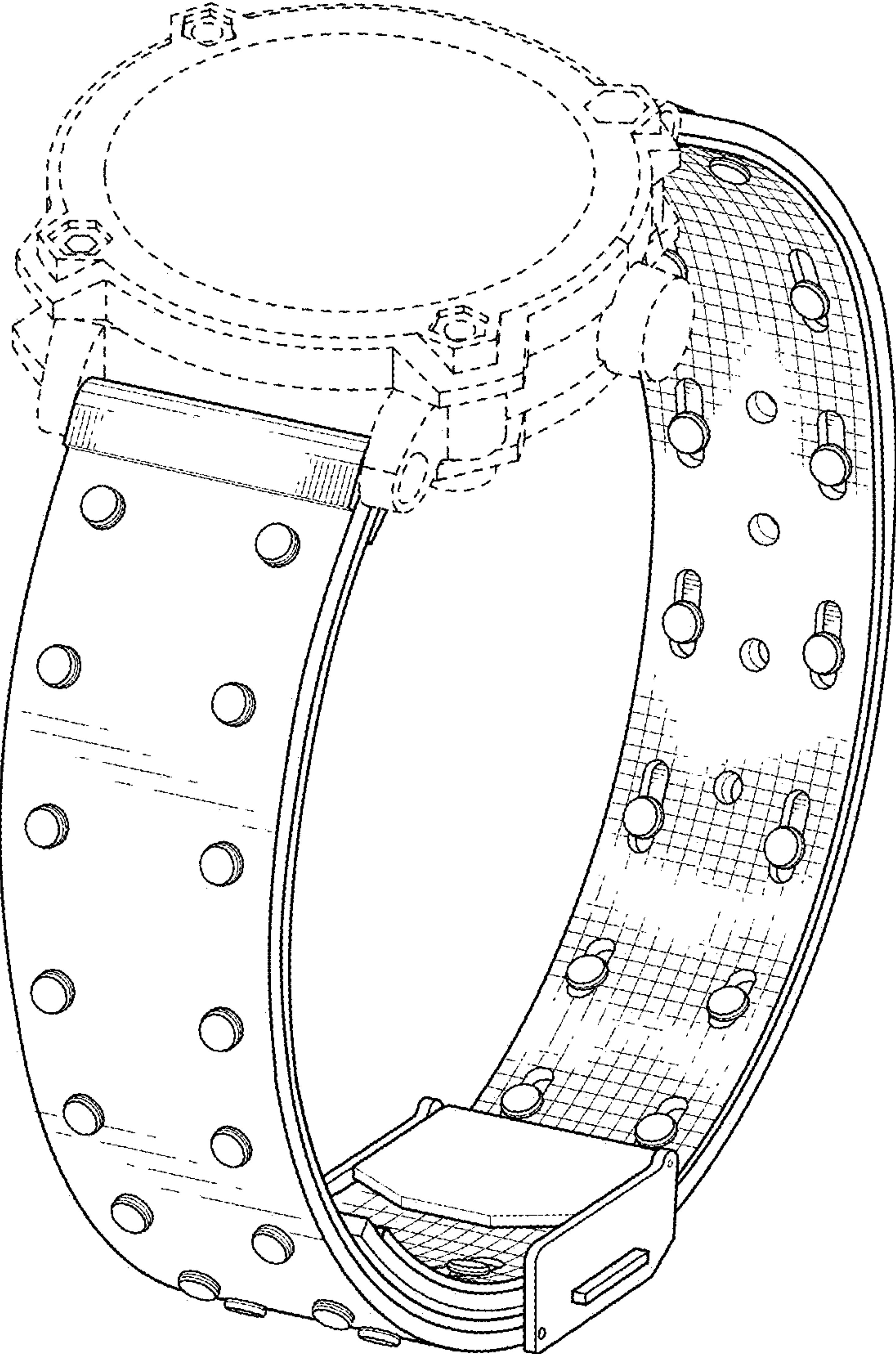


FIG. 1

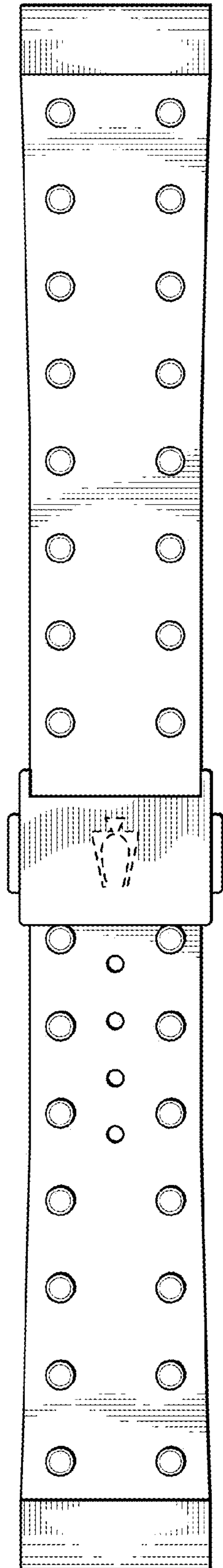


FIG. 2

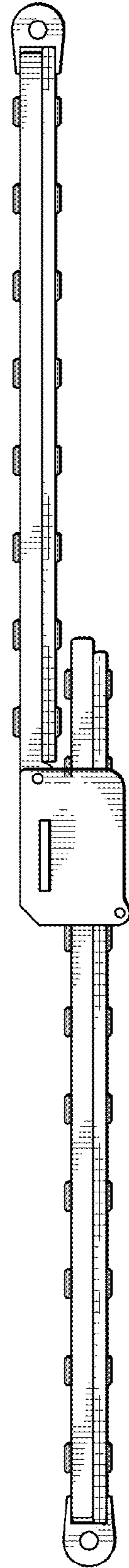


FIG. 3

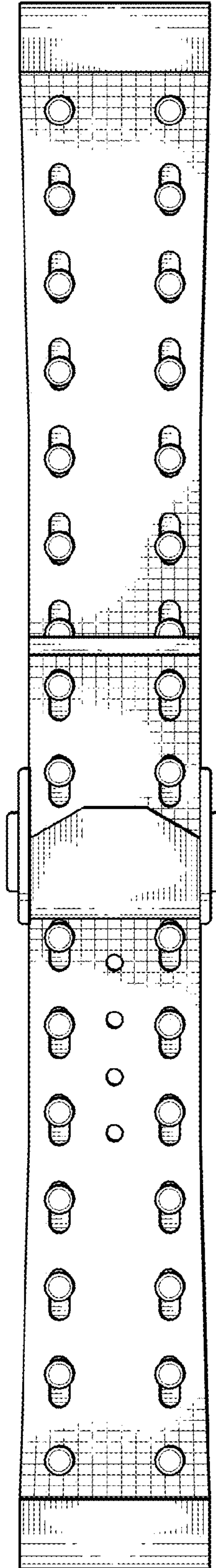


FIG. 4




FIG. 5

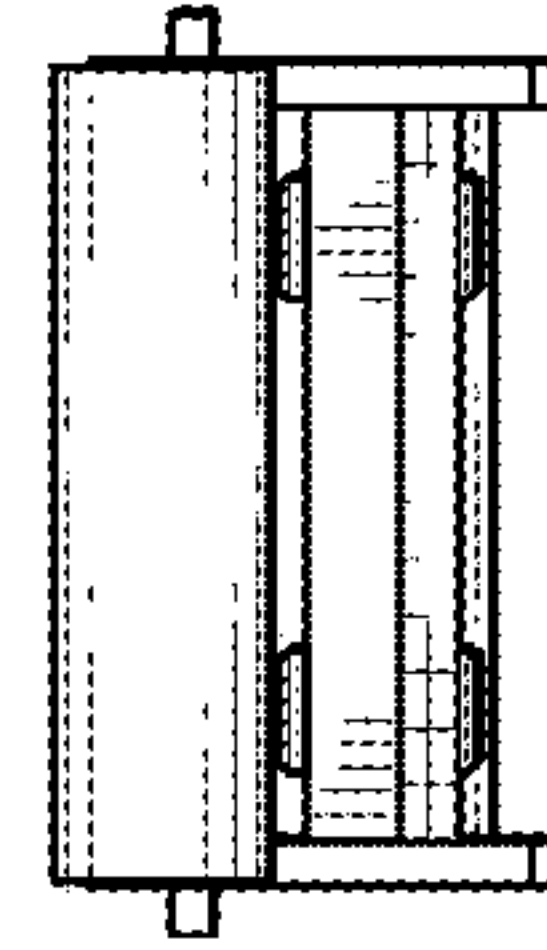


FIG. 6