



US00D779332S

(12) **United States Design Patent** (10) **Patent No.:** **US D779,332 S**
Zuzelski et al. (45) **Date of Patent:** **** Feb. 21, 2017**

(54) **CONTAINER**

(71) Applicant: **Access Business Group International LLC**, Ada, MI (US)

(72) Inventors: **Adam Zuzelski**, Rockford, MI (US);
Adam Simon, Cedar Springs, MI (US);
Sean T. Eurich, Holland, MI (US)

(73) Assignee: **Access Business Group International LLC**, Ada, MI (US)

(**) Term: **15 Years**

(21) Appl. No.: **29/547,670**

(22) Filed: **Dec. 7, 2015**

(51) **LOC (10) Cl.** **09-01**

(52) **U.S. Cl.**

USPC **D9/540**; D9/658

(58) **Field of Classification Search**

USPC D9/435-436, 438, 439, 442, 446-447,
D9/449, 500-505, 509-511, 513, 516,
D9/520-523, 526-531, 533, 536-545,
D9/549-551, 552, 554, 556-560, 565,
D9/567, 569, 570-575, 600-602,
D9/655-664, 682, 686, 688-692, 695,
D9/699, 723-729, 745-746, 774, 776;
D7/300, 300.1, 540, 601-602; D11/143,
D11/152, 153; 206/494, 457, 527;
215/373, 379, 381-385, 370-371, 400,
215/10, 396, 398; 220/660, 662,
220/669-673, 675, 890; 229/116.1

CPC B65D 2501/00; B65D 2501/0009;
B65D 2501/0018; B65D 23/00; B65D
23/10; B65D 23/102; B65D 25/28; B65D
25/2882; B65D 25/2885; B65D 25/2897;
B65D 1/0261; B65D 2203/02; B65D
1/44; B65D 2501/0027; B65D 2501/0081;
B65D 1/0246; B65D 1/0223; B65D 1/32;
B65D 1/40; B65D 47/0804; B65D
47/0809; B65D 47/0814; A45D
33/00; A45D 33/003; A45D 33/006;
A45D 33/02; A45D 33/025; A45D 33/18;

A45D 33/22; A45D 34/00; A45D 34/02;
A45D 2034/007; A45D 40/40; A45D
40/0068; A45D 40/0075; A45D 2040/12;
A45D 2200/05; A45D 2200/051; A45D
2200/052; A45D 2200/053

See application file for complete search history.

(56) **References Cited**

U.S. PATENT DOCUMENTS

D95,220 S 4/1935 Brekke
D132,699 S 6/1942 Ireys
(Continued)

FOREIGN PATENT DOCUMENTS

CN 1341217 1/2010
CN 1860689 7/2011
(Continued)

Primary Examiner — Catherine Tuttle

Assistant Examiner — Mary Malley

(74) *Attorney, Agent, or Firm* — Warner Norcross and
Judd, LLP

(57) **CLAIM**

The ornamental design for the container, as shown and
described.

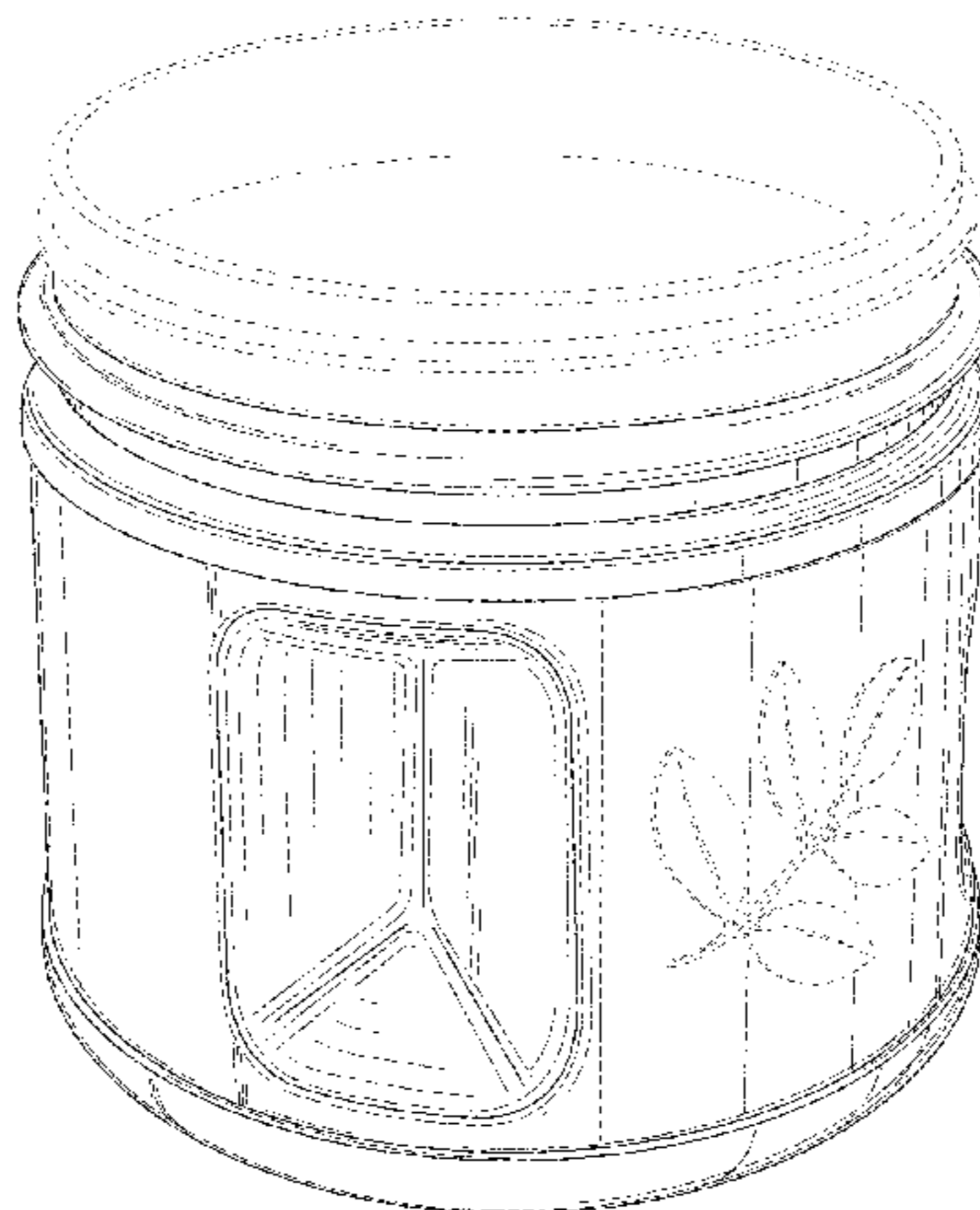
DESCRIPTION

FIG. 1 is a perspective view of the container embodying the
new design;
FIG. 2 is a rear view thereof;
FIG. 3 is a front view thereof;
FIG. 4 is a left side view thereof;
FIG. 5 is a right side view thereof;
FIG. 6 is a top view thereof; and,
FIG. 7 is a bottom view thereof.

FIGS. 1-7 show features of a container in phantom lines.
These features are shown for environmental purposes and do
not form any part of the claimed design.

The broken lines showing features of the container are
included for the purpose of illustrating environmental struc-

(Continued)



ture and form no part of the claimed design. The broken lines immediately adjacent to the solid line portions of the design form the boundary of the design and form no part of the claimed design.

1 Claim, 6 Drawing Sheets

(56)

References Cited

U.S. PATENT DOCUMENTS

D192,535 S	4/1962	Laudano
D216,459 S	1/1970	Vlitanen
D279,167 S	6/1985	Haney et al.
D318,011 S	7/1991	Biesecker
D318,798 S	8/1991	Biesecker
D319,011 S	8/1991	Biesecker
D319,584 S	9/1991	Biesecker
D387,672 S	12/1997	Biesecker
D411,740 S	6/1999	Kim
D422,493 S	4/2000	Clarke
D449,538 S	10/2001	Burleson et al.
D458,543 S	6/2002	Burleson et al.
D462,012 S	8/2002	Manderfield, Jr.
D464,879 S	10/2002	Meeker et al.
D465,153 S	11/2002	Meeker et al.
D473,142 S	4/2003	Beaver
D476,898 S	7/2003	Schuller et al.
D480,312 S	10/2003	Mungur et al.
D480,974 S	10/2003	Blank
D483,269 S	12/2003	Walsh et al.
D488,060 S	4/2004	Yourist
D500,679 S	1/2005	Walsh et al.
D507,184 S	7/2005	Beaver et al.
D511,101 S	11/2005	Nottingham et al.
D520,878 S	5/2006	Selvaggi et al.
D527,271 S	8/2006	Heisner et al.
D528,919 S	9/2006	Kipperman et al.

D530,616 S	10/2006	Kipperman et al.
D541,662 S	5/2007	Little et al.
D547,198 S	7/2007	Eaton et al.
D547,670 S	7/2007	Heisner
D560,508 S	1/2008	Lepoitevin
D586,222 S *	2/2009	Little D9/531
D586,223 S	2/2009	Little et al.
D588,008 S *	3/2009	Flanagan-Kent D9/531
D591,600 S	5/2009	Dorn et al.
7,726,500 B2 *	6/2010	Young B65D 23/106 215/383
7,770,752 B2 *	8/2010	Gruskin B65D 1/10 220/771
D623,954 S	9/2010	Hawry et al.
D625,194 S *	10/2010	Thierjung D9/540
D641,246 S *	7/2011	Maas D9/543
D651,093 S	12/2011	Van Rens
D666,061 S *	8/2012	Ying D7/629
D679,194 S *	4/2013	Green D9/540
D722,885 S *	2/2015	Mooney D9/543
2002/0195471 A1 *	12/2002	Nottingham B01F 15/00733 222/570
2007/0187420 A1 *	8/2007	Gruskin B65D 25/2897 220/771
2008/0029475 A1 *	2/2008	Scarola B65D 23/102 215/398
2011/0079576 A1 *	4/2011	Thierjung B65D 1/0223 215/384

FOREIGN PATENT DOCUMENTS

CN	1863199	7/2011
CN	1907203	8/2011
CN	1694566	10/2011
CN	301692632	* 10/2011
CN	ZL201030548227.2	10/2011
CN	303365695	* 9/2015
IN	246993-0001	* 3/2013
JP	D1464097	* 3/2013

* cited by examiner



Fig. 1

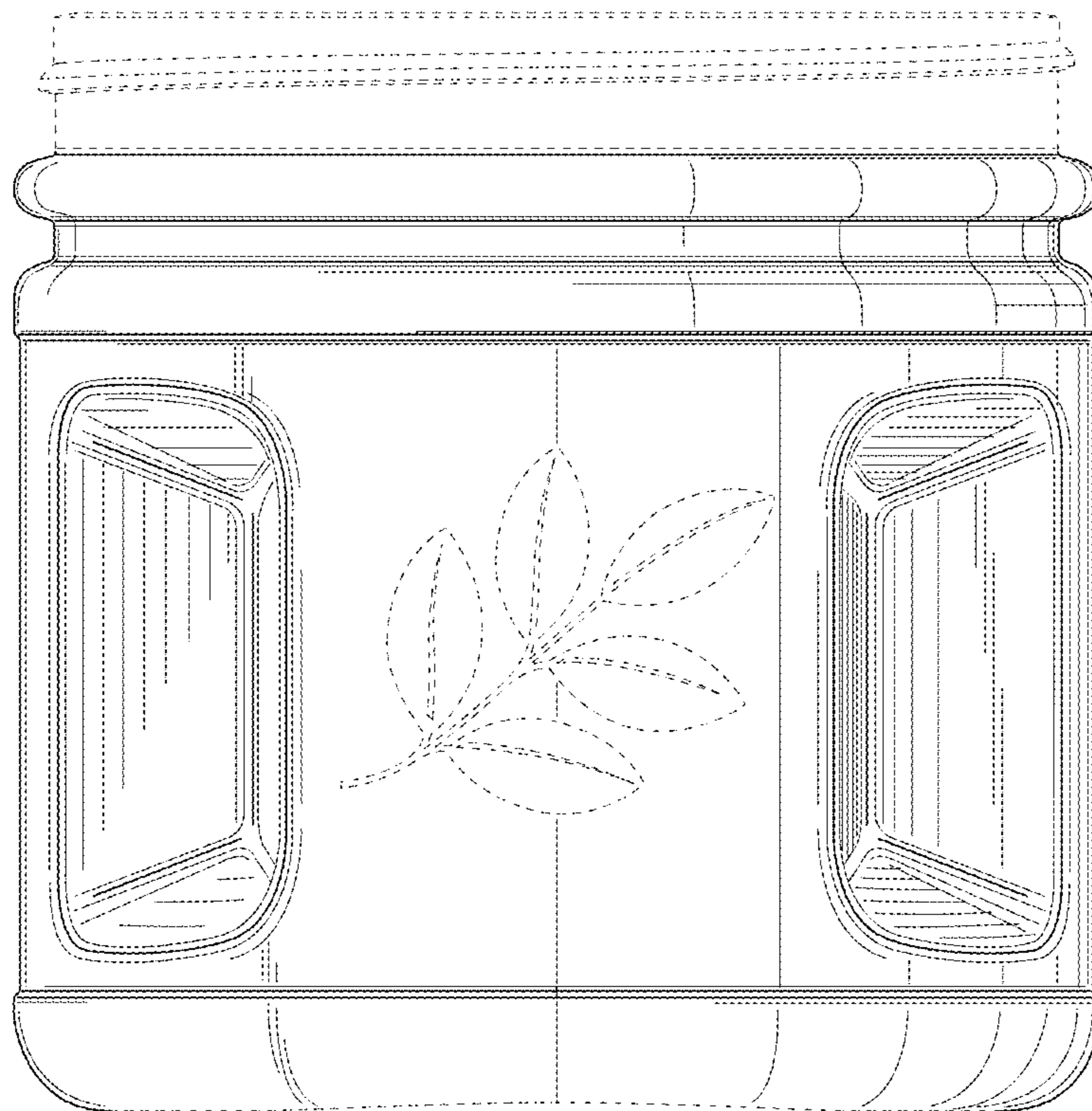


Fig. 2

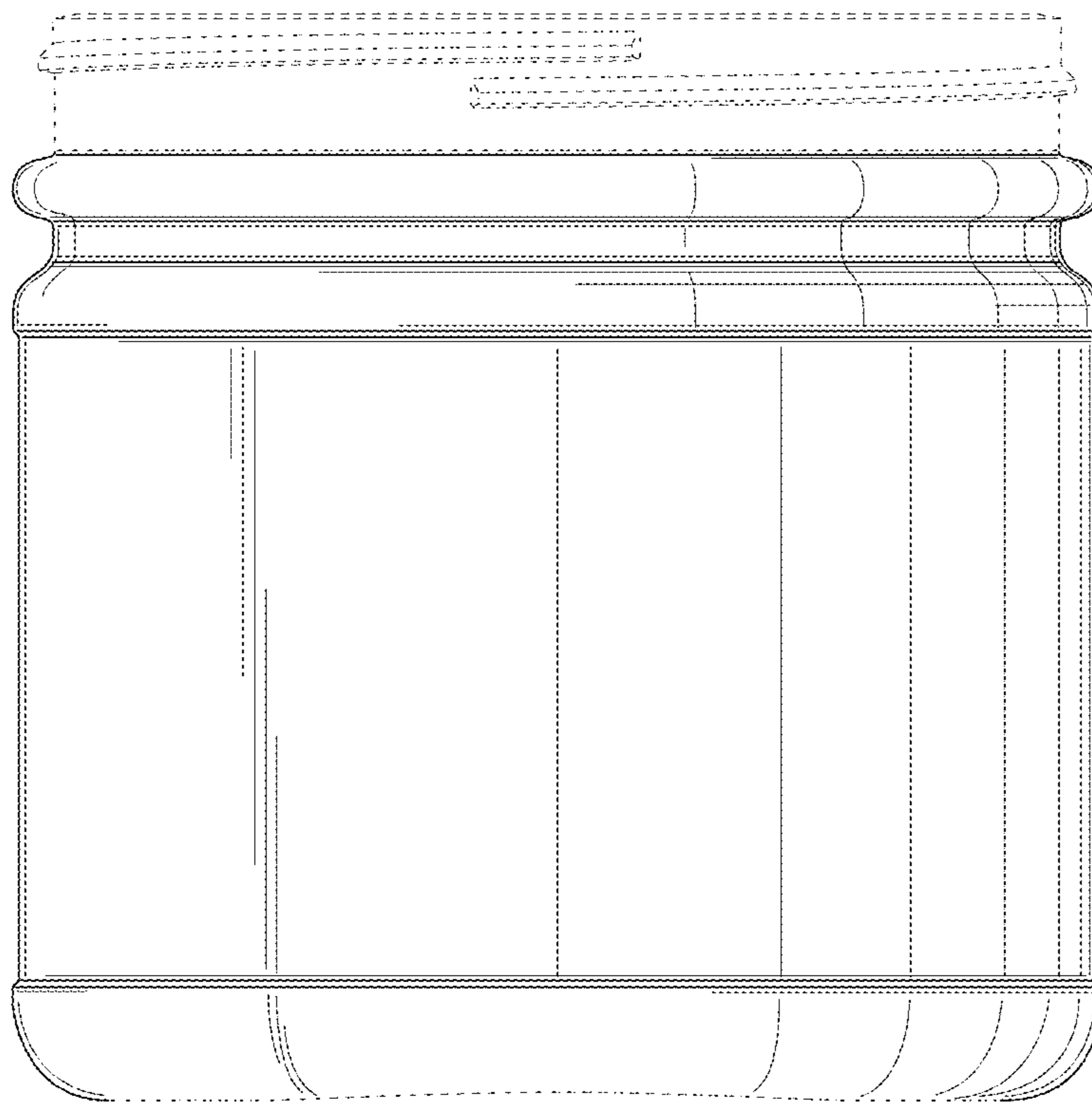


Fig. 3

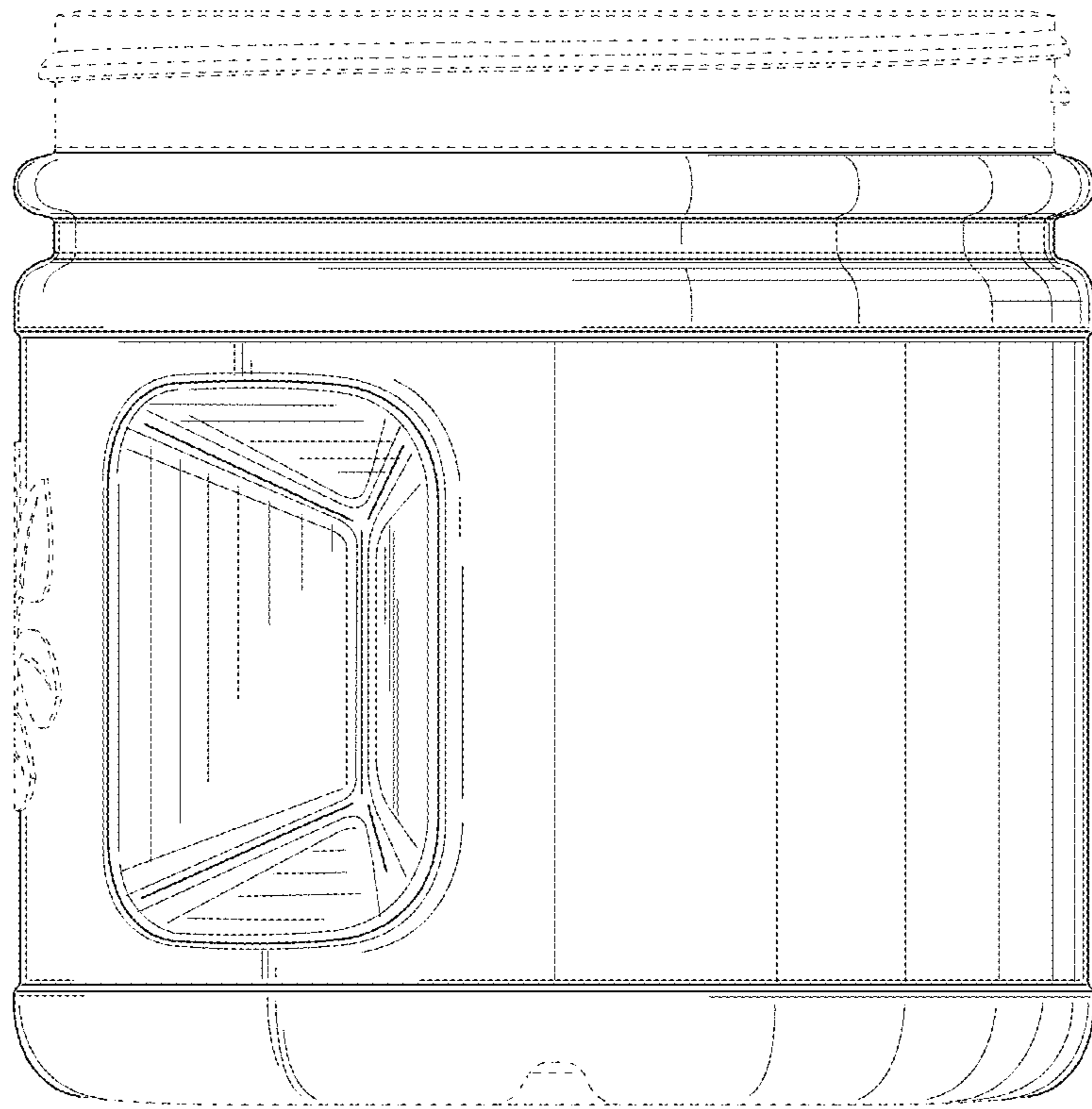


Fig. 4

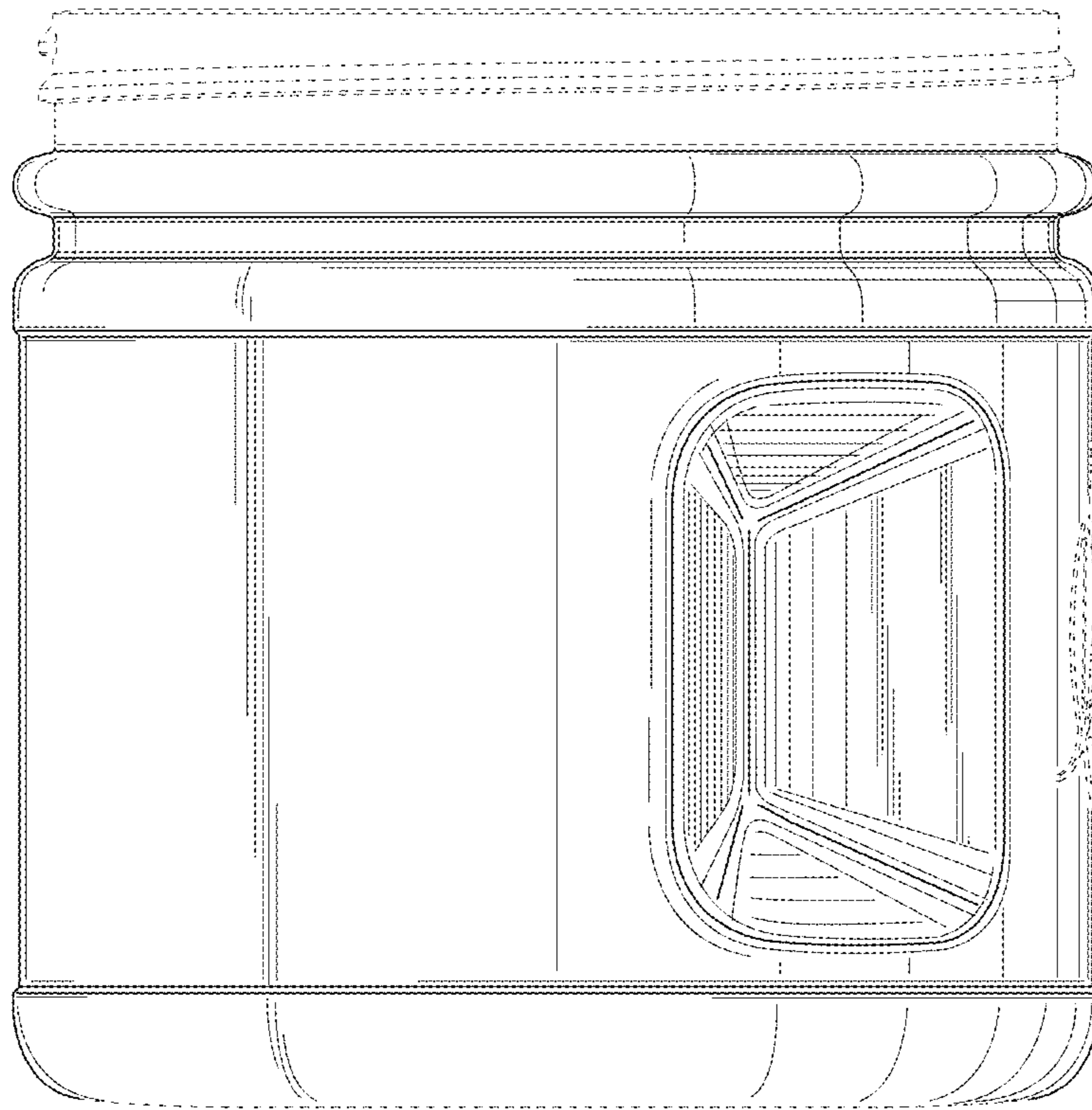


Fig. 5




Fig. 6

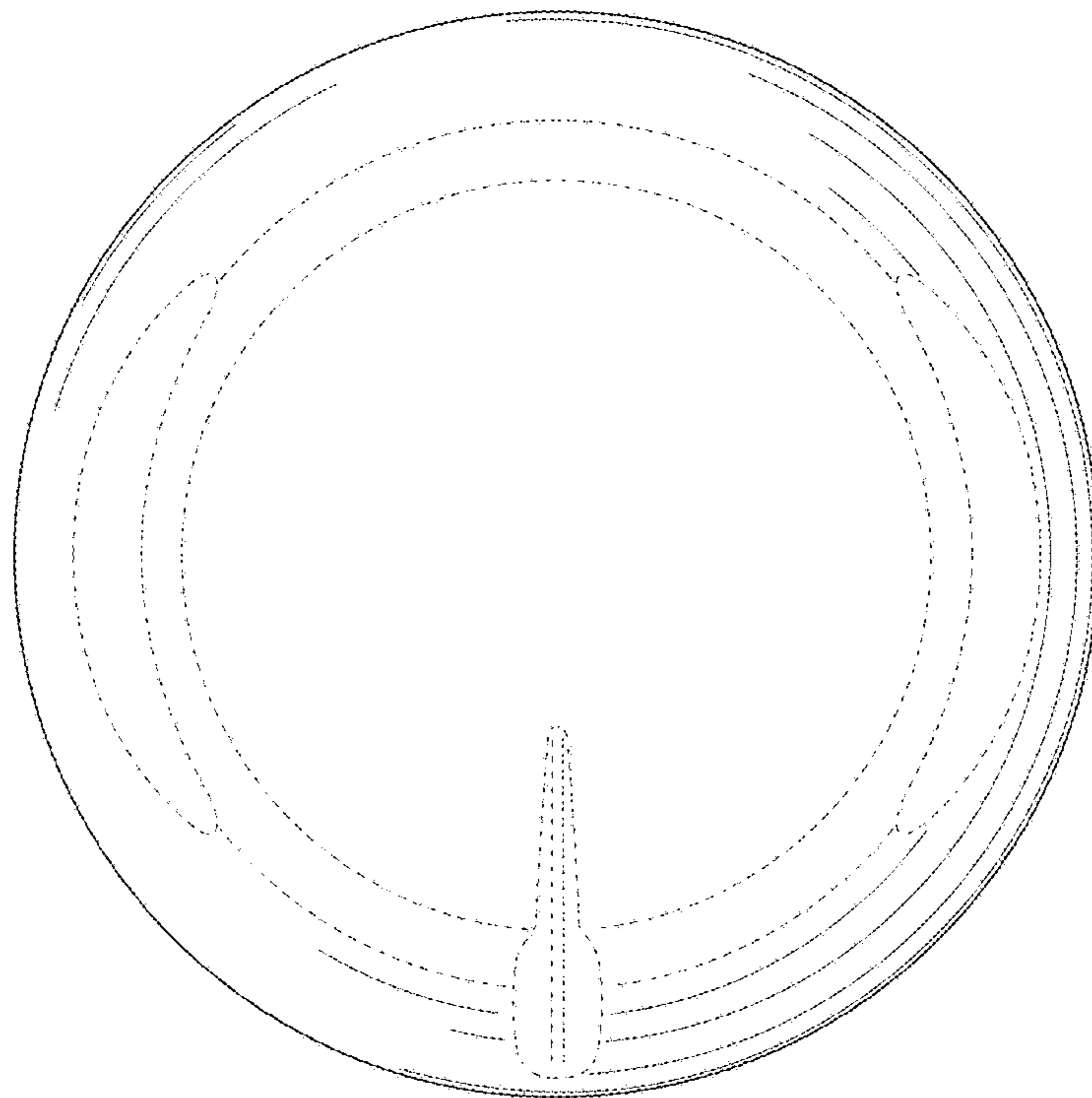


Fig. 7