



US00D779313S

(12) **United States Design Patent** (10) **Patent No.:** **US D779,313 S**
Ukai et al. (45) **Date of Patent:** **** Feb. 21, 2017**

- (54) **CUSHION CLIP** 2,813,712 A 11/1957 Stanis
- 5,419,539 A 5/1995 Bressler
- (71) Applicant: **DAIWA KASEI KOGYO** 5,482,348 A 1/1996 Mass et al.
- KABUSHIKI KAISHA, Aichi (JP)** D372,419 S * 8/1996 Ikegami D8/382
- 5,742,982 A * 4/1998 Dodd F16G 11/00
- (72) Inventors: **Jyunya Ukai, Aichi (JP); Toshio** D395,815 S * 7/1998 Walters D8/354
- Iwahara, Aichi (JP)** D412,435 S * 8/1999 Cultice, Jr. D8/397
- 6,039,388 A 3/2000 Choi
- (73) Assignee: **DAIWA KASEI KOGYO** 6,295,697 B1 10/2001 Simon
- KABUSHIKI KAISHA, Aichi-ken (JP)** 6,710,249 B1 * 3/2004 Denton H01B 7/0045
- 24/16 R
- (**) Term: **14 Years** 6,857,166 B2 2/2005 Nakagaki et al.
- 7,017,239 B2 3/2006 Kurily
- (21) Appl. No.: **29/488,624** 7,469,445 B2 12/2008 Dennis et al.
- 7,566,081 B2 7/2009 Aoyama
- (22) Filed: **Apr. 22, 2014** D632,163 S * 2/2011 Hanna D8/382
- D642,901 S * 8/2011 Li D8/387

(Continued)

Related U.S. Application Data

- (63) Continuation of application No. 13/002,468, filed as application No. PCT/JP2009/062204 on Jul. 3, 2009.

Foreign Application Priority Data

- (30) Jul. 4, 2008 (JP) 2008-175660

- (51) **LOC (10) Cl.** **08-08**

- (52) **U.S. Cl.**
- USPC **D8/382**

- (58) **Field of Classification Search**
- USPC D8/349, 382, 387, 388, 389, 394, 395, D8/397, 402, 499
- CPC E05F 5/022; F16F 1/44; F16B 21/086; Y10T 16/6285; Y10T 16/628
- See application file for complete search history.

References Cited

U.S. PATENT DOCUMENTS

- 272,531 A 2/1883 Collamore
- 2,703,428 A 3/1955 Redmond et al.

FOREIGN PATENT DOCUMENTS

- EP 1 820 995 A1 8/2007
- JP 10-323860 A 12/1998

(Continued)

Primary Examiner — Ian Simmons

Assistant Examiner — Ieisha Price

(74) *Attorney, Agent, or Firm* — Christensen Fonder P.A.

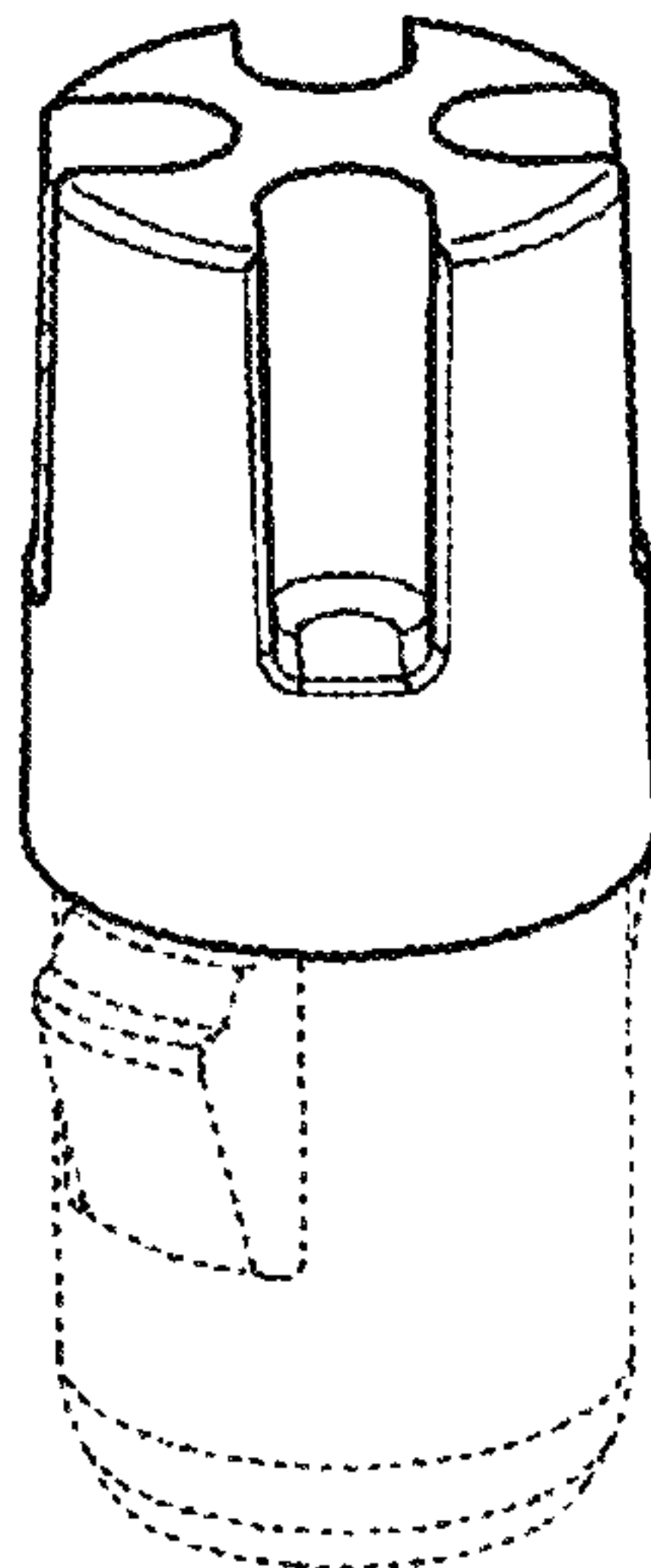
(57) **CLAIM**

The ornamental design for a cushion clip, as shown and described.

DESCRIPTION

FIG. 1 is a perspective view of one side of the cushion clip; and, FIG. 2 is a plan view of the cushion clip of FIG. 1. The broken lines in the drawings illustrate portions of the cushion clip and form no part of the claimed design.

1 Claim, 1 Drawing Sheet



(56)

References Cited

U.S. PATENT DOCUMENTS

2003/0088940	A1	5/2003	Nakagaki et al.	
2004/0025290	A1	2/2004	Novarino	
2004/0139575	A1	7/2004	Kargilis	
2005/0034282	A1	2/2005	Kurily et al.	
2005/0095084	A1	5/2005	Hansen	
2005/0145767	A1	7/2005	Nakagaki et al.	
2005/0283943	A1	12/2005	Shin	
2006/0032016	A1	2/2006	Dembowsky et al.	
2006/0101615	A1	5/2006	Pinzl et al.	
2006/0288528	A1	12/2006	Dennis et al.	
2011/0167590	A1*	7/2011	Ukai	E05F 5/022 16/85
2011/0283490	A1*	11/2011	Sugiyama	F16F 1/371 24/457
2012/0246896	A1*	10/2012	Kaji	E05F 5/022 24/682.1
2015/0176320	A1*	6/2015	Nakasone	F16F 1/128 16/85
2015/0240907	A1*	8/2015	Seko	F16F 15/08 267/141

FOREIGN PATENT DOCUMENTS

JP	2003-130110	A	5/2003
JP	2003-202043	A	7/2003
JP	2003-214470	A	7/2003
JP	2005-186542	A	7/2005
JP	2006-052806	A	2/2006
JP	2007-162733	A	6/2007
JP	2007-225093	A	9/2007
JP	2008-111451	A	5/2008

* cited by examiner

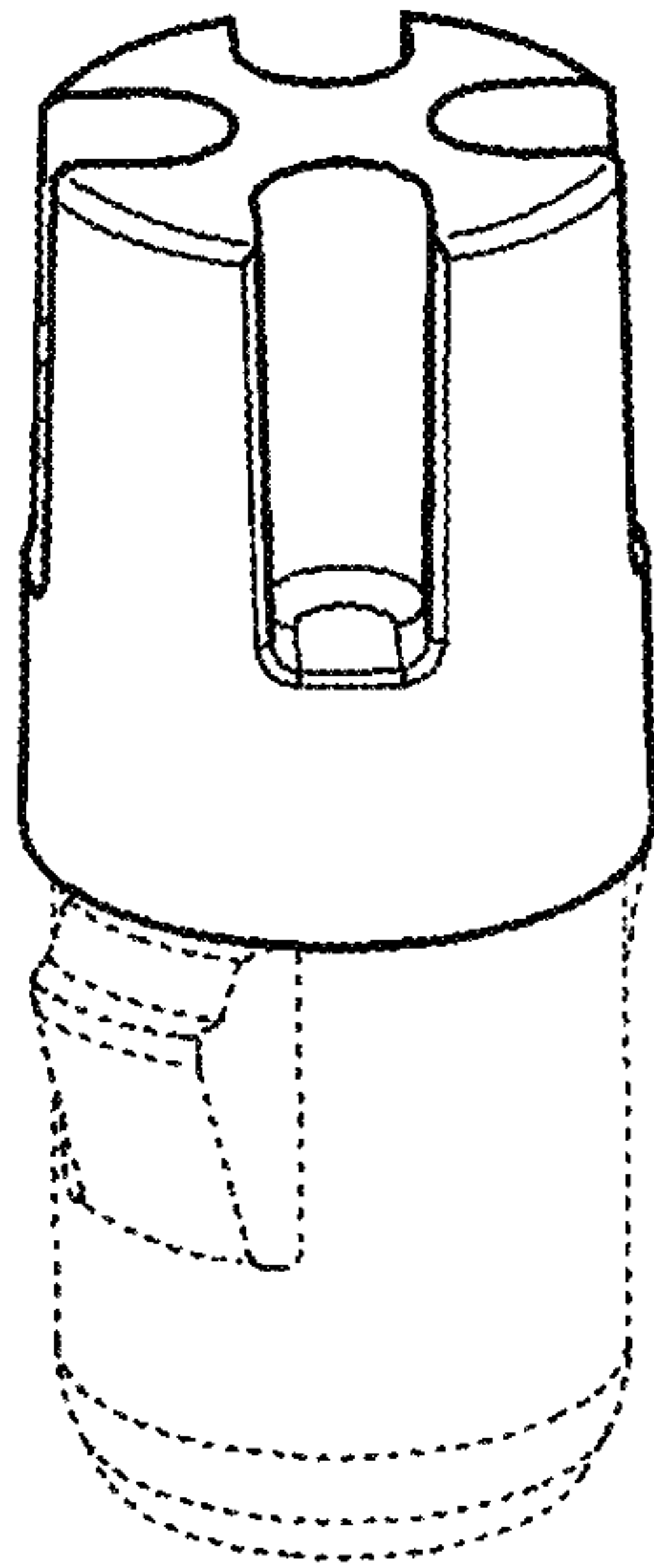


FIG. 1

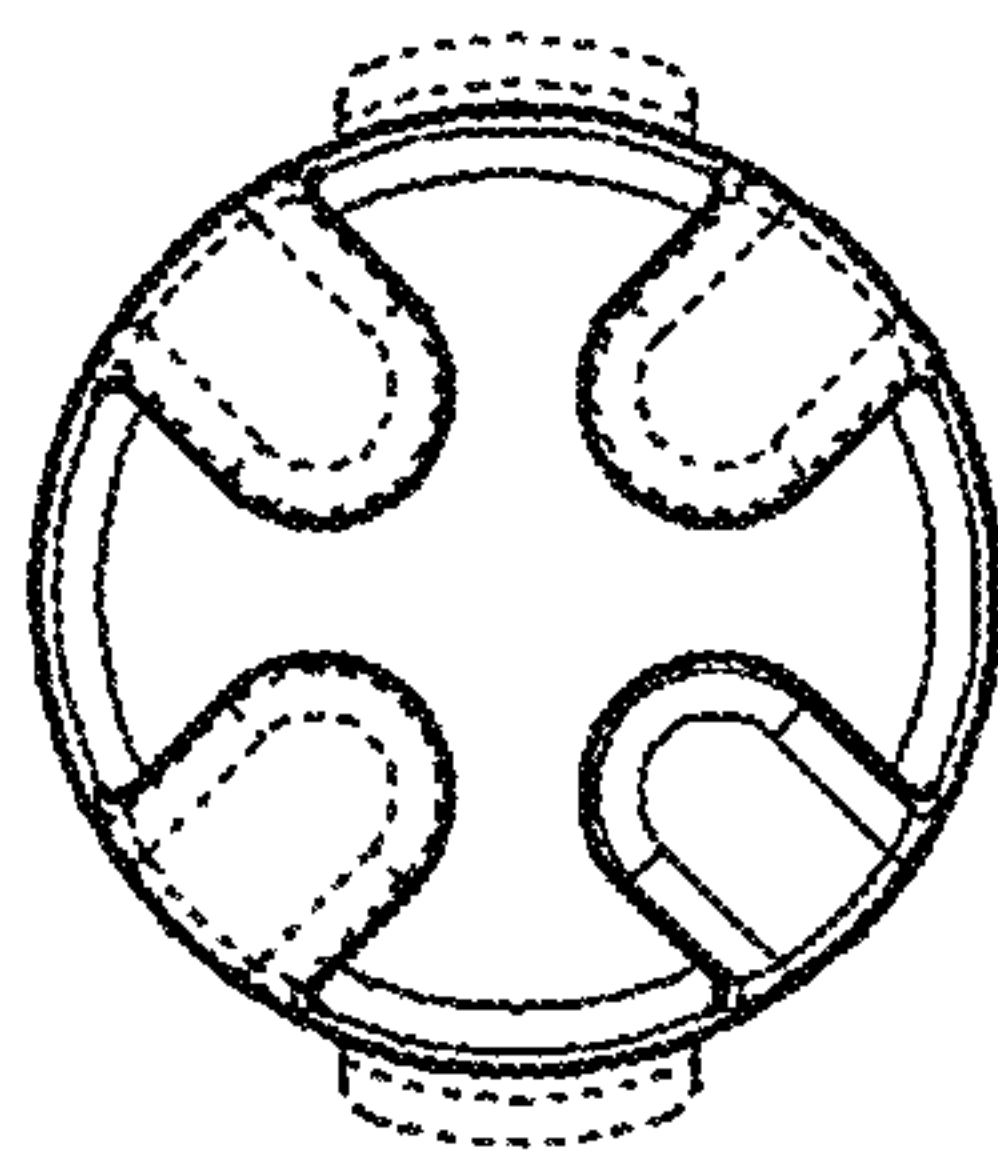


FIG. 2