

US00D779297S

(12) **United States Design Patent** (10) **Patent No.:** **US D779,297 S**  
**Scimone** (45) **Date of Patent:** **\*\* Feb. 21, 2017**

(54) **BLADE**  
(71) Applicant: **Thomas John Scimone**, Campbell, CA (US)  
(72) Inventor: **Thomas John Scimone**, Campbell, CA (US)  
(\*\*) Term: **15 Years**  
(21) Appl. No.: **29/535,822**  
(22) Filed: **Aug. 11, 2015**  
(51) **LOC (10) Cl.** ..... **08-03**  
(52) **U.S. Cl.**  
USPC ..... **D8/20**  
(58) **Field of Classification Search**  
USPC ..... D8/14, 16, 19, 20, 70, 98; D15/17, 129, D15/134, 138, 139  
CPC ..... B23D 61/003; B23D 61/02; B23D 61/12; B23D 61/121; B23D 61/123; B23D 61/126; B23D 61/128; B23D 49/14; D26B 5/001; B26B 11/00; A61B 17/3213  
See application file for complete search history.

(56) **References Cited**  
U.S. PATENT DOCUMENTS  
306,440 A \* 10/1884 Stone et al. .... B26B 11/00 30/123  
575,466 A \* 1/1897 Edwards ..... B26B 11/00 30/123  
1,303,277 A \* 5/1919 Federkiewicz et al. .... B26B 13/22 30/146  
1,751,227 A \* 3/1930 Behrman ..... A61B 17/3213 279/44  
1,804,959 A \* 5/1931 Stuart ..... A61B 17/3213 279/93

2,454,353 A \* 11/1948 Steele ..... A61B 17/3213 30/339  
D166,172 S \* 3/1952 Bureau ..... 279/53  
3,835,533 A \* 9/1974 Granson ..... B26B 11/005 30/146  
D234,214 S \* 1/1975 McEvoy ..... D22/118  
D235,841 S \* 7/1975 Cremonese ..... 30/344  
D248,167 S \* 6/1978 Kanai ..... D24/147  
D263,020 S \* 2/1982 Rau, III ..... D8/99  
D265,719 S \* 8/1982 Dowdy ..... D8/99  
D282,402 S \* 1/1986 Schmidt ..... D24/147  
5,077,901 A \* 1/1992 Warner ..... B23P 15/40 30/346.53  
5,078,724 A \* 1/1992 Takase ..... A61B 17/3213 30/329  
D358,643 S \* 5/1995 Knepshield ..... D24/146  
D562,651 S \* 2/2008 Harkey ..... D8/20  
8,056,242 B2 \* 11/2011 Chen ..... B25F 1/02 30/340  
D751,882 S \* 3/2016 Bloch ..... D8/20  
2010/0125289 A1 \* 5/2010 Kehr ..... A61B 17/3213 606/167

\* cited by examiner

*Primary Examiner* — Elizabeth Albert  
(74) *Attorney, Agent, or Firm* — James M. Smedley LLC; James Michael Smedley, Esq.

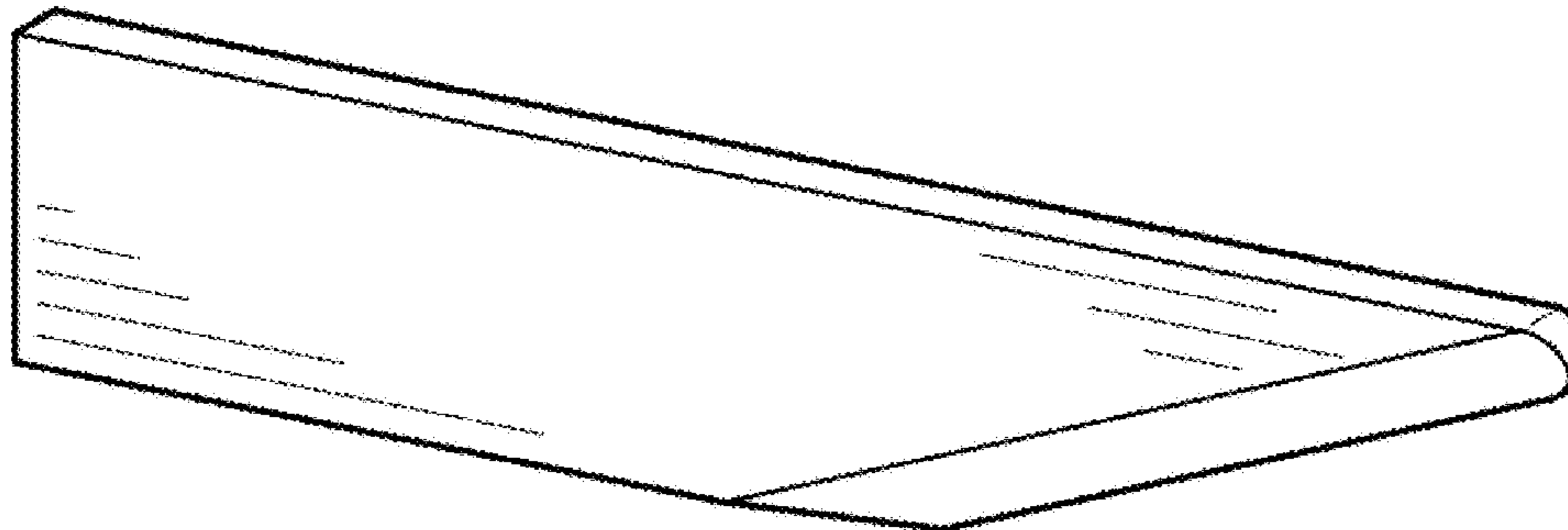
(57) **CLAIM**

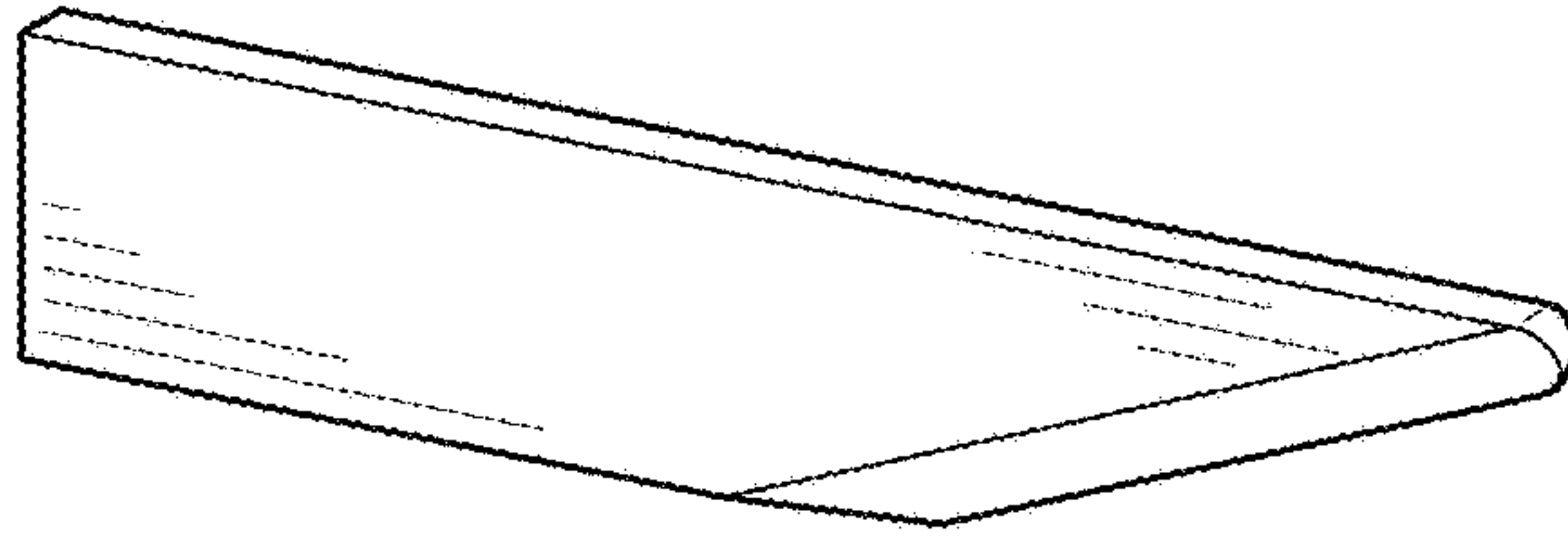
I claim the ornamental design for a blade, as shown and described.

**DESCRIPTION**

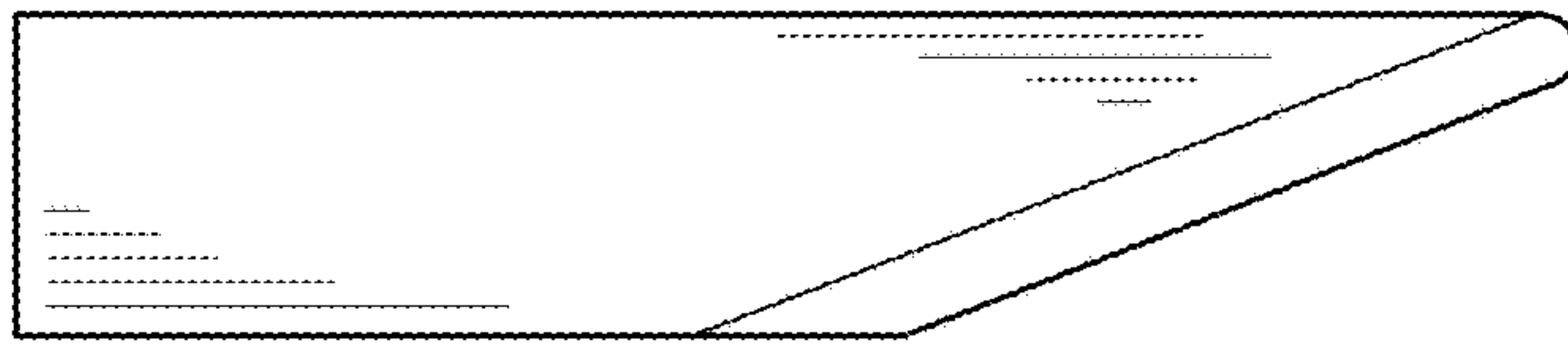
FIG. 1 is a perspective view showing my new design.  
FIG. 2 is a side elevational view thereof, the opposite side elevational view being a mirror image thereof;  
FIG. 3 is a top plan view thereof;  
FIG. 4 is a bottom plan view thereof;  
FIG. 5 is a front elevational view thereof; and,  
FIG. 6 is a rear elevational view thereof.

**1 Claim, 1 Drawing Sheet**







**FIG. 1**



**FIG. 2**



**FIG. 3**



**FIG. 4**



**FIG. 5**



**FIG. 6**