



US00D779268S

(12) **United States Design Patent**
Barberi

(10) **Patent No.:** **US D779,268 S**

(45) **Date of Patent:** **** Feb. 21, 2017**

(54) **CLOSED COOKWARE SIDE HANDLE**

(71) Applicant: **Meyer Intellectual Properties Limited,**
Kowloon (HK)

(72) Inventor: **Philip D. Barberi,** Vallejo, CA (US)

(73) Assignee: **Meyer Intellectual Properties Limited,**
Hong Kong (HK)

(**) Term: **15 Years**

(21) Appl. No.: **29/555,935**

(22) Filed: **Feb. 25, 2016**

(51) **LOC (10) Cl.** **07-02**

(52) **U.S. Cl.**
USPC **D7/394**

(58) **Field of Classification Search**
USPC D7/354–361, 391, 393–395, 396.2, 514,
D7/664; D8/107, 300, 301, 306, 315, 316,
D8/317, 319, 320, 321; D3/318
CPC A47J 45/06; A47J 45/061; A47J 45/62;
A47J 45/08; A47J 45/085; B65D 25/2802;
B65D 25/2882; B65D 25/2885; B65D
25/2888; B65D 25/2894; Y10S 220/912
See application file for complete search history.

(56) **References Cited**

U.S. PATENT DOCUMENTS

D503,307 S * 3/2005 Thomkins D7/394
D506,350 S * 6/2005 Cheng D7/360

D578,346 S * 10/2008 Rae D7/394
D588,402 S * 3/2009 Rae D7/394
D588,404 S * 3/2009 Tetreault D7/394
D657,996 S * 4/2012 Rae D7/394
D667,684 S * 9/2012 Rae D7/394
D667,685 S * 9/2012 Rae D7/394
D704,991 S * 5/2014 Rae D7/394
D704,993 S * 5/2014 Rae D7/394
D749,355 S * 2/2016 Steiner D7/394
D751,860 S * 3/2016 McConnell D7/394
D758,128 S * 6/2016 McConnell D7/394

* cited by examiner

Primary Examiner — Cynthia M Chin

(74) *Attorney, Agent, or Firm* — Akerman LLP

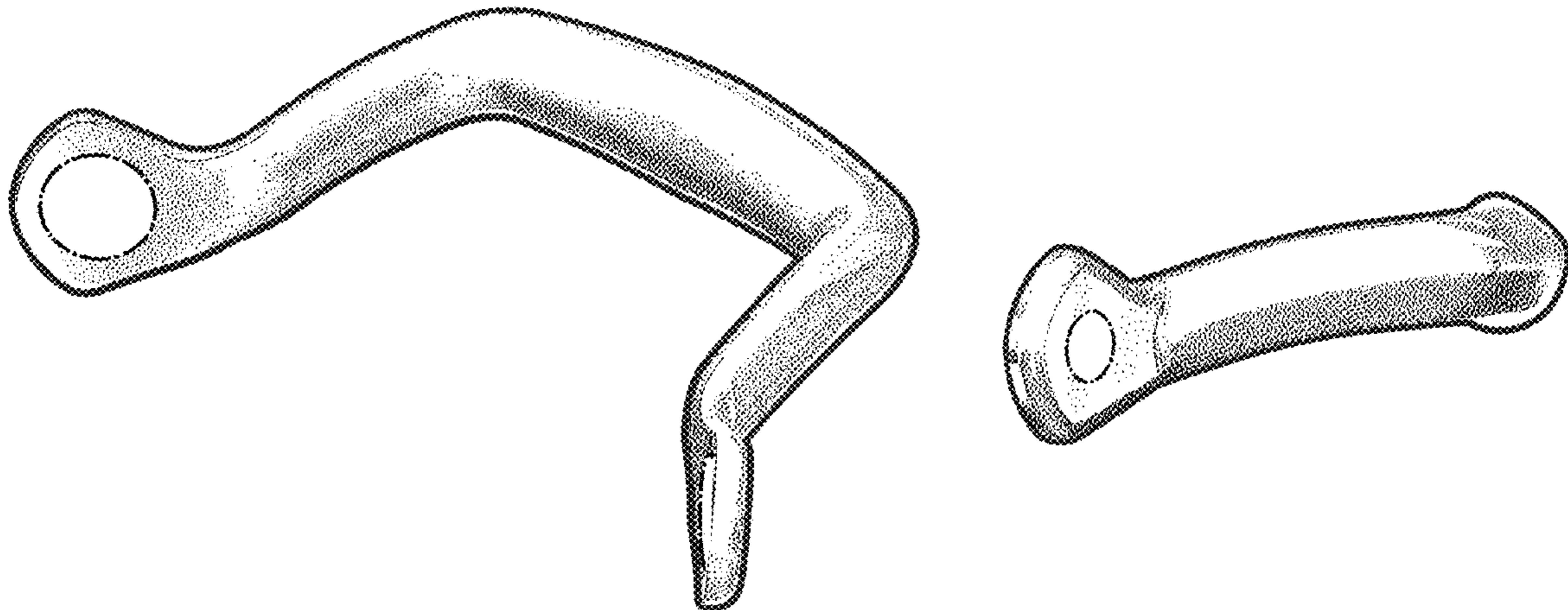
(57) **CLAIM**

The ornamental design for a closed cookware side handle, as shown and described.

DESCRIPTION

FIG. 1 is a perspective view of the “closed cookware side handle”, showing my new design;
FIG. 2 is a right side view thereof; the left side elevation view being the mirror image thereof;
FIG. 3 is a top view thereof;
FIG. 4 is a bottom view thereof;
FIG. 5 is a back view thereof; and,
FIG. 6 is a front view thereof.
The broken lines immediately adjacent the shaded areas represent the bounds of the claim which form no part of the claimed design.

1 Claim, 3 Drawing Sheets



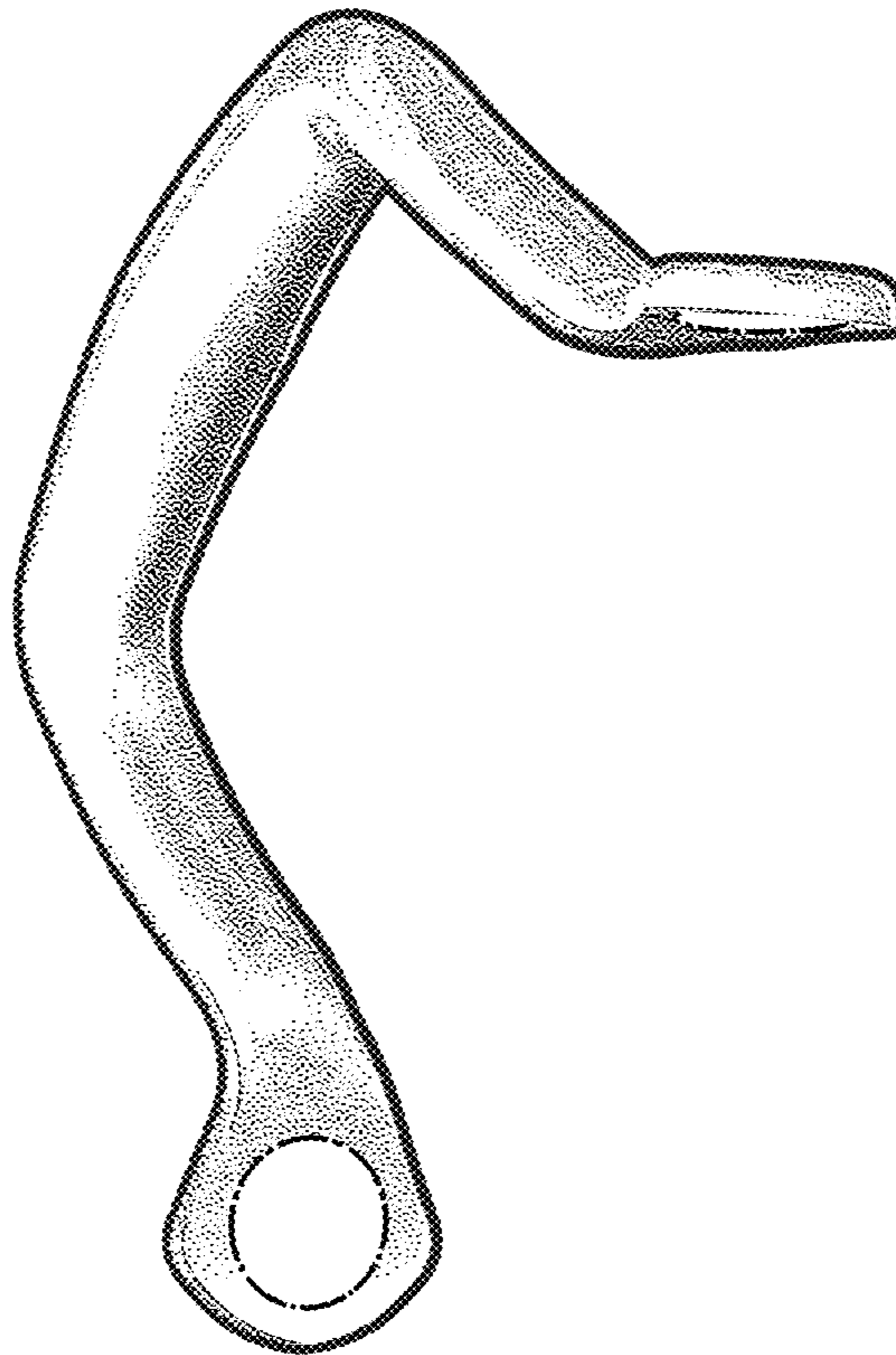


FIG.1

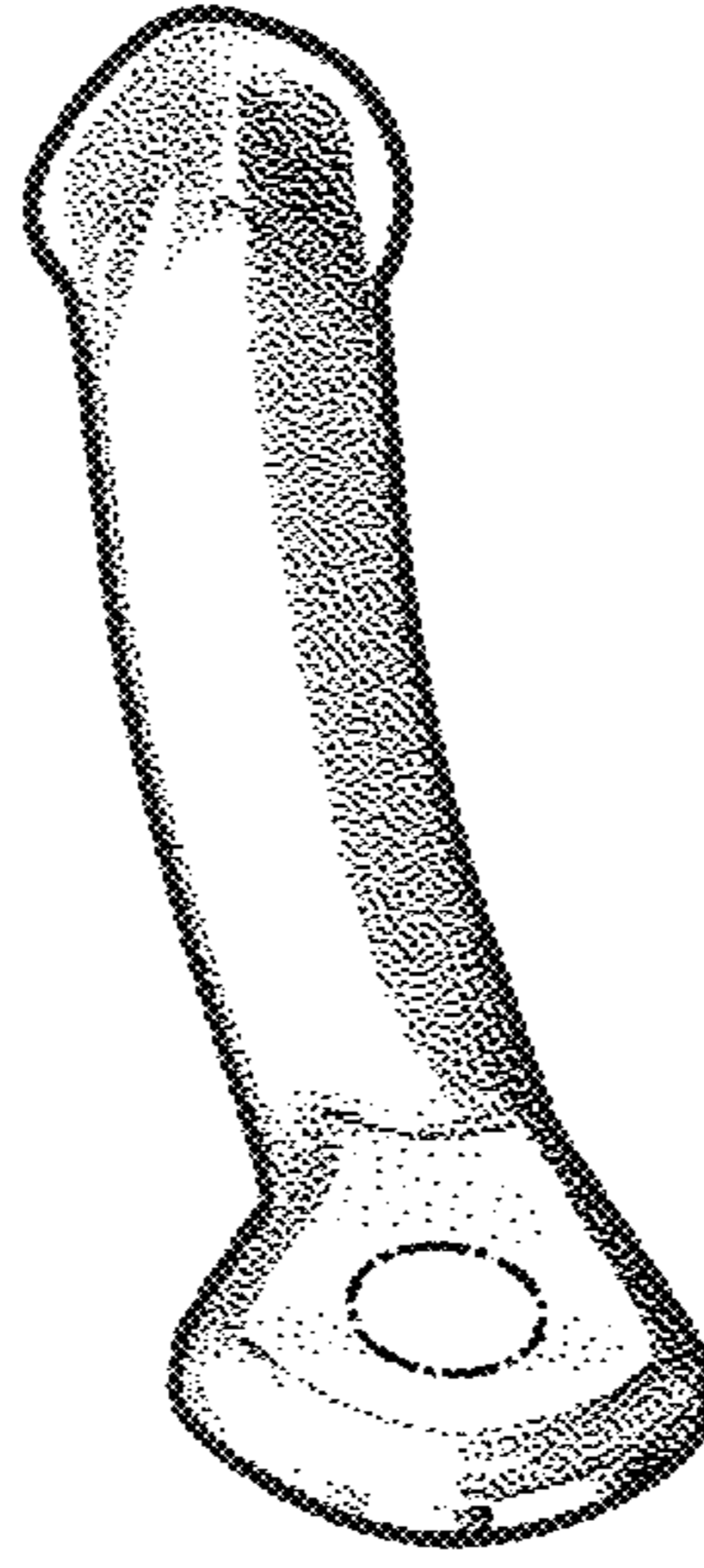


FIG.2

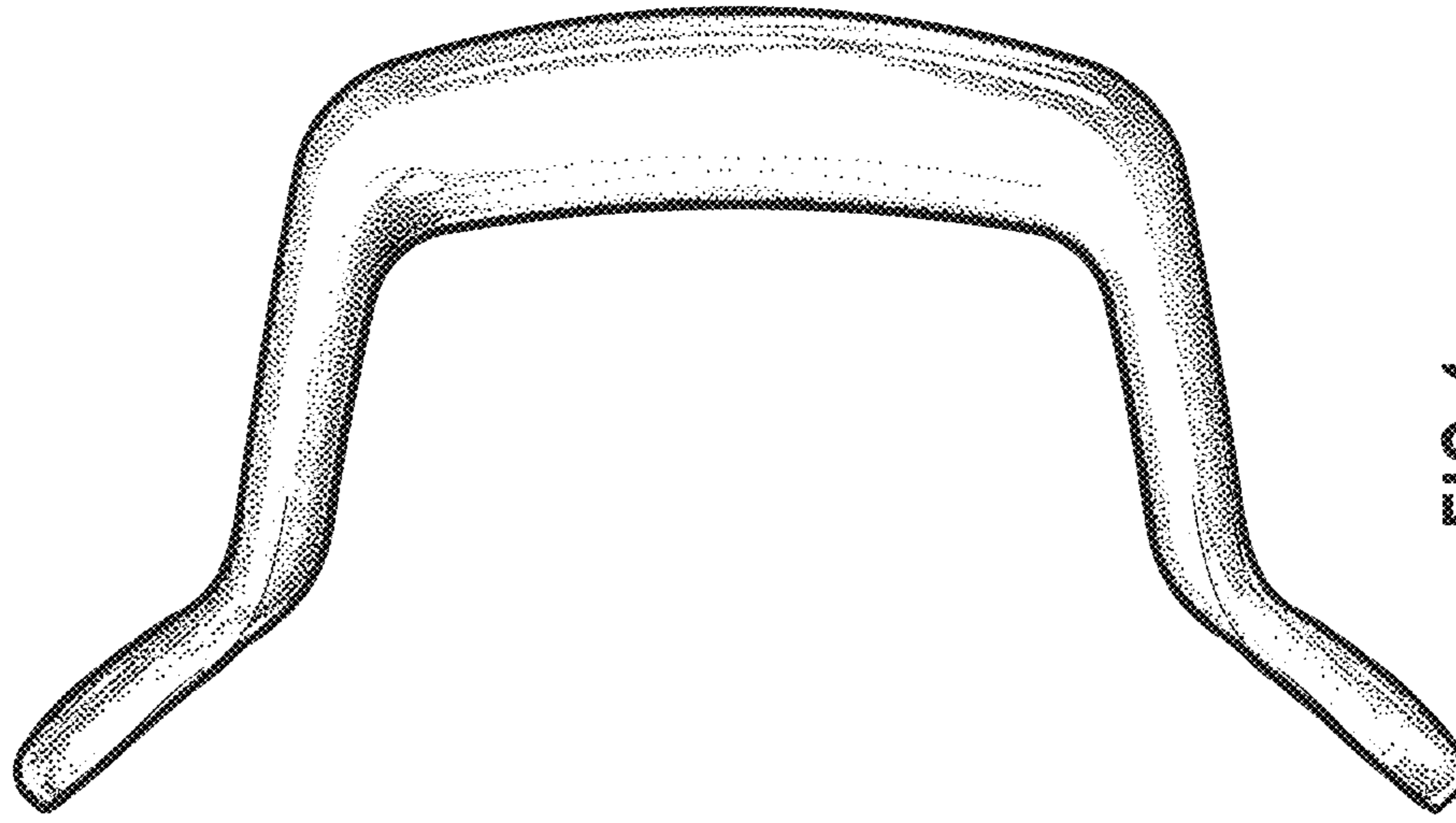


FIG. 4

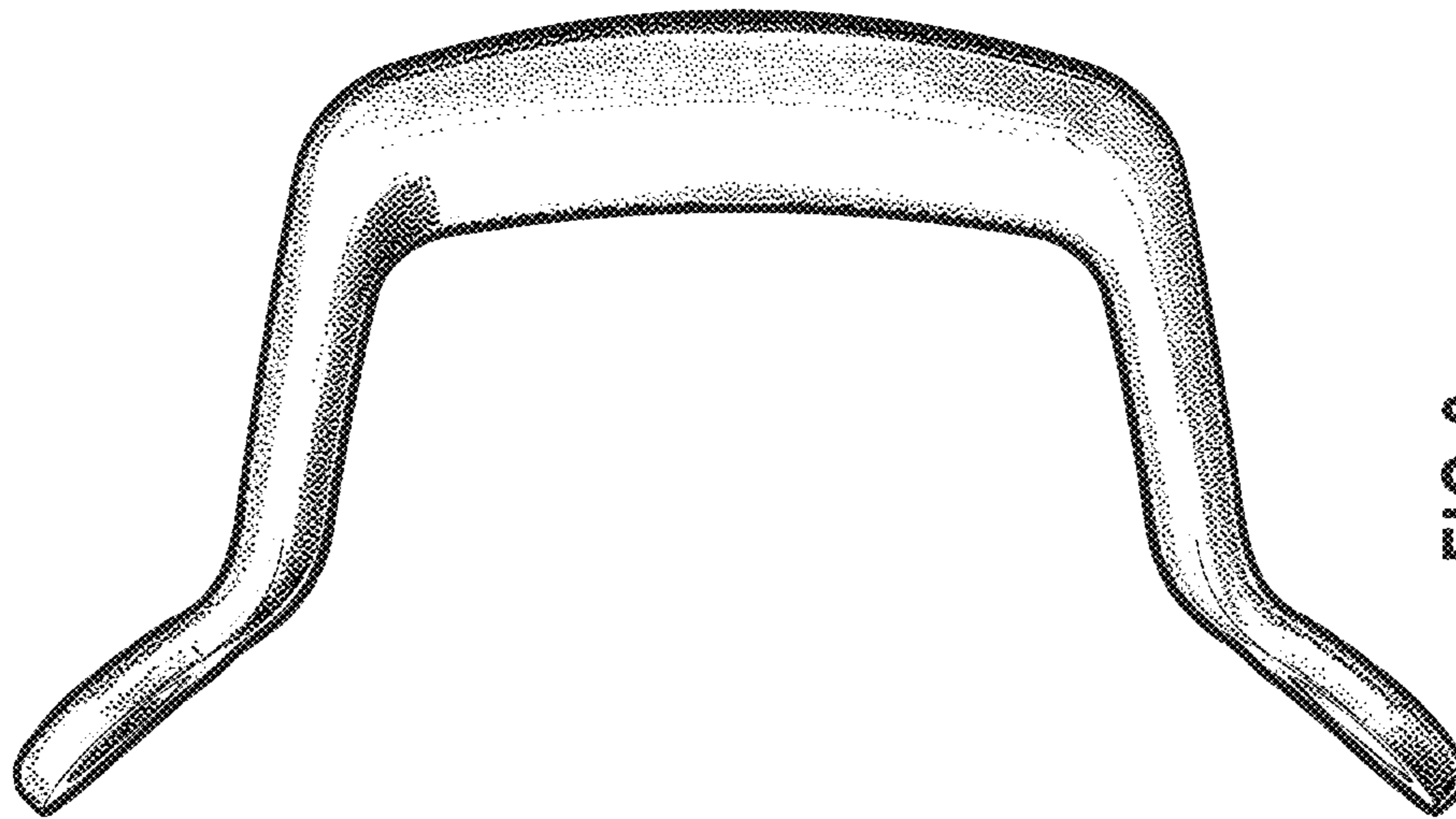


FIG. 3




FIG. 6

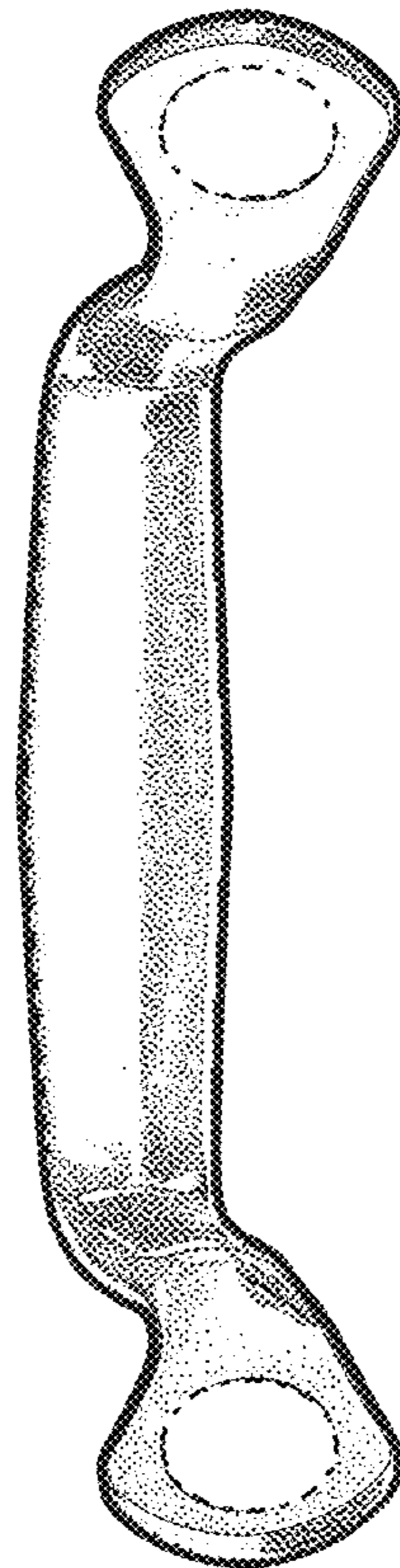


FIG. 5