



US00D779246S

(12) **United States Design Patent** (10) **Patent No.:** **US D779,246 S**
Young et al. (45) **Date of Patent:** **** Feb. 21, 2017**

(54) **TABLE BASE**
(71) Applicant: **Steelcase Inc.**, Grand Rapids, MI (US)
(72) Inventors: **Michael Young**, Happy Valley (HK);
John Hamilton, San Rafael, CA (US);
Benjamin McCarthy, Hong Kong (HK)
(73) Assignee: **Steelcase Inc.**, Grand Rapids, MI (US)

D388,312 S 12/1997 Sorkin
D438,410 S 3/2001 Mancini
D452,784 S 1/2002 Lewis
D453,642 S 2/2002 Mascheroni
D495,504 S * 9/2004 Sorkin D6/349
D497,055 S 10/2004 Sorkin
D504,805 S 5/2005 Sorkin
D533,374 S 12/2006 Trott
D560,082 S * 1/2008 Theemann D6/692.6
D562,036 S 2/2008 Roberts
D575,084 S 8/2008 Jehs et al.

(**) Term: **14 Years**

(21) Appl. No.: **29/522,442**

(22) Filed: **Mar. 31, 2015**

(51) **LOC (10) Cl.** **06-06**

(52) **U.S. Cl.**
USPC **D6/708.16**

(58) **Field of Classification Search**
USPC D6/352, 368, 685, 689, 691, 691.3,
D6/691.4, 692.3, 692.4, 693.1, 695,
D6/695.2, 695.4, 696.1, 696.3, 697.1,
D6/708.15, 708.17, 708.2; D11/4, 131,
D11/152; D26/110, 142; D32/37
CPC A47B 13/02; A47B 2200/0011
See application file for complete search history.

(56) **References Cited**

U.S. PATENT DOCUMENTS

1,067,223 A 7/1913 Kjels e
1,652,942 A 12/1927 Edwin
2,010,342 A 8/1935 Woods
2,954,953 A 10/1960 Mallet-Prevost, Jr.
D200,713 S 3/1965 Pearsall
D237,929 S 12/1975 Laylong
D284,918 S 8/1986 McBride
D335,983 S 6/1993 Gutsell
D337,906 S 8/1993 Gutsell
D354,411 S 1/1995 Berkowitz et al.
D358,078 S 5/1995 Klein
D384,530 S 10/1997 Mezger

FOREIGN PATENT DOCUMENTS

GB 652211 A 4/1951
GB 766898 A 1/1957

OTHER PUBLICATIONS

Table. [online] Published date unknown. Retrieved on Sep. 21, 2016
from <URL: http://www.zebramebel.ru/stol_steklyanniy_vizantiya_krugliy_4437.html>.*

(Continued)

Primary Examiner — Vy Koenig
Assistant Examiner — Omeed Agilee

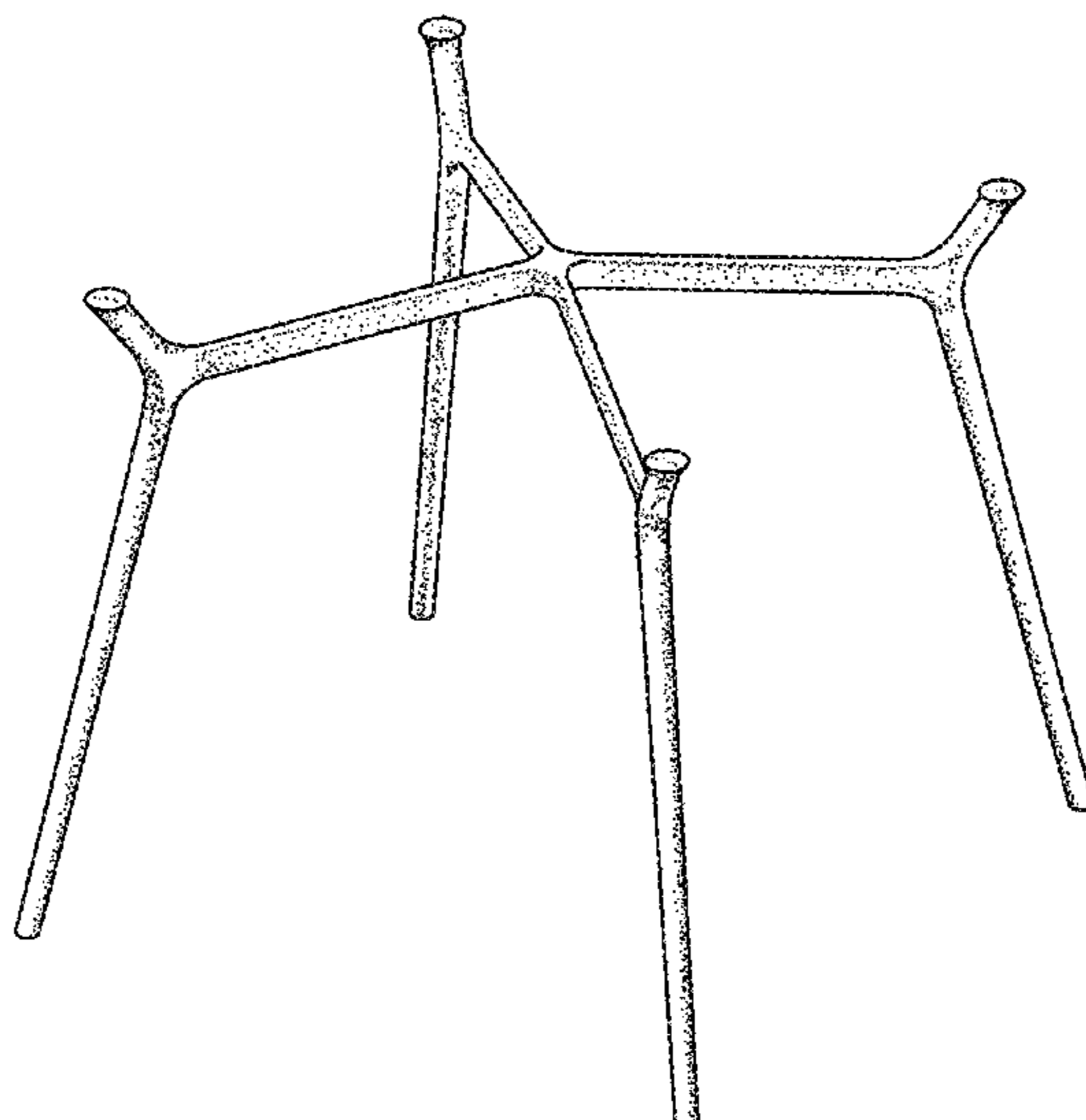
(57) **CLAIM**

We claim the ornamental design for a table base, as shown and described.

DESCRIPTION

FIG. 1 is a front perspective view of a table base showing our new design;
FIG. 2 is a rear perspective view of a table base of FIG. 1;
FIG. 3 is a right side view of a table base of FIG. 1, the left side view is a mirror image of the right side view of FIG. 3;
FIG. 4 is a top view of a table base of FIG. 1; and,
FIG. 5 is a bottom view of a table base of FIG. 1.

1 Claim, 5 Drawing Sheets



(56)

References Cited

U.S. PATENT DOCUMENTS

D588,845	S	3/2009	Lovegrove	
D588,847	S	3/2009	Lovegrove	
D599,142	S	9/2009	Lovegrove	
D600,476	S	9/2009	Stoller	
D652,656	S	1/2012	McCurry	
D653,060	S	1/2012	McCurry	
D661,127	S *	6/2012	Arko et al.	D6/691
D668,084	S	10/2012	Lehman-Smith	
D683,556	S	6/2013	Stromborg	
D685,216	S *	7/2013	Stromborg	D6/708
D693,613	S	11/2013	Polidoros	
D703,473	S	4/2014	Polidoros	
D743,723	S *	11/2015	Sweetland	D6/708
D744,266	S *	12/2015	Polidoros	D6/708.16
D744,267	S *	12/2015	Polidoros	D6/708.16
D751,328	S *	3/2016	Zdanius	D6/708
D764,848	S *	8/2016	Gill	D6/708

OTHER PUBLICATIONS

PDF Spyder Tables by Phil Frank. Downloaded on Sep. 27, 2016 at <http://www.outofaces.com/pfd-spyder-table/> (2 pages).

Ferrari, Porsche Design, Phil Frank, and More—Premier Collection. Downloaded on Sep. 27, 2016 at <http://www.superstreetonline.com/how-to/aftermarket-parts/epcp-1105-ferrari-porsche-design-phil-frank-premier-collection/> (4 pages).

PDF Carbon Fiber Spyder Tables. Downloaded on Sep. 27, 2016 at <http://phil-frank.com/pfd-carbon-fiber-spyder-tables> (5 pages).

* cited by examiner

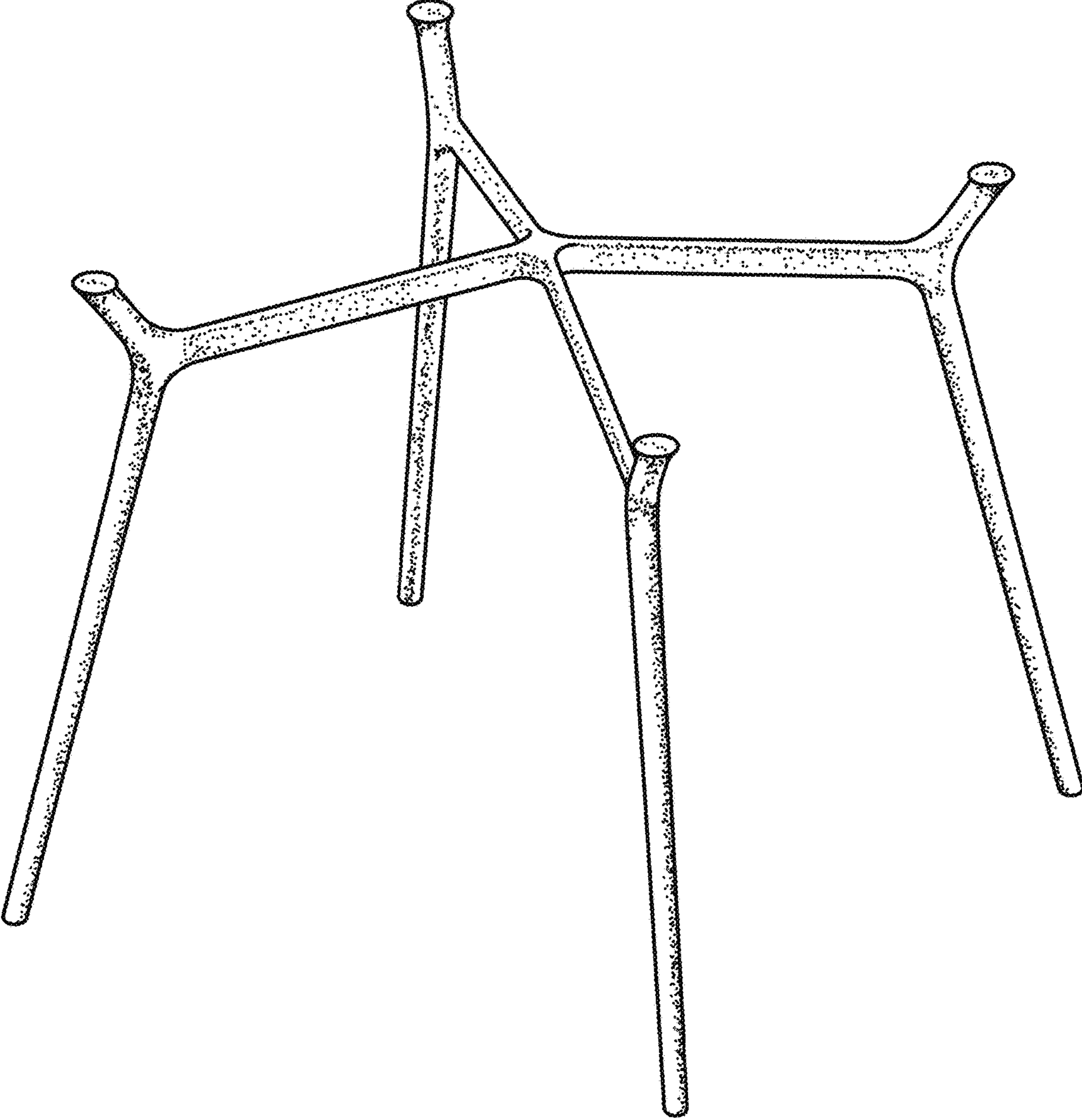


FIG. 1

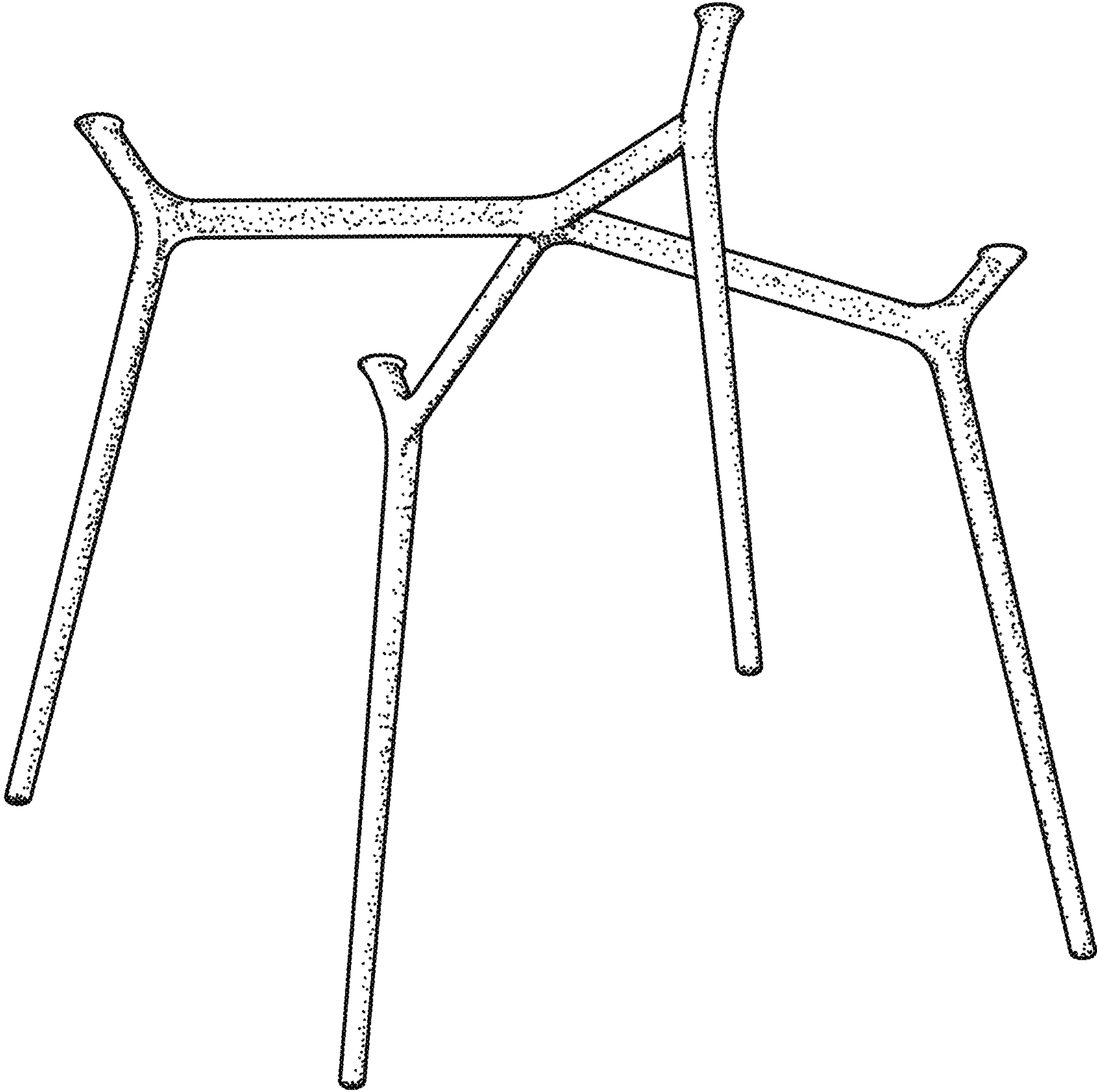


FIG. 2

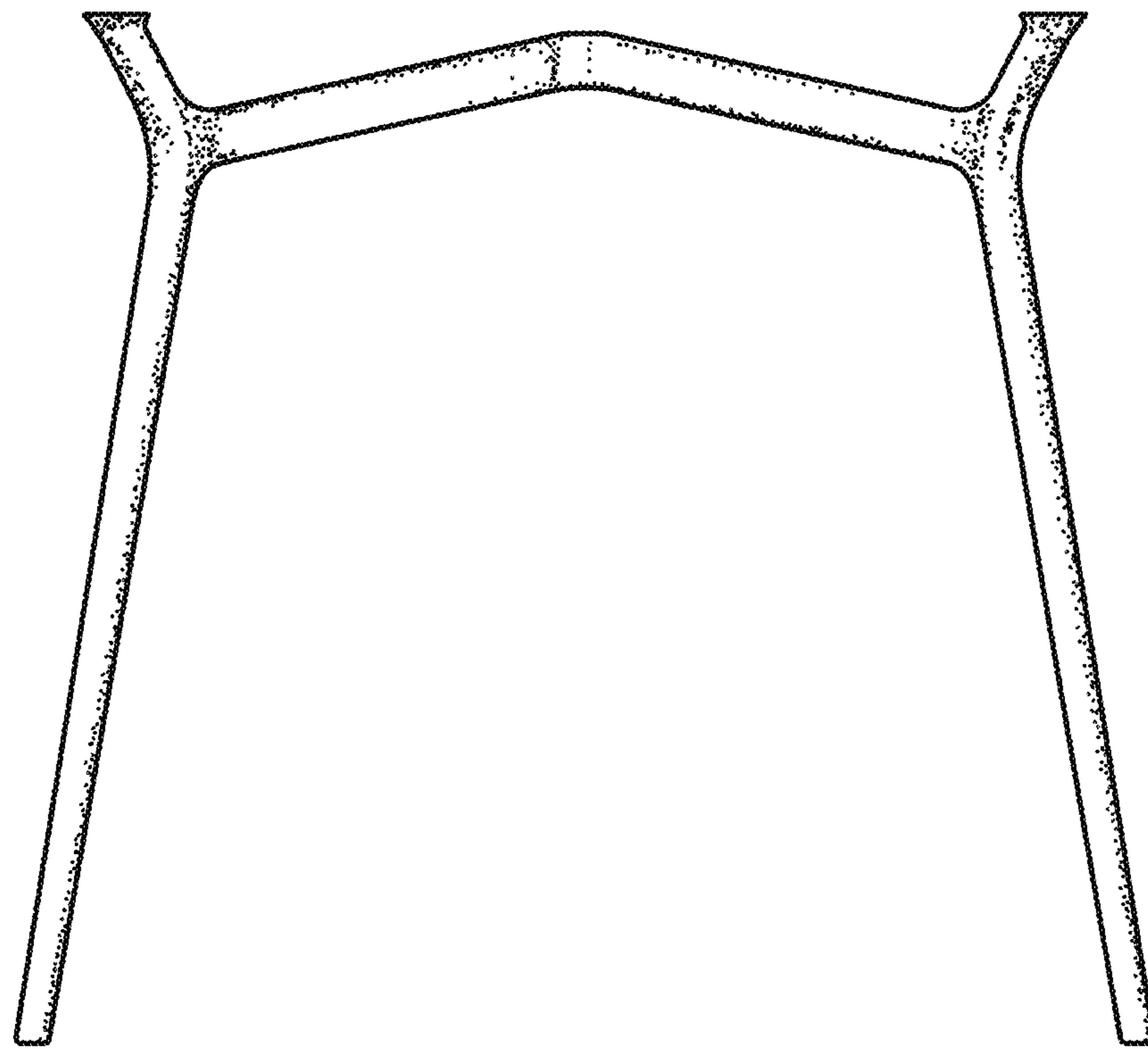


FIG. 3

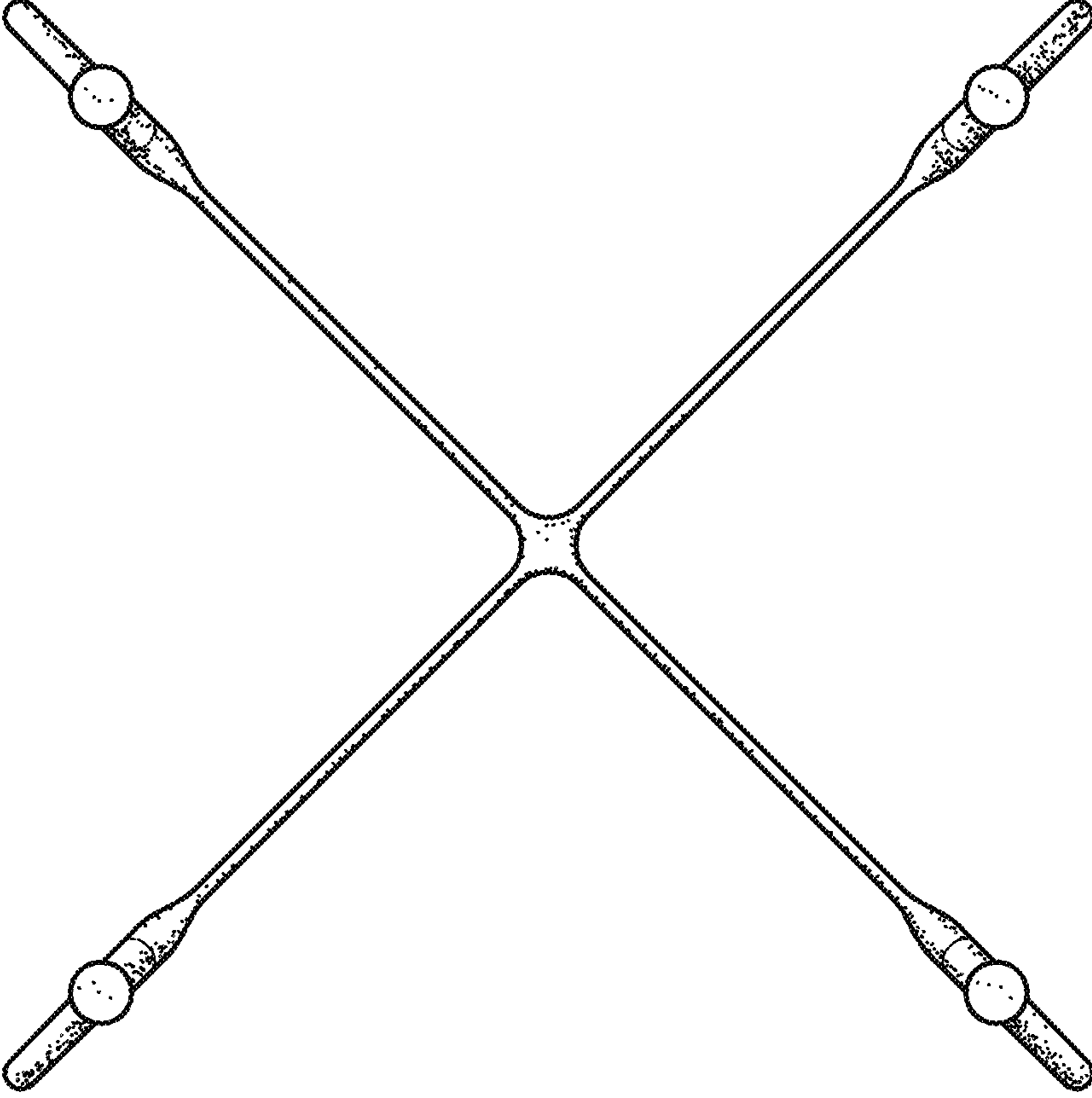


FIG. 4

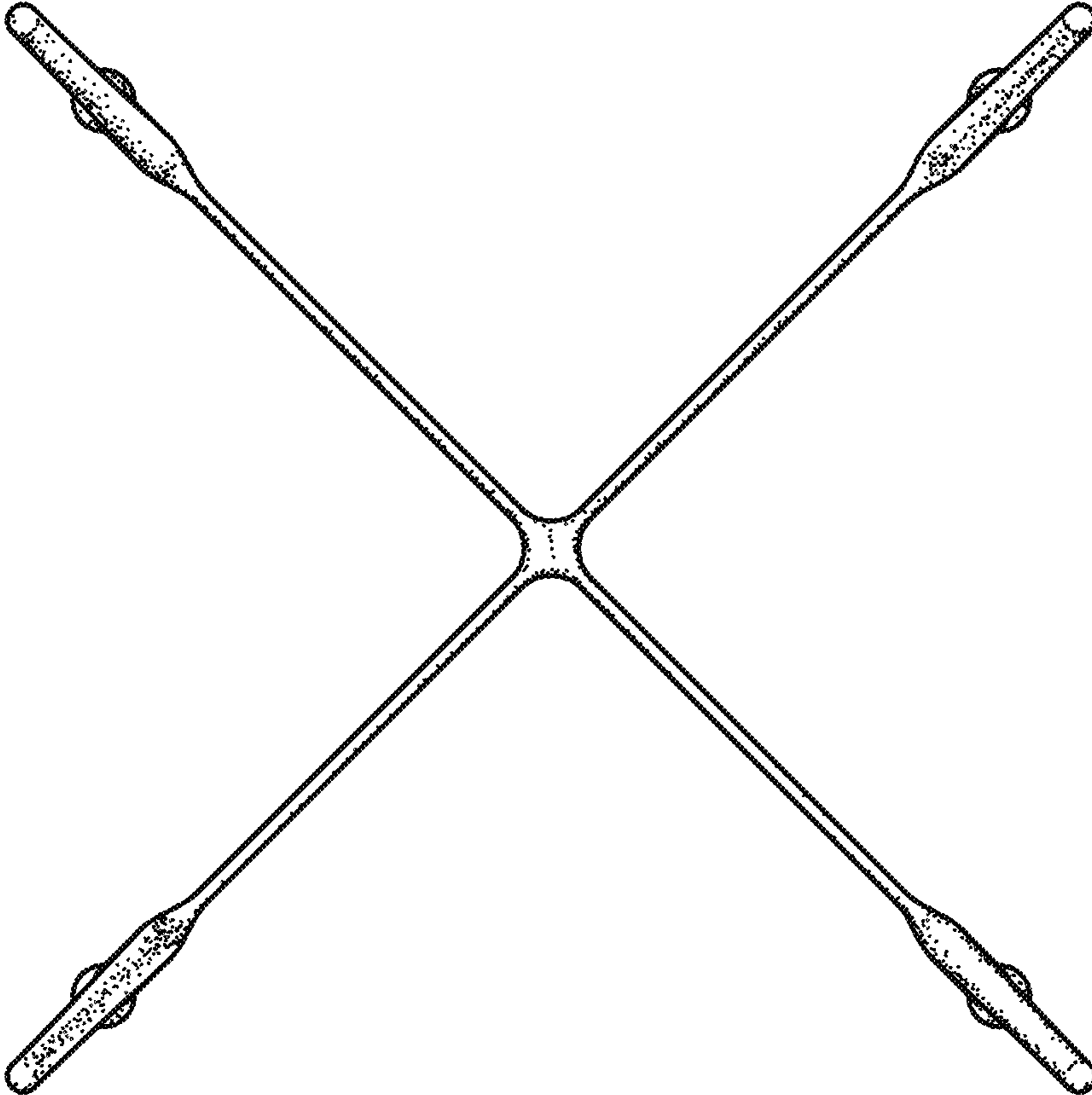


FIG. 5