



US00D779239S

(12) **United States Design Patent**
Roussell

(10) **Patent No.: US D779,239 S**

(45) **Date of Patent: ** Feb. 21, 2017**

(54) **MOBILE WORKSTATION**

(71) Applicant: **Interior Office Design**, Irvine, CA (US)

(72) Inventor: **Ron Roussell**, Mission Viejo, CA (US)

(**) Term: **15 Years**

(21) Appl. No.: **29/542,945**

(22) Filed: **Oct. 19, 2015**

(51) **LOC (10) Cl.** **06-03**

(52) **U.S. Cl.**
USPC **D6/651**

(58) **Field of Classification Search**

USPC D6/641, 644, 648, 648.2, 648.4, 649,
D6/650, 651, 651.1, 653.21, 654, 654.21,
D6/655, 655.1, 655.14, 655.21, 656,
D6/656.16, 656.17, 672, 675, 675.3, 685,
D6/691, 691.3, 691.5, 691.9, 695, 695.1,
D6/696, 697, 698, 705
CPC A47B 1/08; A47B 7/00; A47B 9/00;
A47B 9/06; A47B 9/12; A47B
9/16; A47B 9/20; A47B 21/00; A47B
21/02; A47B 21/04; A47B 13/088; A47B
13/10; A47B 21/0314; A47B 2021/0321;
A47B 2021/0364; A47B 9/10; A47B 9/14

See application file for complete search history.

(56) **References Cited**

U.S. PATENT DOCUMENTS

4,094,256 A * 6/1978 Holper A47B 21/06
108/33
D303,882 S * 10/1989 Sottsas D6/652
D318,385 S * 7/1991 Newhouse D6/652
D319,935 S * 9/1991 Heidmann D6/652
D330,299 S * 10/1992 Saotome D6/656.17

D363,391 S * 10/1995 Zapf D6/651
D588,842 S * 3/2009 Saotome D6/656.17
D644,044 S * 8/2011 Kitajima D6/656.17
D644,855 S * 9/2011 Saito D6/656.17
D719,767 S * 12/2014 Scharer D6/656.17
D732,851 S * 6/2015 Lange D6/652
2009/0078168 A1 * 3/2009 Larsen G06F 1/1632
108/28

OTHER PUBLICATIONS

'Flaghouse Adjustable Desk With Storage'. products.flaghouse.com [online]. Undated [retrieved Aug. 15, 2016]. Retrieved from the Internet: <URL: http://products.flaghouse.com/flaghouse_adjustable_desk_with_storage_109137956.php>.*
'Table Model i-109P—Flat Table w/ Recessed Table Legs'. rdm-ind.com [online]. Undated [retrieved Aug 15, 2016]. Retrieved from the Internet: <URL: http://www.rdm-ind.com/b-i109p.htm>.*

* cited by examiner

Primary Examiner — Mary Ann Calabrese
(74) *Attorney, Agent, or Firm* — Mohr Intellectual Property Law Solutions, PC

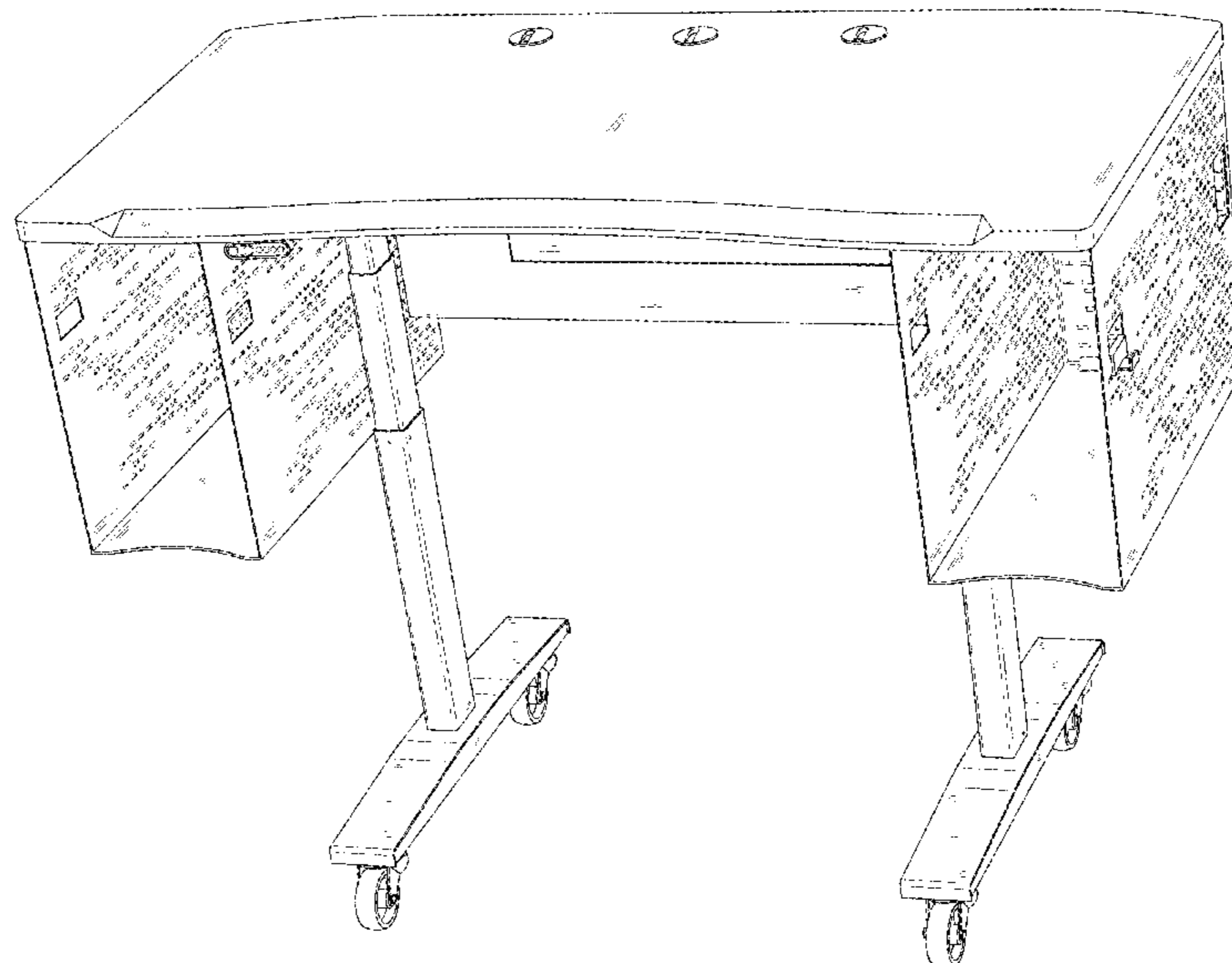
(57) **CLAIM**

I claim the ornamental design for mobile workstation, as shown and described.

DESCRIPTION

FIG. 1 is a perspective view of a mobile workstation.
FIG. 2 is a front elevation view thereof.
FIG. 3 is a rear elevation view thereof.
FIG. 4 is a top plan view thereof.
FIG. 5 is a bottom plan view thereof; and,
FIG. 6 is a right-side elevation view thereof, the left-side elevation view being a mirror image of the right-side elevation view.

1 Claim, 6 Drawing Sheets



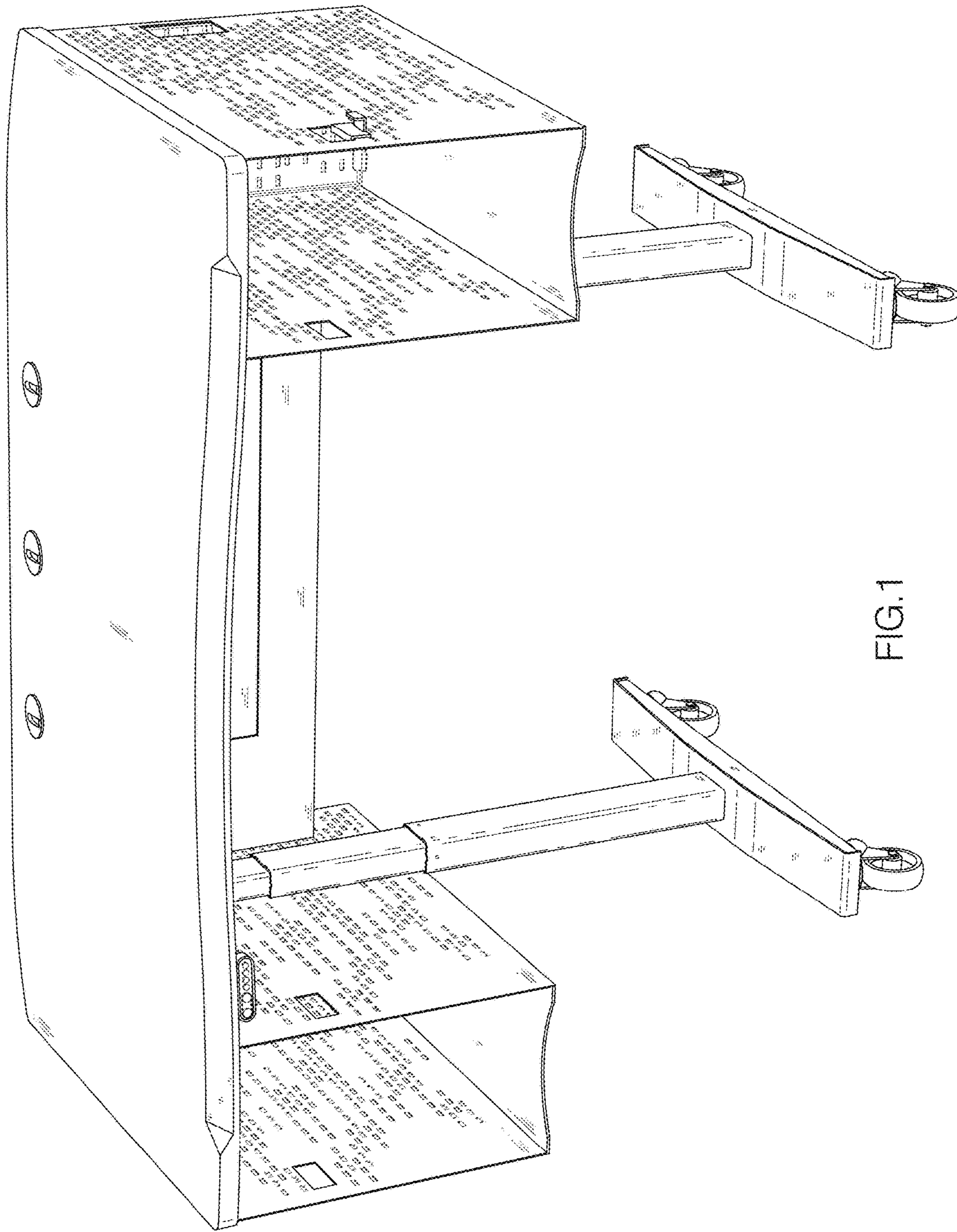


FIG.1

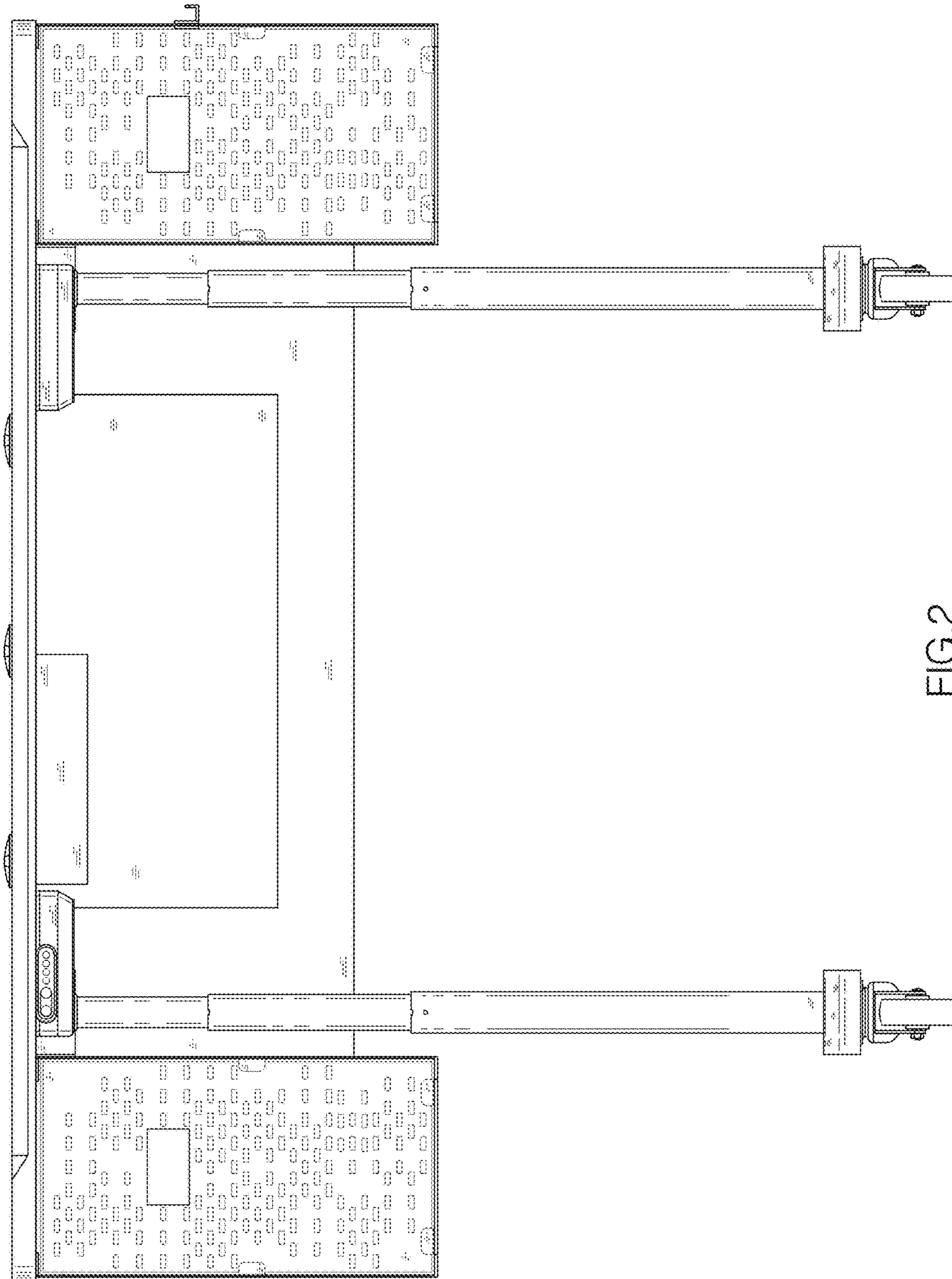


FIG.2

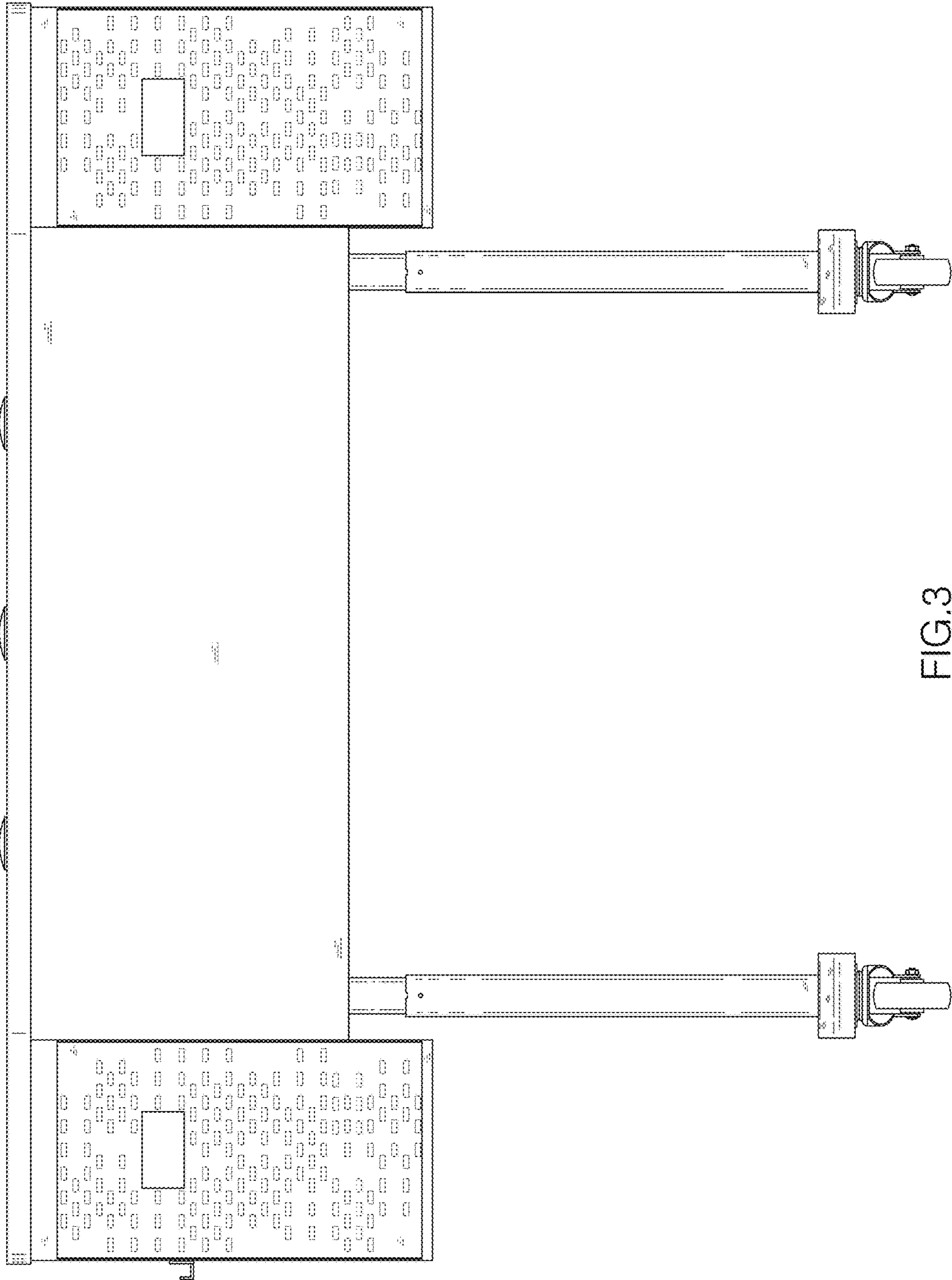


FIG.3

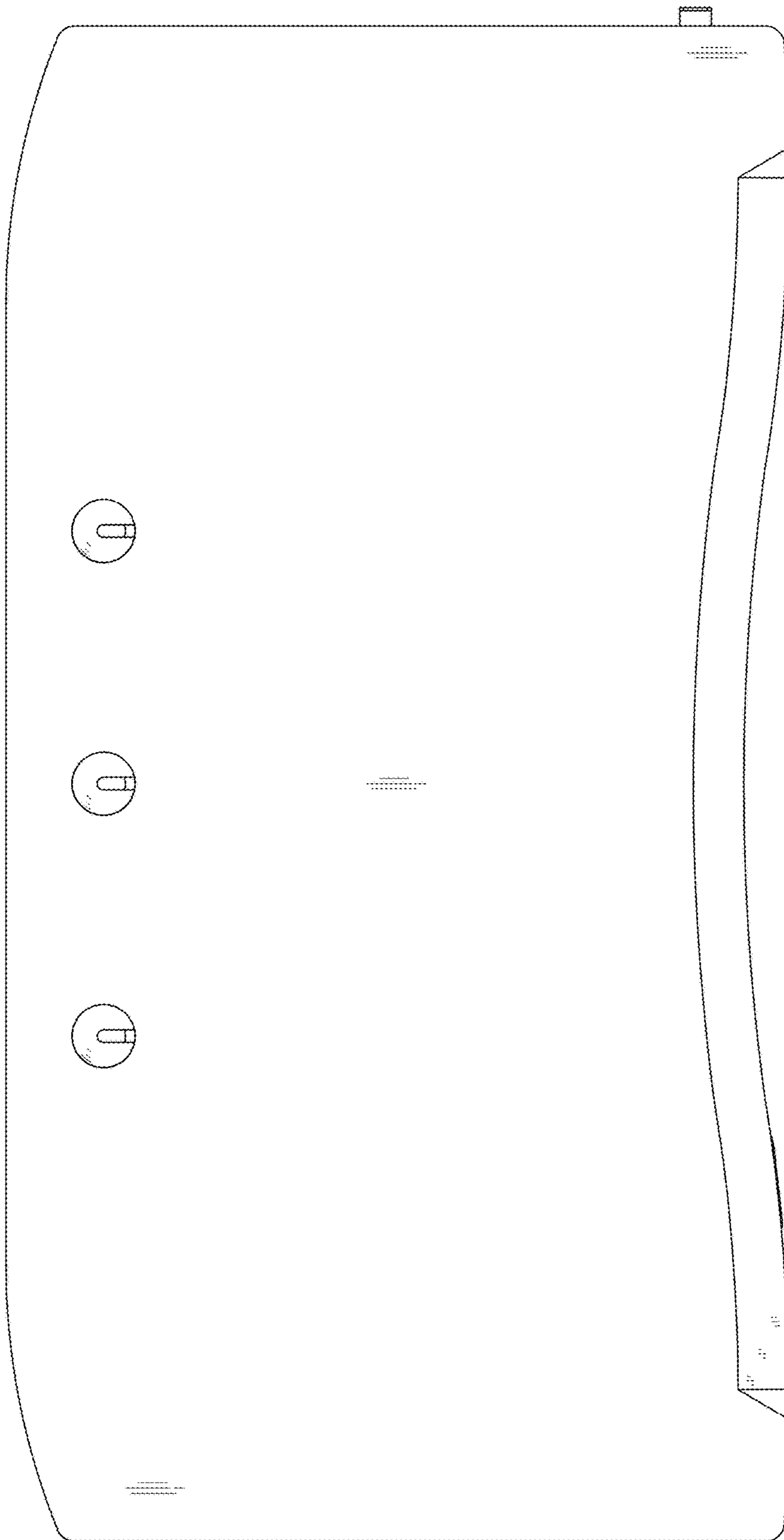


FIG. 4

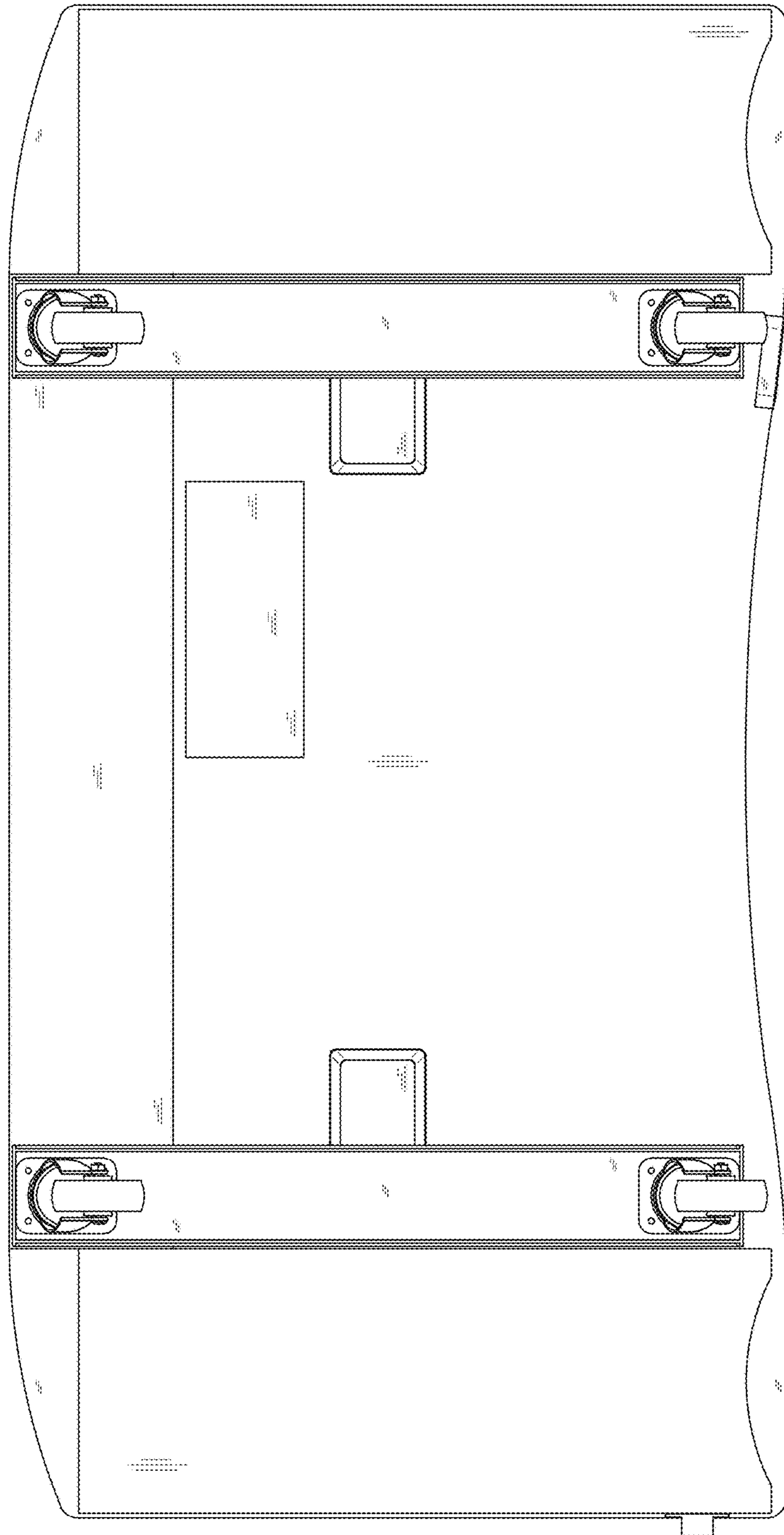


FIG.5

