



US00D779237S

(12) **United States Design Patent** (10) **Patent No.:** **US D779,237 S**
Schalk et al. (45) **Date of Patent:** **** Feb. 21, 2017**

- (54) **PRIVACY SCREEN ASSEMBLY**
- (71) Applicant: **Haworth, Inc.**, Holland, MI (US)
- (72) Inventors: **Charles Schalk**, Wyoming, MI (US);
Steffen Lipsky, Holland, MI (US)
- (73) Assignee: **Haworth, Inc.**, Holland, MI (US)
- (**) Term: **15 Years**
- (21) Appl. No.: **29/530,176**
- (22) Filed: **Jun. 15, 2015**
- (51) **LOC (10) Cl.** **06-06**
- (52) **U.S. Cl.**
USPC **D6/643.1**
- (58) **Field of Classification Search**
USPC D6/332, 643, 643.1, 644, 714; D25/48.8,
D25/58, 138; 108/27, 60; 160/135, 181,
160/351; 312/196, 258, 265.4
CPC . A47B 17/00; A47B 17/06; A47B 2220/0038;
Y10T 16/525; Y10T 16/55963
See application file for complete search history.

(56) **References Cited**

U.S. PATENT DOCUMENTS

- 3,027,214 A * 3/1962 Curatolo A47B 17/00
312/140.4
- 4,634,216 A * 1/1987 Calevo G02B 6/3802
385/59
- 5,890,782 A * 4/1999 Alberts A47B 17/00
108/27
- 6,775,953 B2 * 8/2004 Burken E04B 2/7425
52/238.1
- D525,410 S * 7/2006 Colley D99/43
- D560,072 S * 1/2008 Willis D6/332
- D596,876 S * 7/2009 Oshinomi D6/644
- D651,416 S * 1/2012 Martin D6/332

- D653,058 S * 1/2012 Roberts D6/643
- D653,862 S * 2/2012 Hairston D6/332
- D732,866 S * 6/2015 Terwelp D6/702
- 2014/0158024 A1 * 6/2014 Henriott A47B 13/00
108/27
- 2016/0007745 A1 * 1/2016 Parshad A47B 17/00
108/27

FOREIGN PATENT DOCUMENTS

WO D065639-025 * 12/2004

OTHER PUBLICATIONS

<http://www.designboom.com/design/haworth-neocon-2015-06-30-2015/> Posted Jun. 30, 2015.*

* cited by examiner

Primary Examiner — Susan Bennett Hattan

Assistant Examiner — Leanne Was

(74) *Attorney, Agent, or Firm* — Warner Norcross & Judd LLP

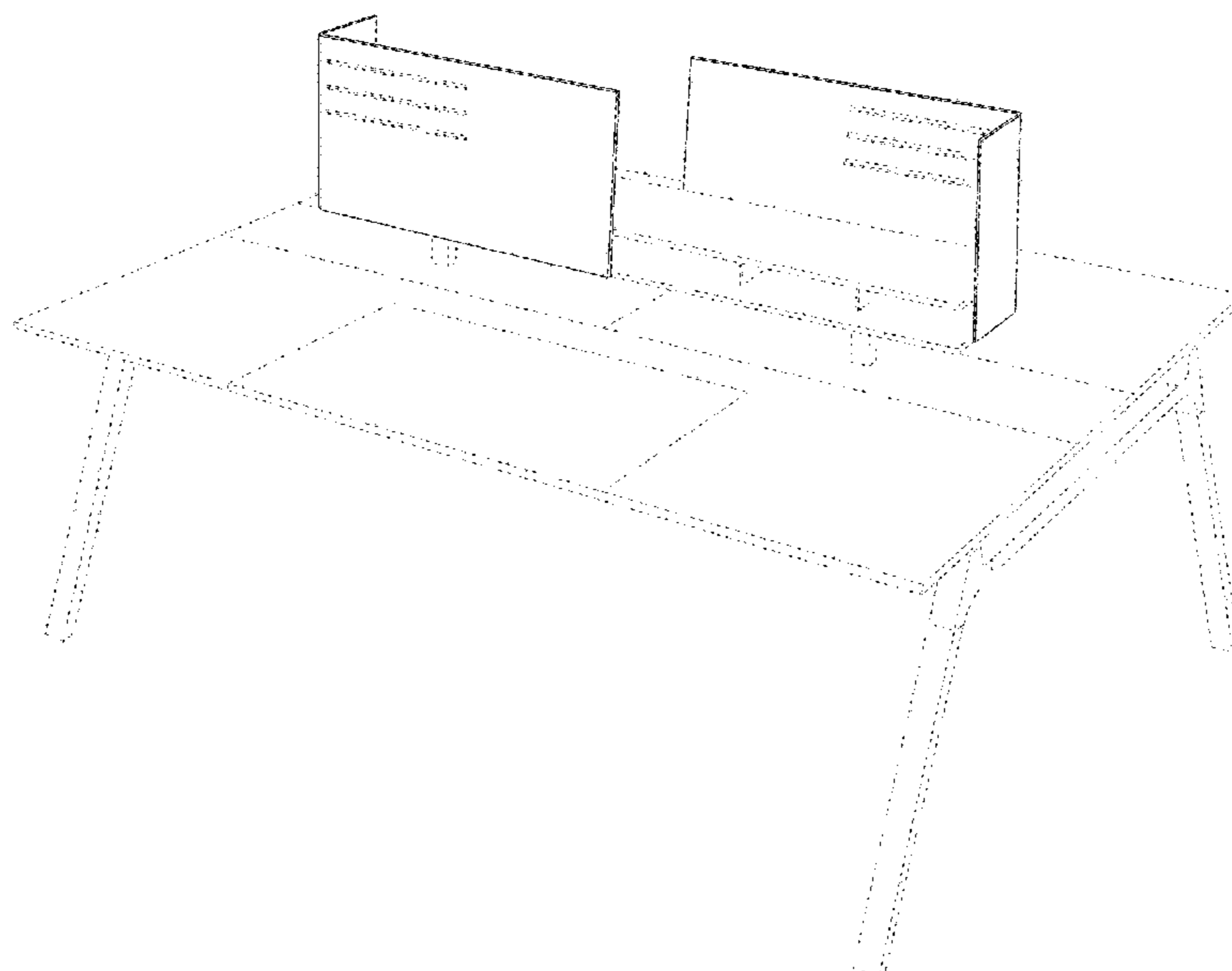
(57) **CLAIM**

The ornamental design for privacy screen assembly, as shown and described.

DESCRIPTION

FIG. 1 is a perspective view of the privacy screen assembly embodying the new design;
 FIG. 2 is a front view thereof;
 FIG. 3 is a rear view thereof;
 FIG. 4 is a right side view, the left side view being a mirror image thereof; and,
 FIG. 5 is a top view thereof.
 The portions shown in broken lines in FIGS. 1-5 are shown for environmental purposes only and form no part of the claimed design.

1 Claim, 4 Drawing Sheets



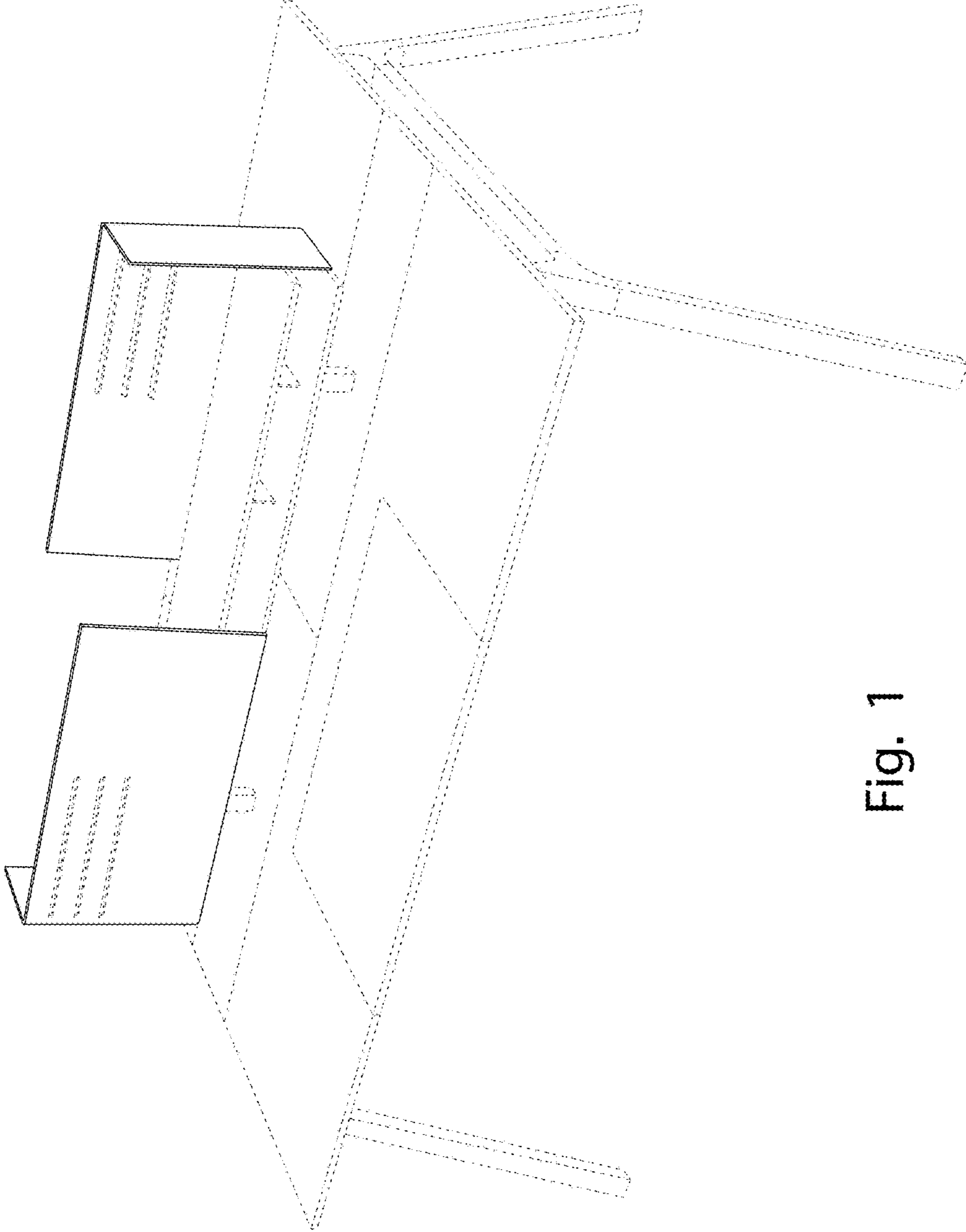


Fig. 1




Fig. 2




Fig. 3

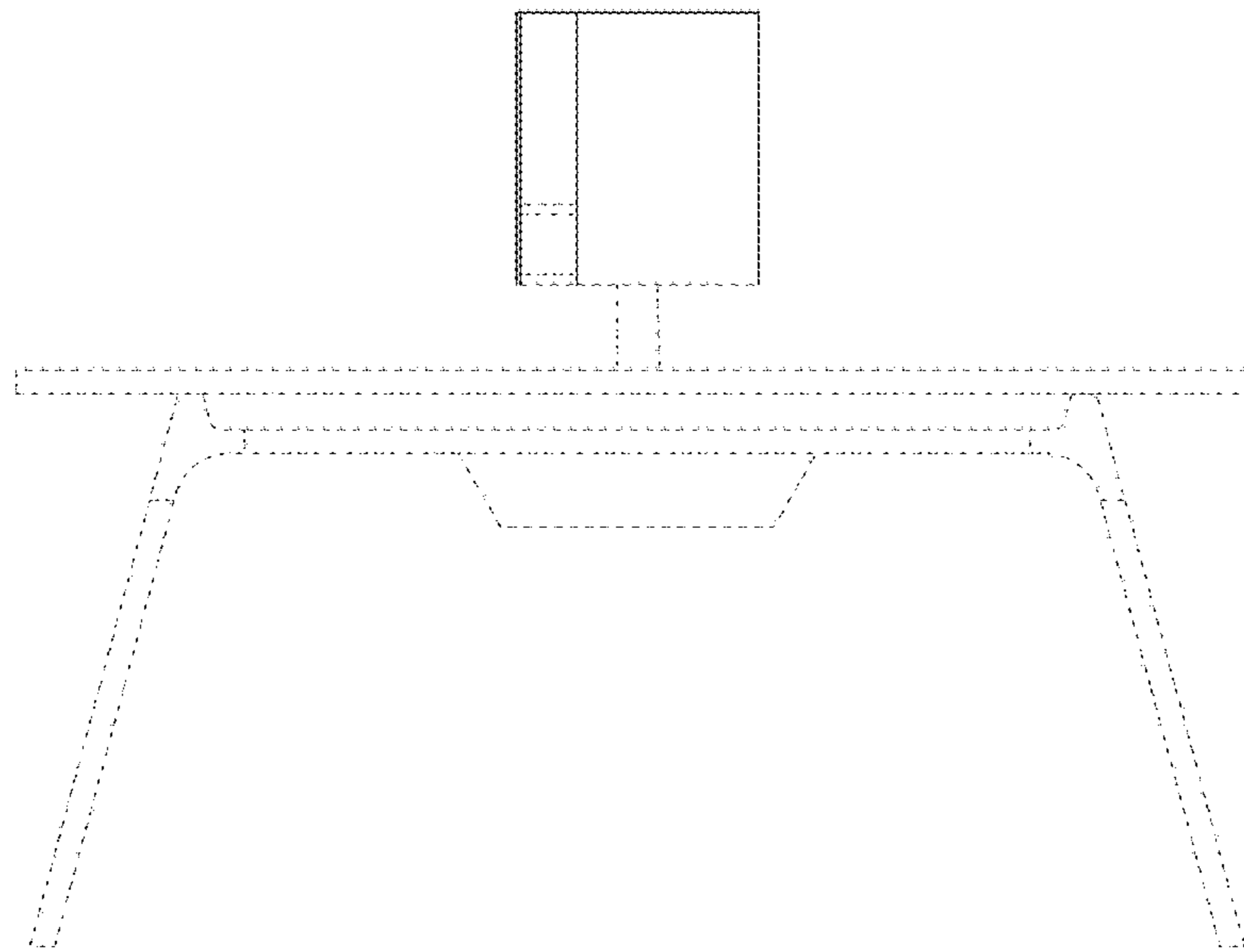


Fig. 4

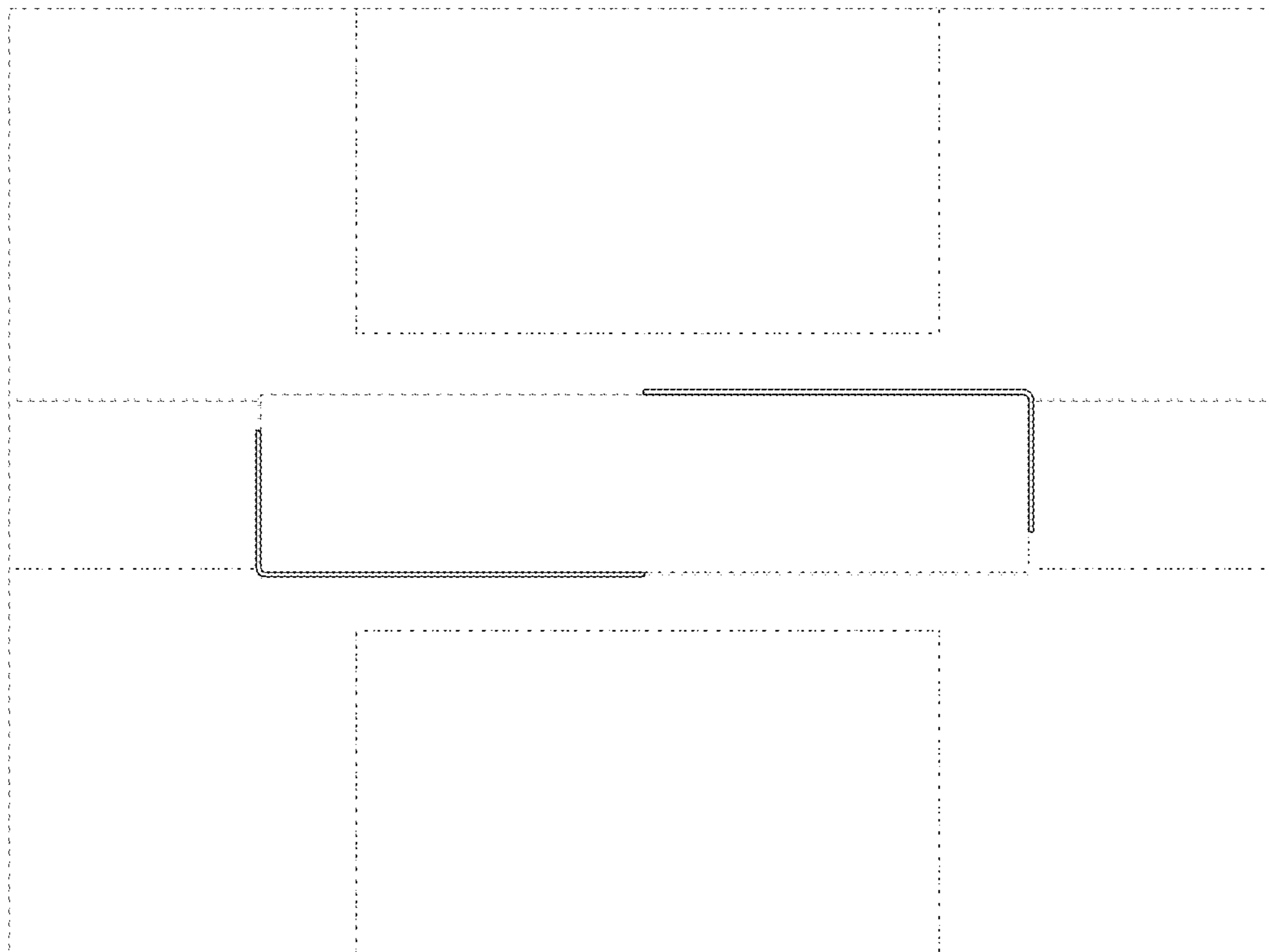


Fig. 5