



US00D779226S

(12) **United States Design Patent** (10) **Patent No.:** **US D779,226 S**  
**Holguin** (45) **Date of Patent:** **\*\* Feb. 21, 2017**

(54) **TUFTED CLOTHING HANGER**  
(71) Applicant: **Hassan Hassan LLC**, Austin, TX (US)  
(72) Inventor: **Shannon Holguin**, Austin, TX (US)  
(\*\*) Term: **14 Years**

(21) Appl. No.: **29/519,169**  
(22) Filed: **Mar. 3, 2015**  
(51) **LOC (10) Cl.** ..... **08-05**  
(52) **U.S. Cl.**  
USPC ..... **D6/513; D8/372**  
(58) **Field of Classification Search**  
USPC ... D6/569, 512-514, 566, 553, 567, D6/315,  
D6/320, 327; D8/349, 354, 367, 372;  
248/301-304, 309.1, 309.2; 211/13.1, 30,  
211/32, 70.6, 56.01, 87.01, 181.1  
CPC ..... A47G 7/044; A47G 7/041; A47G 7/047;  
A47J 45/10; A47J 47/16  
See application file for complete search history.

(56) **References Cited**

**U.S. PATENT DOCUMENTS**

D17,676 S *	8/1887	Palmenberg	.....	D6/320
D461,706 S *	8/2002	Goodman	.....	D6/513
D465,998 S *	11/2002	Goodman	.....	D6/566
D473,455 S *	4/2003	Goodman	.....	D6/513
D491,791 S *	6/2004	Snell	.....	D8/367
D491,792 S *	6/2004	Snell	.....	D8/367
D553,960 S *	10/2007	Schmidt	.....	D8/372
D581,711 S *	12/2008	Goodman	.....	D6/572
D616,232 S *	5/2010	Guindi	.....	D6/514
D706,613 S *	6/2014	Callif	.....	D8/372

D707,541 S *	6/2014	Goodman	.....	D8/372
2007/0114349 A1 *	5/2007	Lawson	.....	A47G 25/0607 248/304
2010/0084530 A1 *	4/2010	Lai	.....	A47G 25/0678 248/304

**OTHER PUBLICATIONS**

youtube.com, A Hookers Rack, Apr. 21, 2015, <https://www.youtube.com/watch?v=fS0HkJhLxdU>.\*

\* cited by examiner

*Primary Examiner* — David Muller  
*Assistant Examiner* — Nathan Johnston  
(74) *Attorney, Agent, or Firm* — Chainey P. Singleton;  
Chalker Flores, LLP

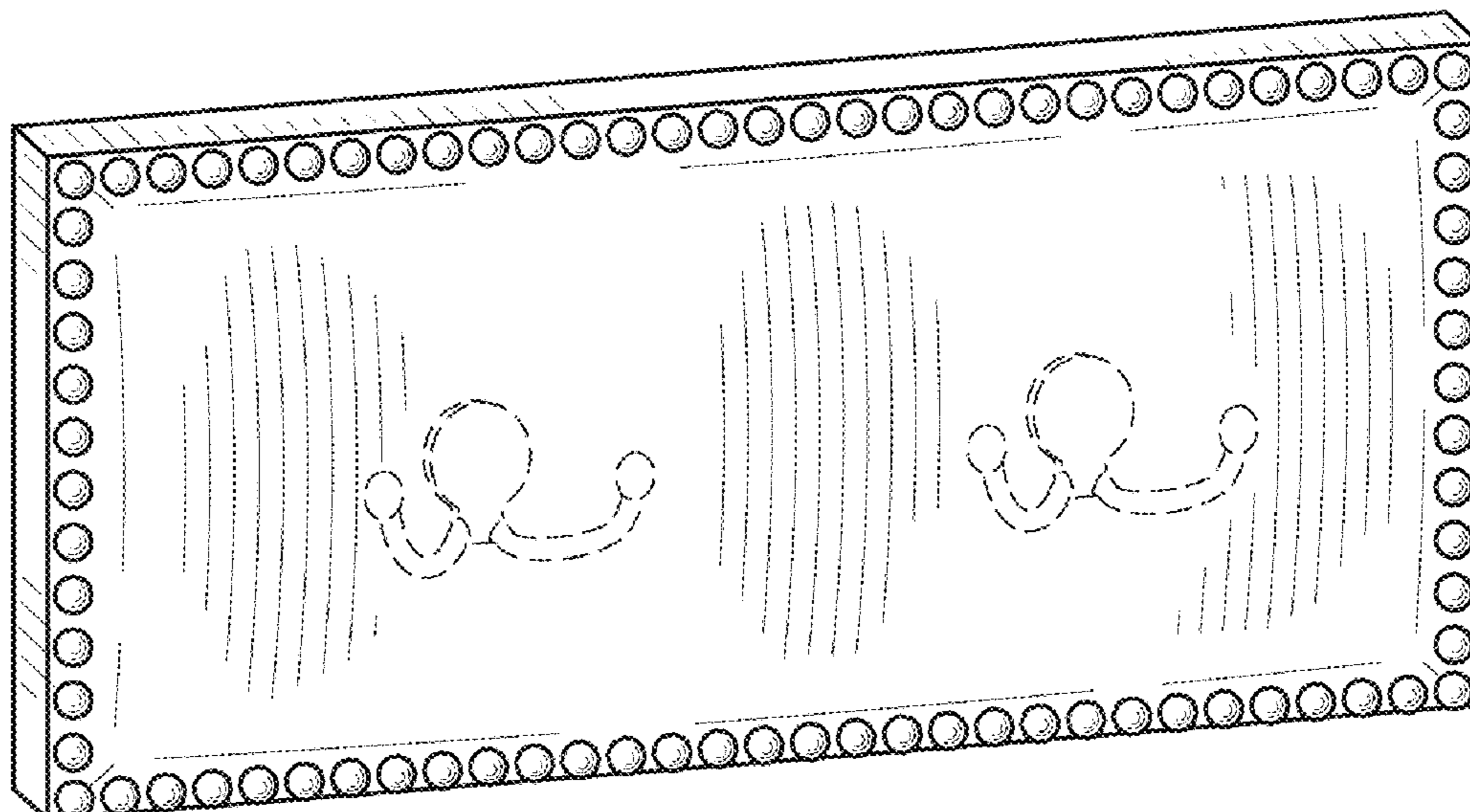
(57) **CLAIM**

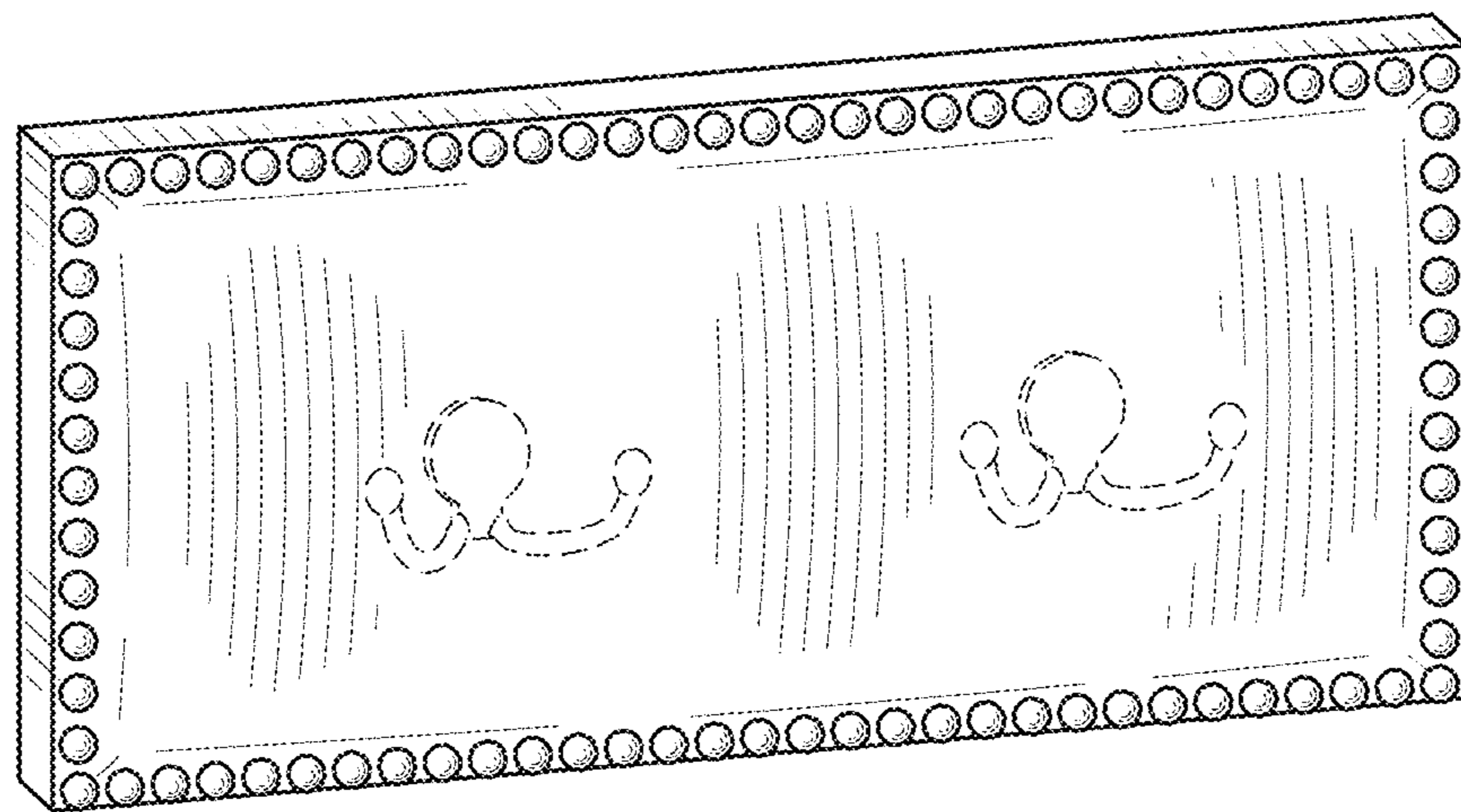
The ornamental design for a tufted clothing hanger, as shown and described.

**DESCRIPTION**

FIG. 1 is an isometric view of a tufted clothing hanger showing my new design.  
FIG. 2 is a front elevation view thereof.  
FIG. 3 is a top plan view thereof, the bottom plan view being a mirror image; and,  
FIG. 4 is a side elevation view thereof.  
The features shown in broken lines depict environmental structure only and form no part of the claimed design.

**1 Claim, 2 Drawing Sheets**





*FIG. 1*

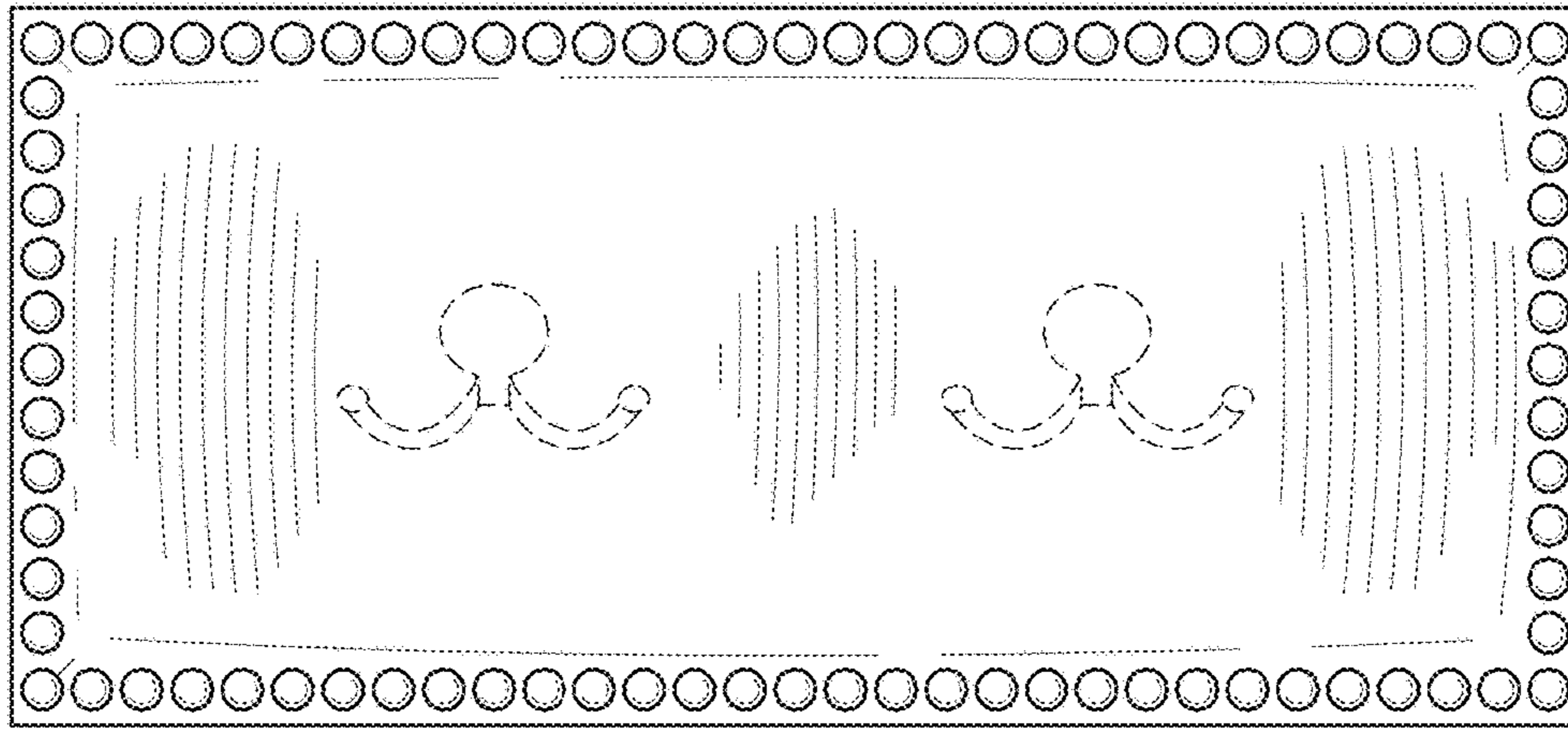


FIG. 2




FIG. 3

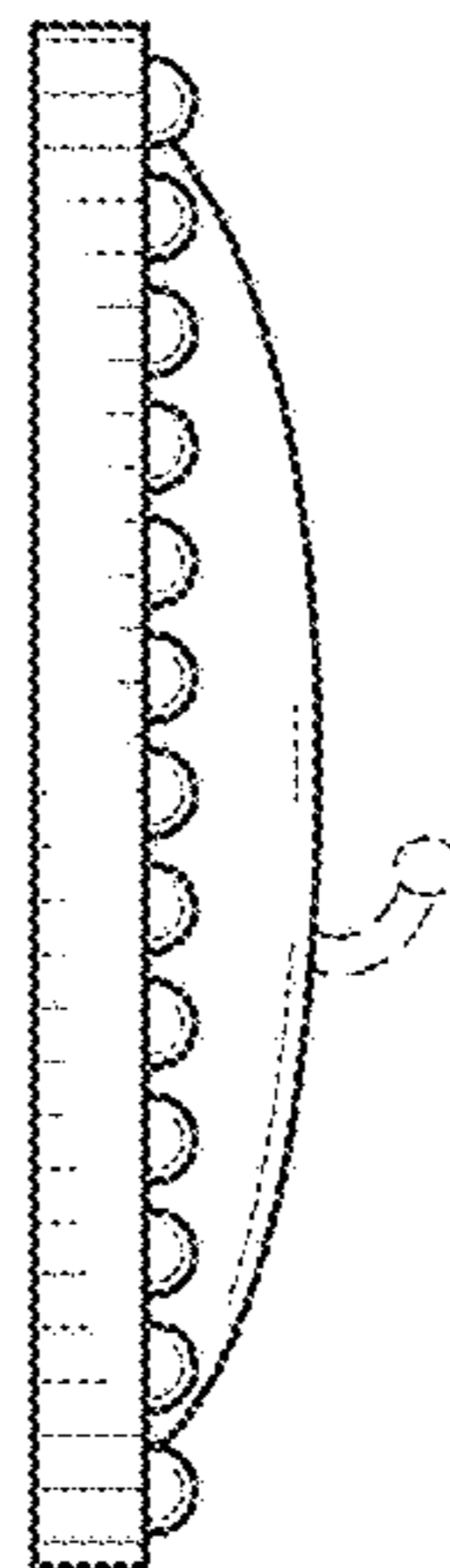


FIG. 4