



US00D779218S

(12) **United States Design Patent** (10) **Patent No.:** **US D779,218 S**
Roberts et al. (45) **Date of Patent:** **** *Feb. 21, 2017**

(54) **UNIQUE CAR SEAT WITH A CARVE-IN SPACE ON LUMBAR SECTION**

(71) Applicants: **Edna Yvonn Roberts**, Henderson, NV (US); **Martha Gutierrez**, Henderson, NV (US)

(72) Inventors: **Edna Yvonn Roberts**, Henderson, NV (US); **Martha Gutierrez**, Henderson, NV (US)

(*) Notice: This patent is subject to a terminal disclaimer.

(**) Term: **14 Years**

(21) Appl. No.: **29/464,757**

(22) Filed: **Aug. 20, 2013**

(51) **LOC (10) Cl.** **06-01**

(52) **U.S. Cl.**
USPC **D6/356**

(58) **Field of Classification Search**
USPC D6/333-336, 342-356, 360-381, 388, D6/403, 491-502, 692, 708, 708.21, 716, D6/716.2-716.4; 244/118.6, 122 R; 297/188.04, 217.3, 238, 257, 271.6, 297/284.4-284.5, 291, 297, 302.4, 353, 297/344.1, 354.1, 362.13, 396, 411.2, 297/411.27-411.32, 411.43, 423.1, 297/423.12, 440.11, 440.15, 297/440.21-440.24, 448.1, 451.4, 452.13, 297/452.18, 452.21, 452.27, 452.29, 297/452.3, 452.41, 452.56, 452.64, 484

See application file for complete search history.

(56) **References Cited**

U.S. PATENT DOCUMENTS

5,161,855	A *	11/1992	Harmon	297/238
D344,639	S *	3/1994	Evans, Jr.	D6/333
5,380,060	A *	1/1995	Sponsler et al.	297/238
7,000,994	B2 *	2/2006	Leighton	297/484
D535,485	S *	1/2007	Moburg	D6/356
D578,315	S *	10/2008	Wyszogrod et al.	D6/356
D590,611	S *	4/2009	Higashida	D6/356
D614,878	S *	5/2010	Higashida et al.	D6/356
D614,879	S *	5/2010	Higashida et al.	D6/356
D639,575	S *	6/2011	Freeman	D6/356
D650,189	S *	12/2011	Nakaminami et al.	D6/356
2005/0168041	A1 *	8/2005	Glance et al.	297/452.18
2006/0071529	A1 *	4/2006	Yetukuri et al.	297/411.32

* cited by examiner

Primary Examiner — Ricky Pham

(74) *Attorney, Agent, or Firm* — Oakwood Law Group, LLP

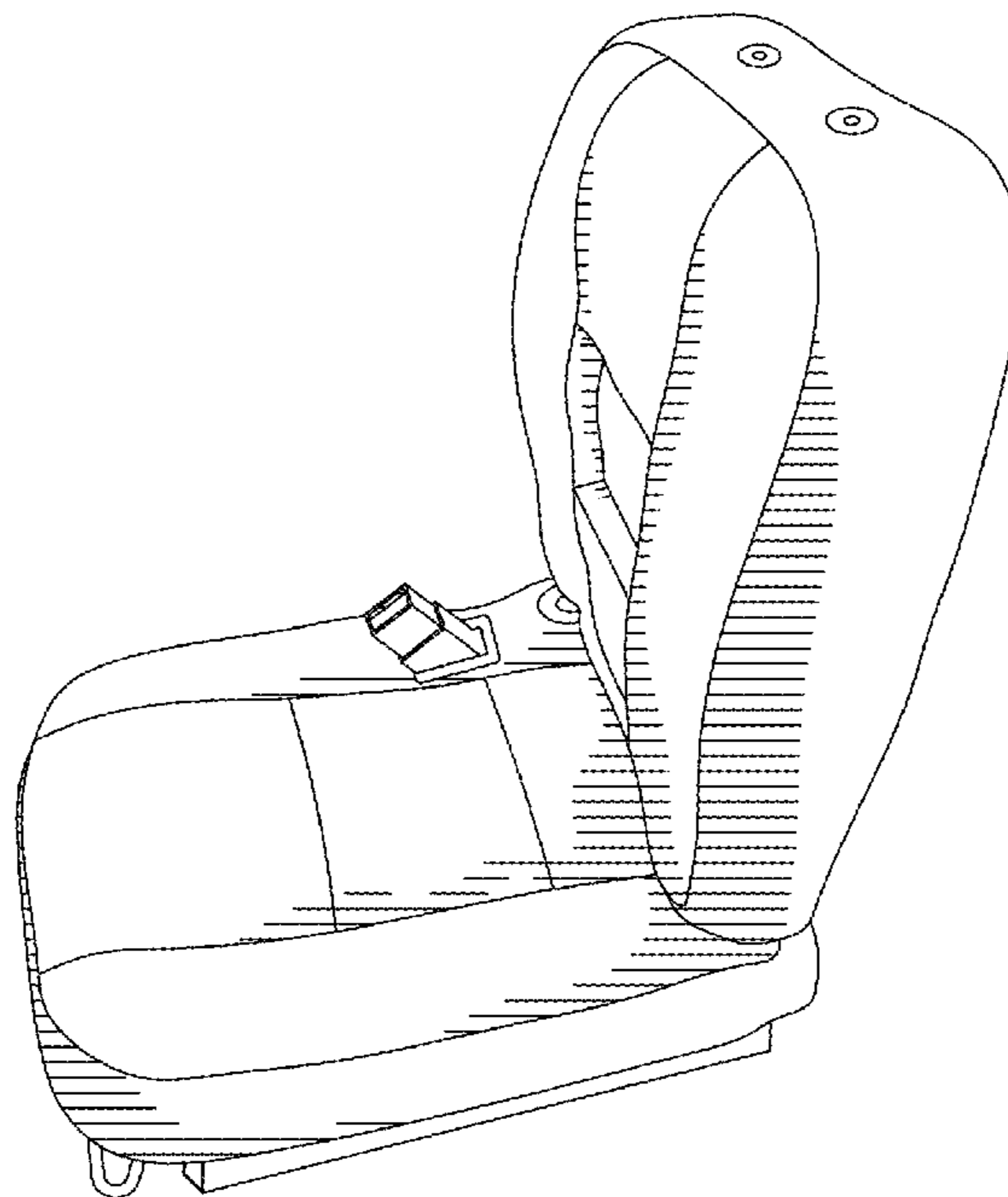
(57) **CLAIM**

The ornamental design for a unique car seat with a carve-in space on lumbar section, as shown and described.

DESCRIPTION

FIG. 1 shows a front side view of a unique car seat with a carve-in space on lumbar section showing our new design; FIG. 2 shows a back side view thereof; FIG. 3 shows an upper side view thereof; FIG. 4 shows a bottom side view thereof; FIG. 5 shows a perspective left side view thereof; FIG. 6 shows a right side view thereof; and, FIG. 7 shows a left side view thereof.

1 Claim, 7 Drawing Sheets






FIG. 1




FIG. 2

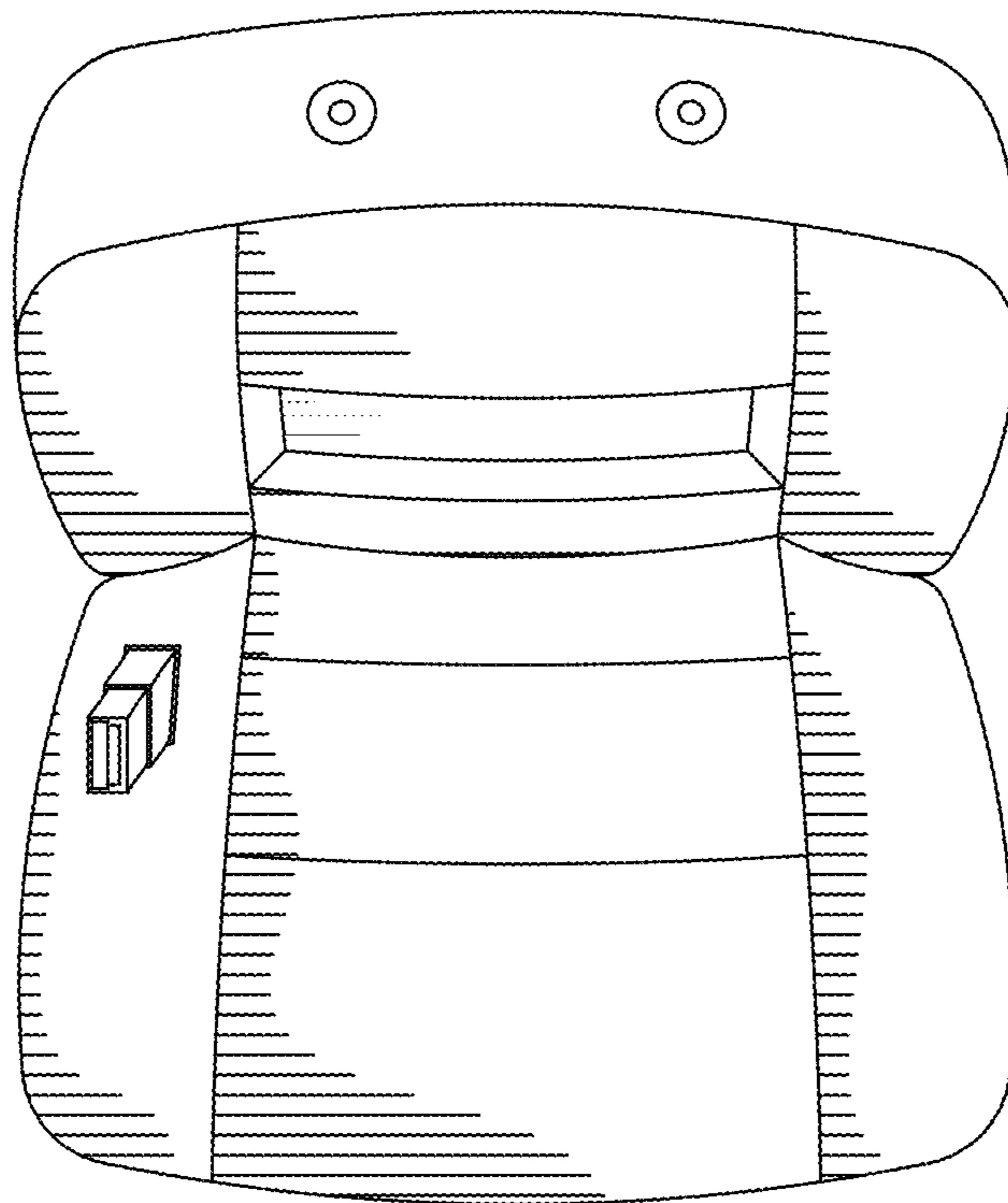


FIG. 3

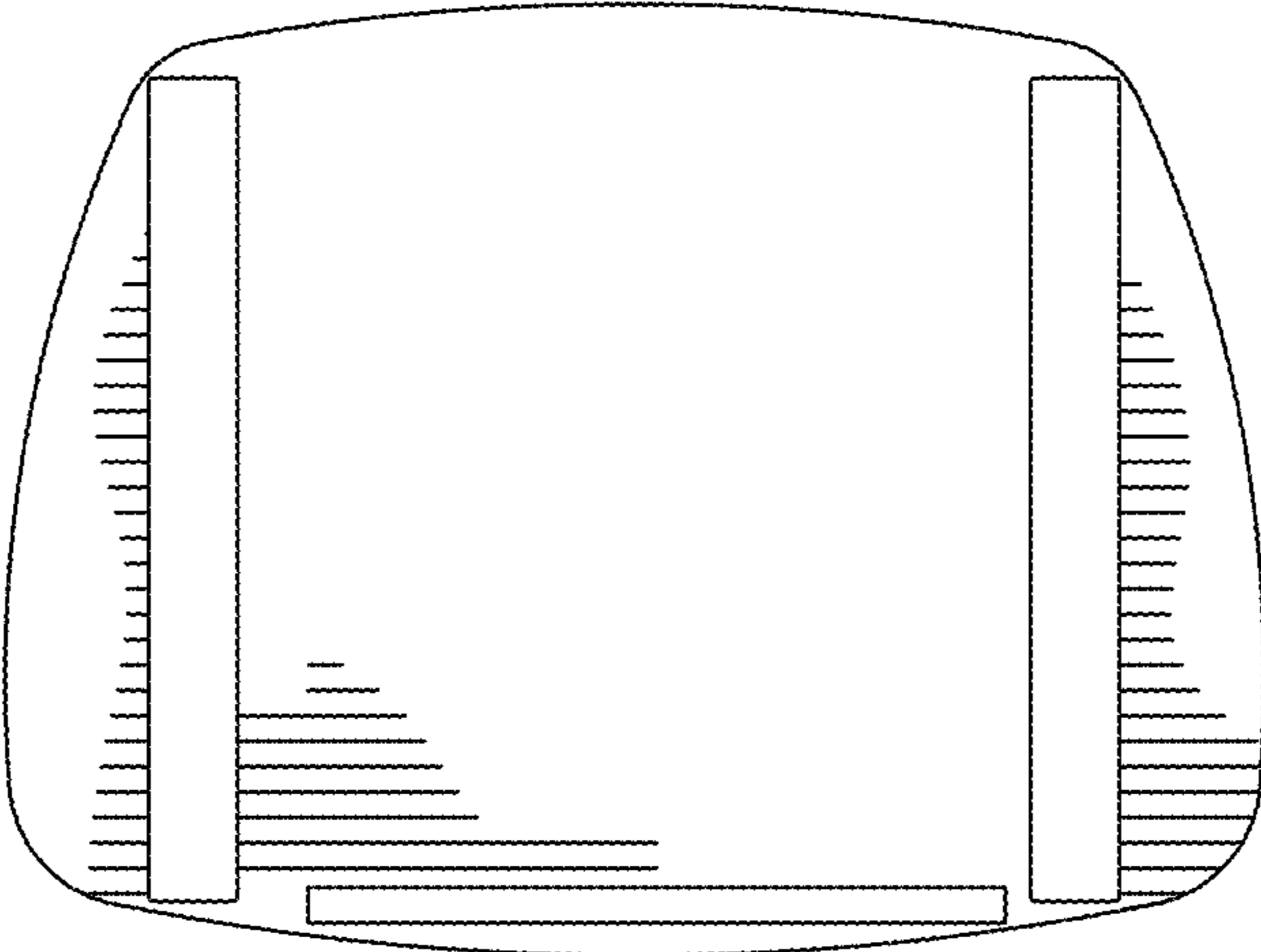


FIG. 4

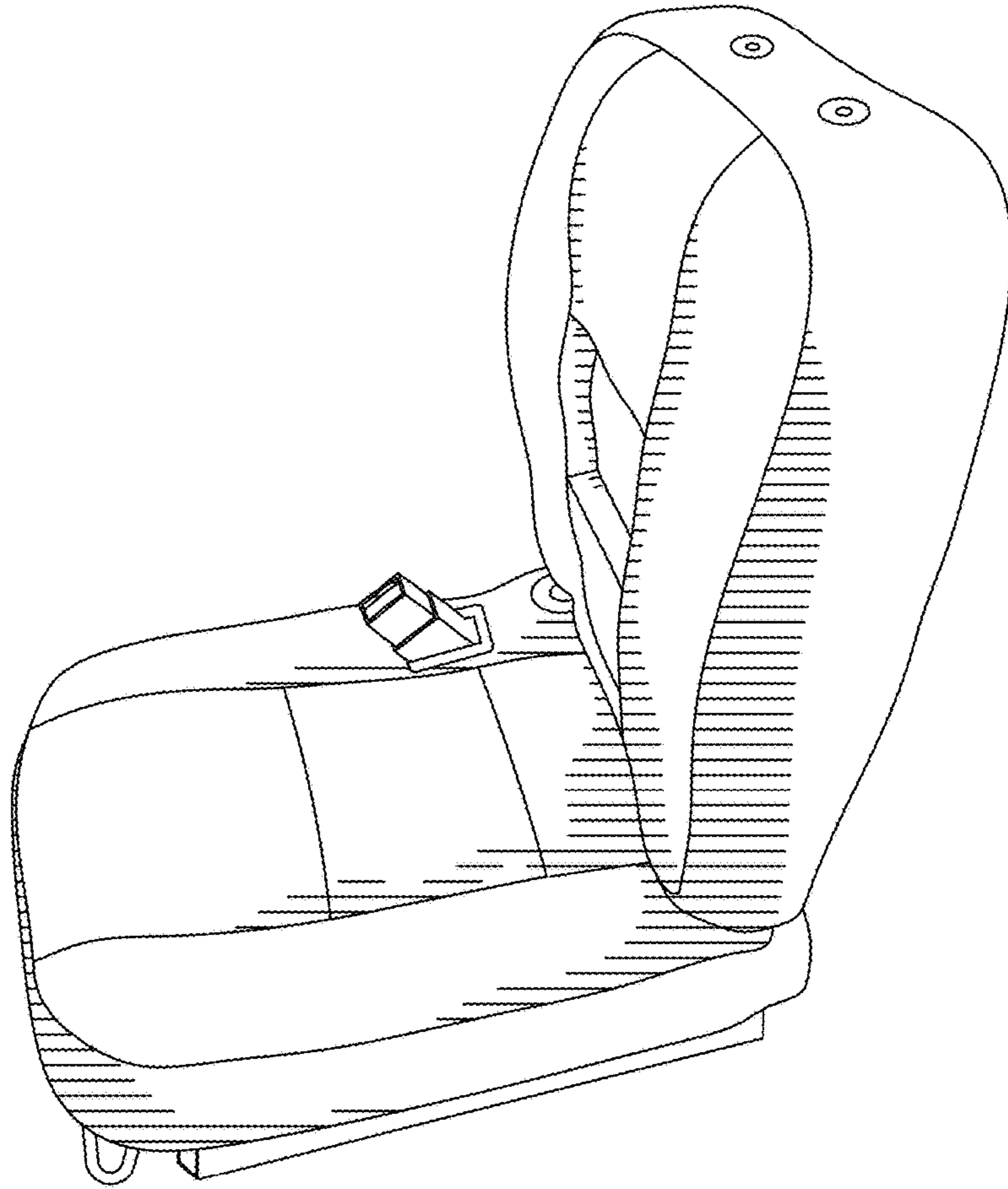


FIG. 5

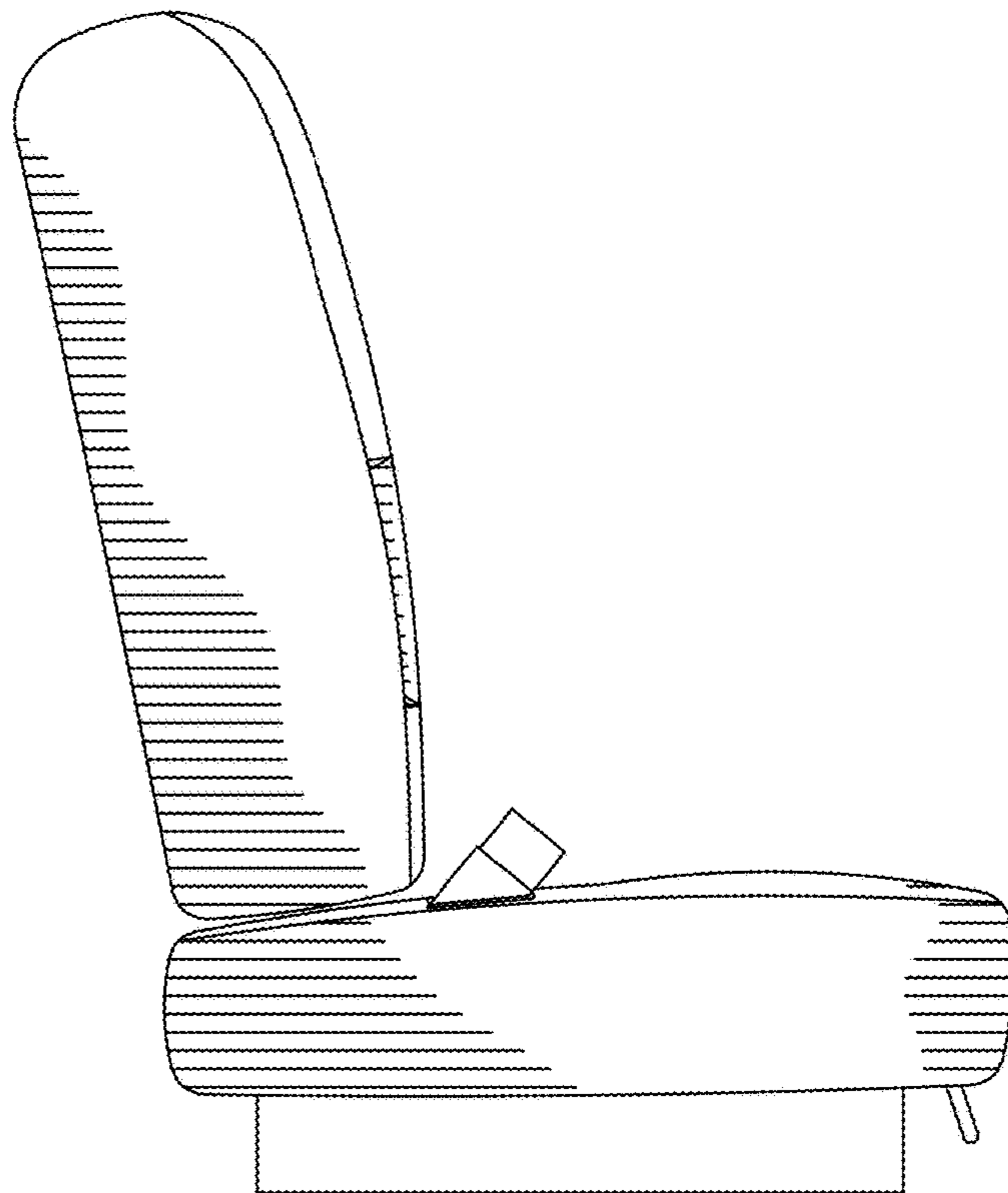


FIG. 6

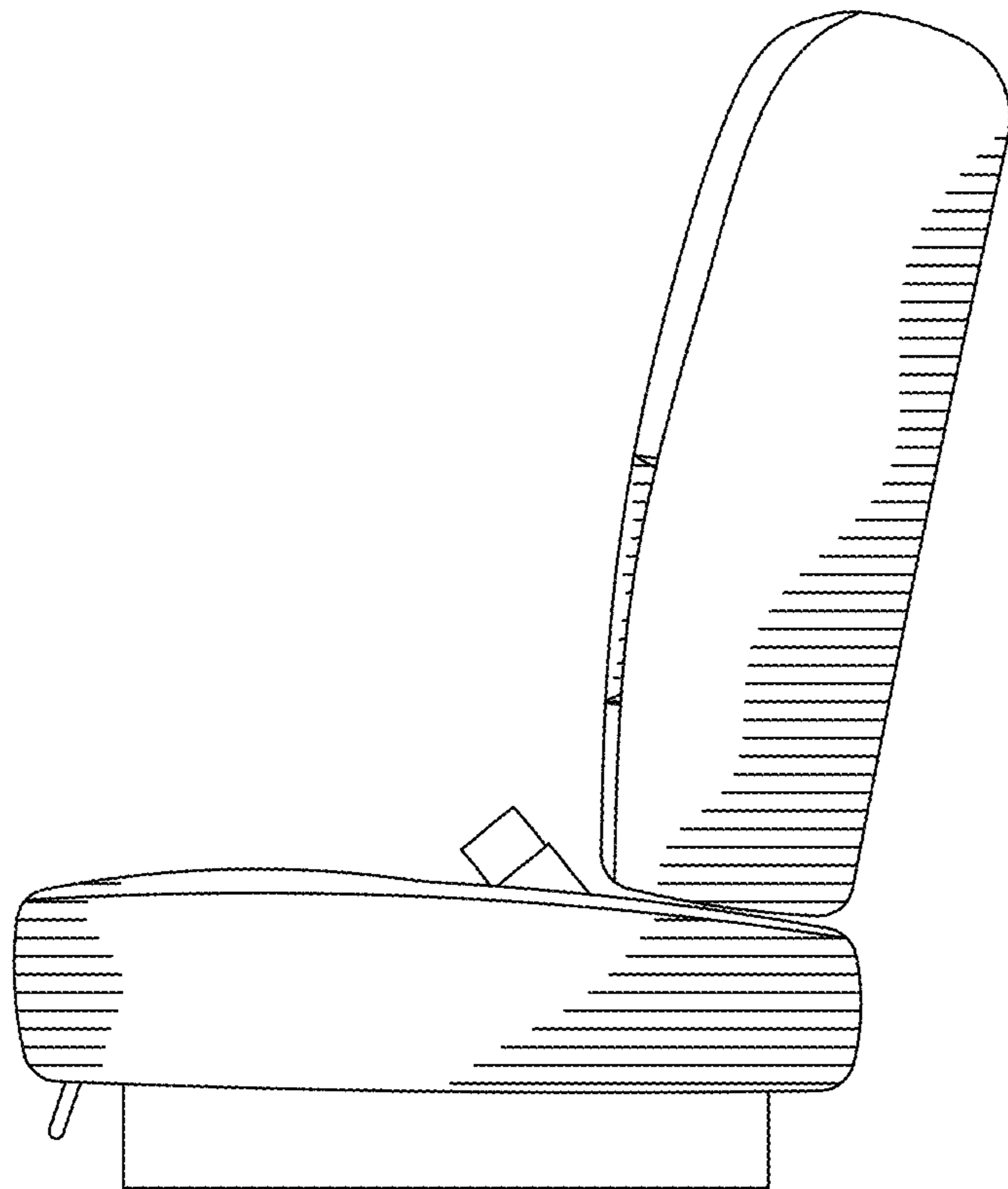


FIG. 7