



US00D779206S

(12) **United States Design Patent** (10) **Patent No.:** **US D779,206 S**
Hsu et al. (45) **Date of Patent:** **** Feb. 21, 2017**

(54) **MESH BASKET**
(71) Applicant: **Seville Classics Inc.**, Torrance, CA (US)
(72) Inventors: **Li-Han Hsu**, Torrance, CA (US); **Cynthia J. Luff**, Redondo Beach, CA (US)
(73) Assignee: **Seville Classics, Inc.**, Torrance, CA (US)
(**) Term: **15 Years**
(21) Appl. No.: **29/533,256**
(22) Filed: **Jul. 15, 2015**
(51) **LOC (10) Cl.** **03-01**
(52) **U.S. Cl.**
USPC **D3/306**
(58) **Field of Classification Search**
USPC D3/304, 306, 315; D7/550.1, 554.2, D7/554.3; D19/75, 77-78, 81
CPC A47G 19/12; A47G 23/06; A47J 47/14
See application file for complete search history.

(56) **References Cited**

U.S. PATENT DOCUMENTS

5,992,676 A * 11/1999 Tsai A47G 19/02 220/485
D433,709 S * 11/2000 Hardy D19/75
D433,711 S * 11/2000 Andujar D19/75
D437,984 S * 2/2001 Weiss D34/1
D449,074 S * 10/2001 Andujar D19/75
D453,027 S * 1/2002 Andujar D19/90
D490,935 S * 6/2004 Zadro D28/77
D492,112 S * 6/2004 Hardy D6/306
D513,874 S * 1/2006 Hardy D3/306
D514,764 S * 2/2006 Kumagai D32/55
D528,300 S * 9/2006 Hardy D3/306
D535,822 S * 1/2007 Smith D3/304

D551,455 S * 9/2007 Norvell D3/306
D563,163 S * 3/2008 Blouw D7/409
D579,660 S * 11/2008 Snider D3/304
D586,558 S * 2/2009 Ziemann D3/304
D615,825 S * 5/2010 Curtin D7/667
D625,154 S * 10/2010 Bagley D7/667
D632,080 S * 2/2011 Hardy D3/306
D639,561 S * 6/2011 Hardy D3/306
D640,884 S * 7/2011 Tiemann D6/680.3
D653,911 S * 2/2012 Stamper D7/543
D657,563 S * 4/2012 Hardy D3/306
D658,881 S * 5/2012 Post D3/306
D677,056 S * 3/2013 Hu D3/306
D679,501 S * 4/2013 Hu D3/306
D679,556 S * 4/2013 Chen D7/667
D683,963 S * 6/2013 Tsai D3/304
D689,695 S * 9/2013 Hu D3/306
D697,310 S * 1/2014 Snider D3/306
D730,128 S * 5/2015 Hu D7/637
D731,256 S * 6/2015 Hu D7/637
D745,279 S * 12/2015 Goodman D3/304
D766,656 S * 9/2016 MacInnis D23/209
D767,469 S * 9/2016 Liu D12/407

(Continued)

Primary Examiner — Kelley Donnelly
(74) *Attorney, Agent, or Firm* — Raymond Sun


(57) **CLAIM**

The ornamental design for a mesh basket, as shown and described.

DESCRIPTION

FIG. 1 is a perspective view of a mesh basket showing our new design.
FIG. 2 is a front plan view thereof;
FIG. 3 is a left plan view thereof;
FIG. 4 is a right plan view thereof;
FIG. 5 is a top plan view thereof;
FIG. 6 is a bottom plan view thereof; and,
FIG. 7 is a rear plan view thereof.

1 Claim, 7 Drawing Sheets



(56)

References Cited

U.S. PATENT DOCUMENTS

2012/0152993 A1* 6/2012 Chen B62J 9/00
224/419

* cited by examiner




FIG. 1




FIG. 2




FIG. 3




FIG. 4




FIG. 5



FIG. 6




FIG. 7