



US00D779186S

(12) **United States Design Patent**
Kim et al.

(10) **Patent No.:** **US D779,186 S**

(45) **Date of Patent:** **** Feb. 21, 2017**

(54) **SHOE UPPER**

(71) Applicant: **NIKE, Inc.**, Beaverton, OR (US)

(72) Inventors: **Rachel Kim**, Portland, OR (US);
Jessica Tresser, Portland, OR (US);
Phil Woodman, Portland, OR (US)

(73) Assignee: **NIKE, Inc.**, Beaverton, OR (US)

(**) Term: **15 Years**

(21) Appl. No.: **29/531,903**

(22) Filed: **Jun. 30, 2015**

(51) **LOC (10) Cl.** **02-99**

(52) **U.S. Cl.**
USPC **D2/972**

(58) **Field of Classification Search**
USPC D2/902, 906-908, 944, 946, 969,
D2/972-974, 978

CPC ... A43B 13/181; A43B 13/141; A43B 13/186;
A43B 13/188; A43B 23/00; A43B 23/02;
A43B 5/00; A43B 23/26; A43B 1/04;
A43B 11/14; A43B 7/00; A43C
1/00; A43C 11/00; A43C 5/00

See application file for complete search history.

(56) **References Cited**

U.S. PATENT DOCUMENTS

D284,518 S	7/1986	Lowe, Jr. et al.	
D354,391 S	1/1995	Hatfield et al.	
D367,160 S *	2/1996	Fabio	D2/907
D432,781 S *	10/2000	Hardy	D2/972
D471,701 S	3/2003	Moehring et al.	
D496,152 S *	9/2004	Doxey	D2/972
D498,578 S	11/2004	Gebhardt	
D498,906 S	11/2004	Gebhardt	
D498,908 S	11/2004	Gebhardt et al.	

D511,887 S	11/2005	Jean-Poix et al.	
D513,857 S *	1/2006	Hlavacs	D2/972
D516,287 S *	3/2006	Fontanarosa	D2/972
D523,226 S	6/2006	Hudson	
D523,227 S	6/2006	Fullum	
D524,028 S	7/2006	Fullum	
D572,462 S	7/2008	Hatfield et al.	
D593,294 S *	6/2009	St-Louis	D2/969
D636,588 S	4/2011	Avar	
D663,933 S	7/2012	Lane	
D679,083 S	4/2013	Bosomworth	
D689,685 S *	9/2013	Chang	D2/972
D707,438 S	6/2014	Taylor	
D707,950 S	7/2014	William, Jr.	
D710,083 S	8/2014	Dolce	
D718,032 S	11/2014	VanHook	
D718,036 S	11/2014	McMillan	
D718,037 S	11/2014	Dolce	
D722,226 S	2/2015	Williams, Jr.	

* cited by examiner

Primary Examiner — Dominic Simone

(74) *Attorney, Agent, or Firm* — Banner & Witcoff, Ltd.

(57) **CLAIM**

The ornamental design for a shoe upper, as shown and described.

DESCRIPTION

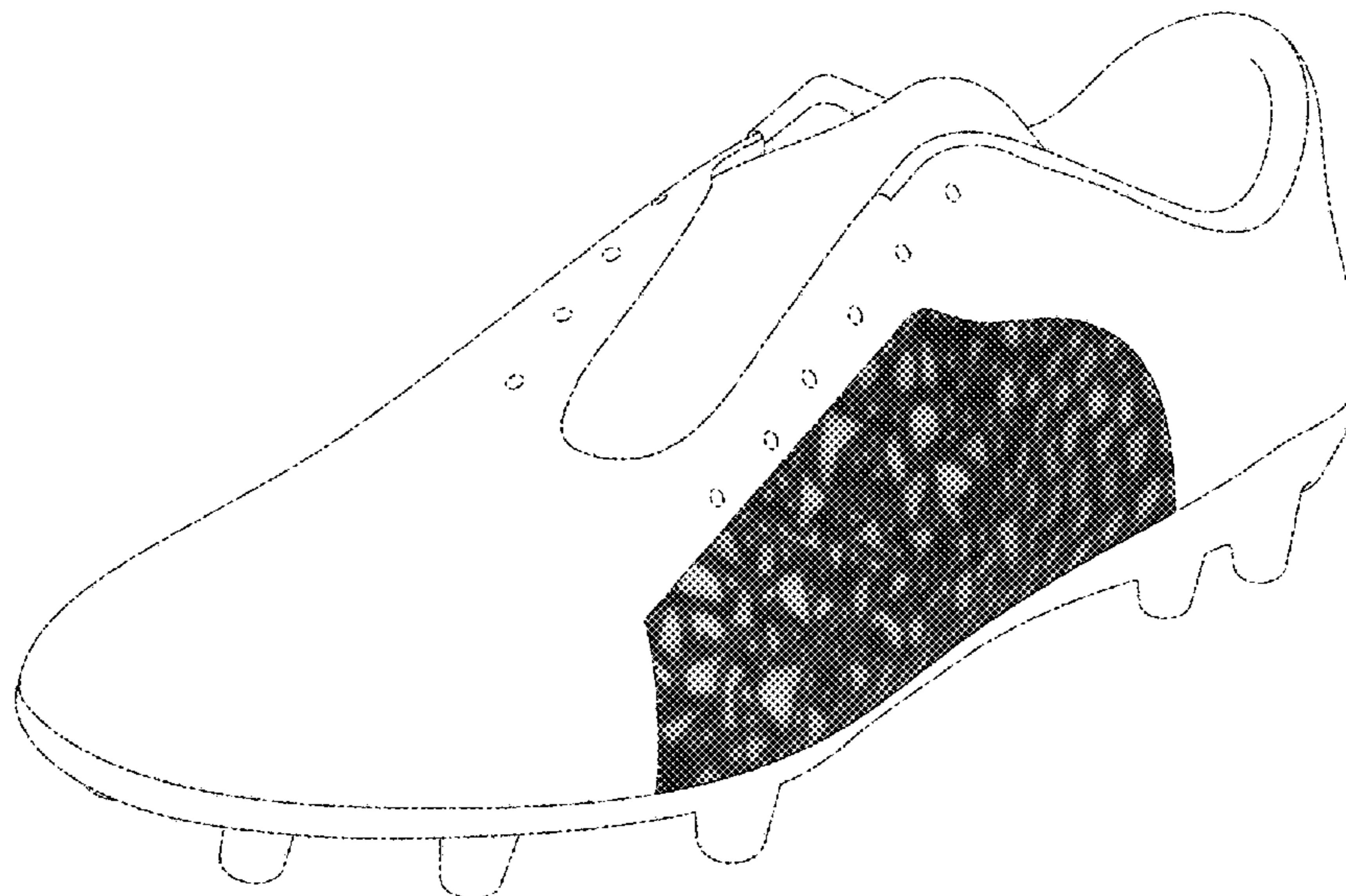
FIG. 1 is a front perspective view of a shoe upper showing our new design;

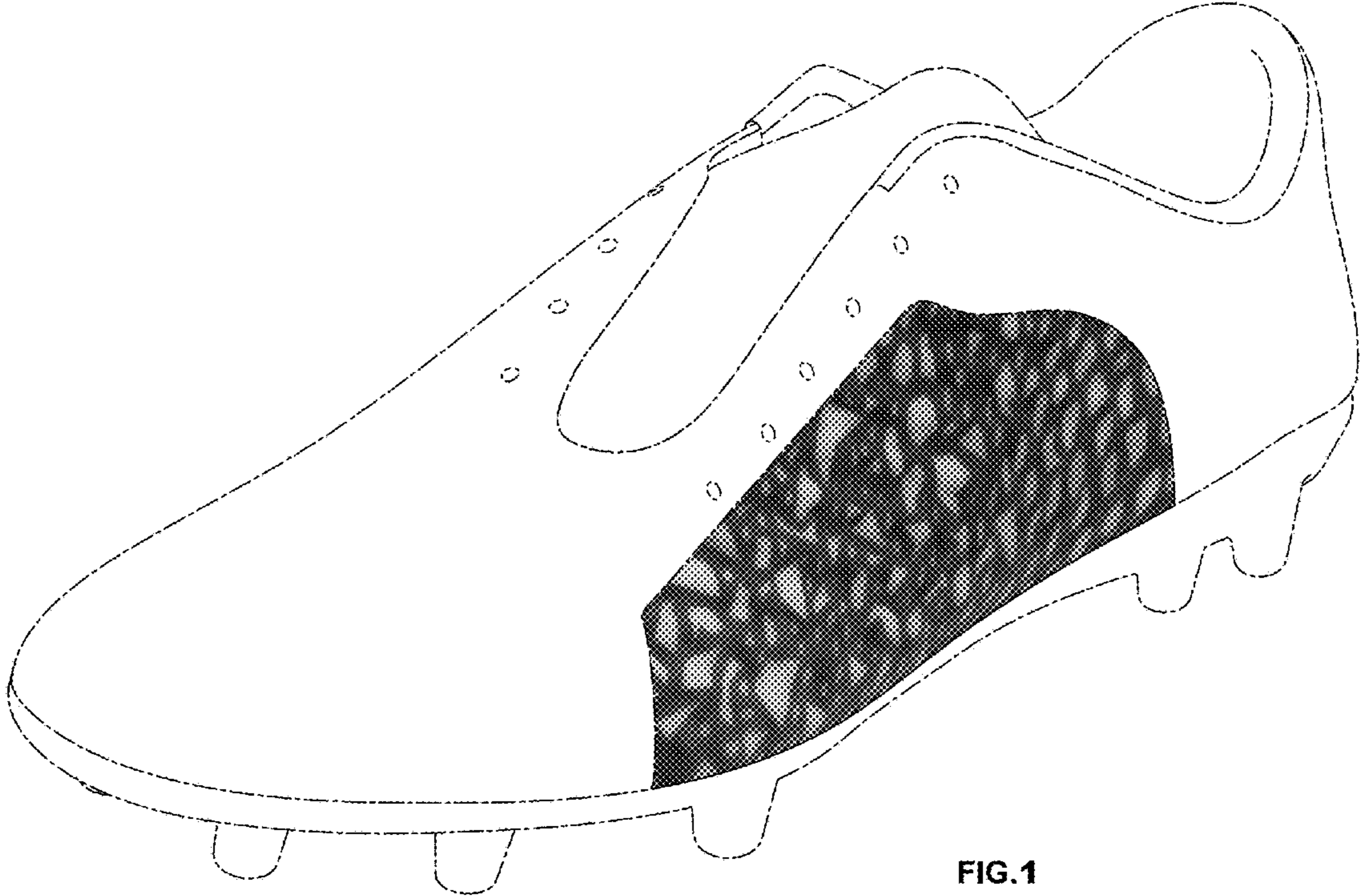
FIG. 2 is a side view thereof; and,

FIG. 3 is a rear perspective view thereof.

The photographic area is claimed. The broken lines immediately adjacent to the photographic area represent unclaimed boundaries of the design. The broken lines showing the remainder of the shoe are for environmental purposes only and form no part of the claimed design.

1 Claim, 3 Drawing Sheets





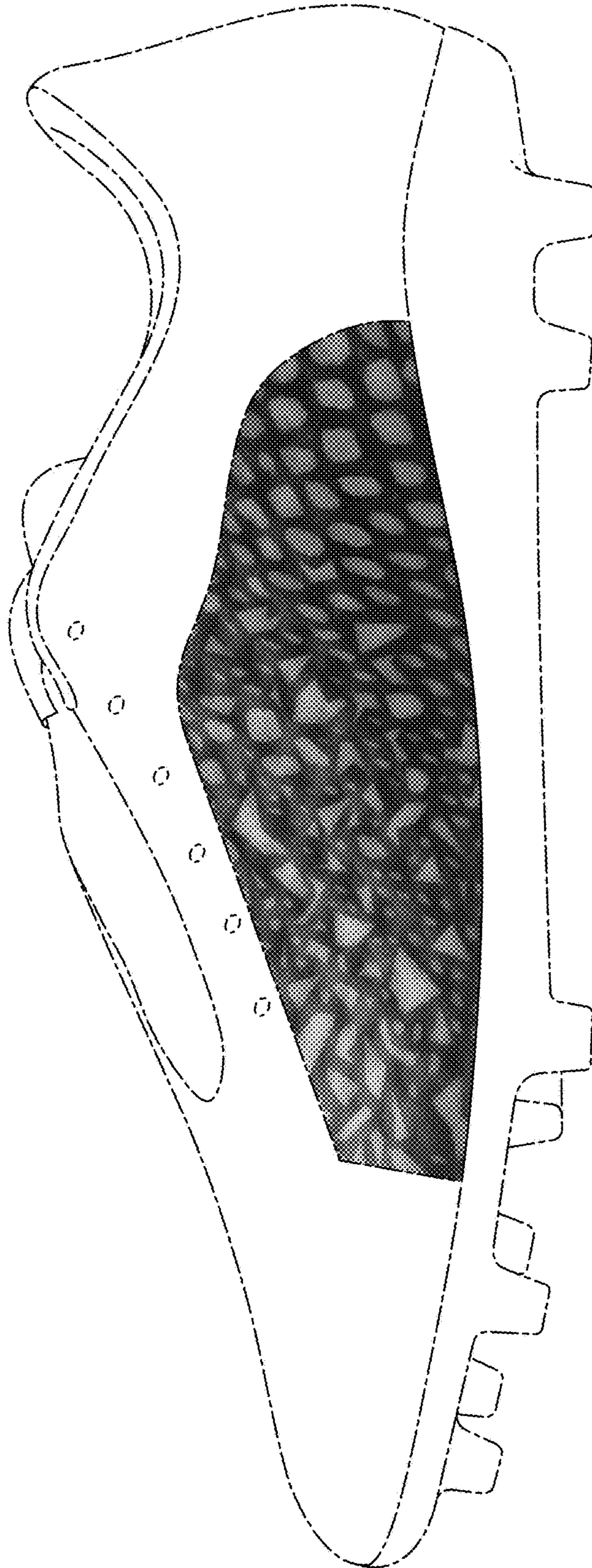


FIG. 2

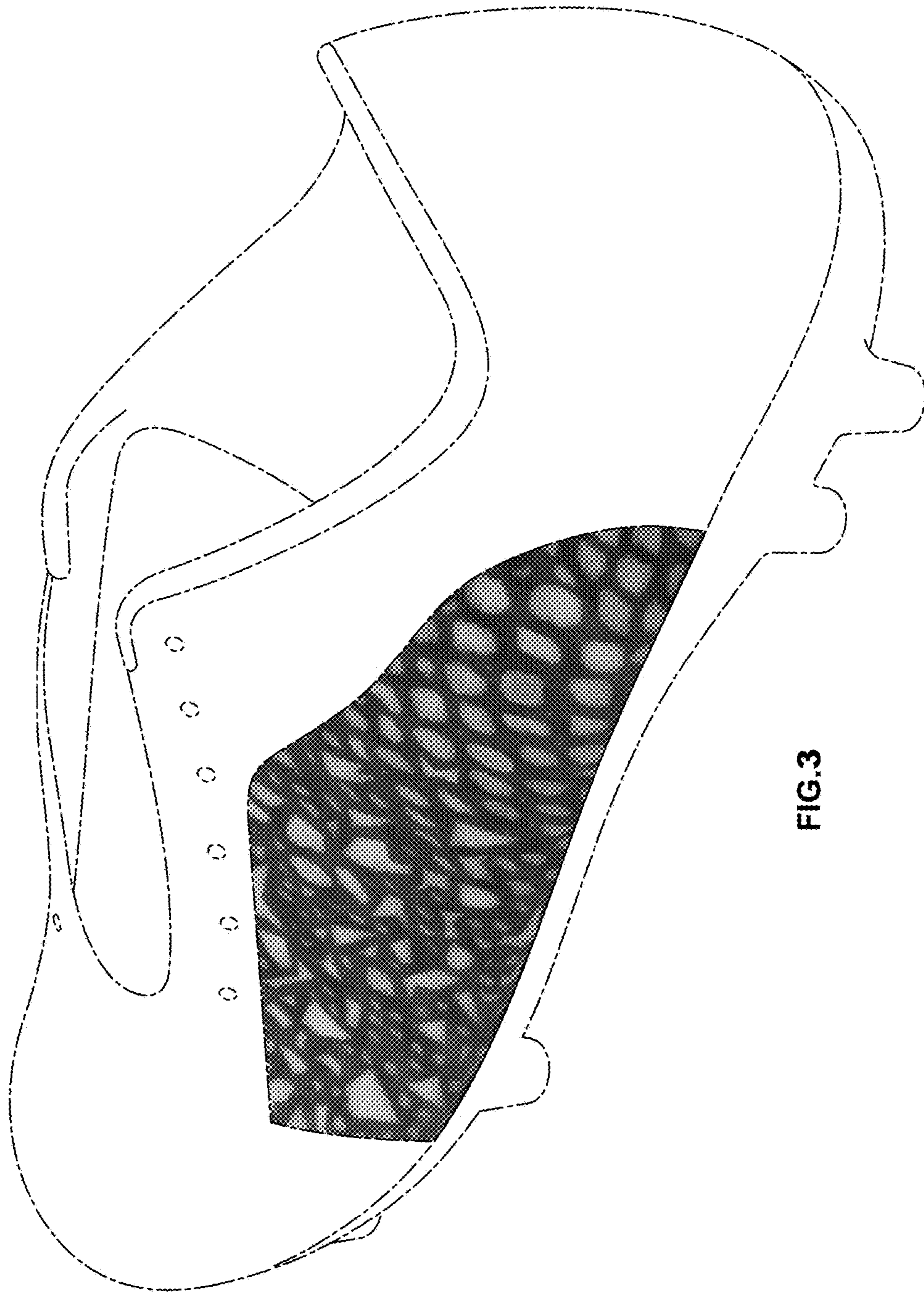


FIG.3