



US00D779185S

(12) **United States Design Patent**
Abe et al.

(10) **Patent No.:** **US D779,185 S**

(45) **Date of Patent:** **** Feb. 21, 2017**

(54) **BOOT**

(71) Applicant: **NIKE, Inc.**, Beaverton, OR (US)

(72) Inventors: **Chitose Abe**, Tokyo (JP); **Darryl Matthews**, Portland, OR (US); **Brian Mitchell**, Beaverton, OR (US)

(73) Assignee: **NIKE, Inc.**, Beaverton, OR (US)

(**) Term: **15 Years**

(21) Appl. No.: **29/540,134**

(22) Filed: **Sep. 21, 2015**

(51) **LOC (10) Cl.** **02-04**

(52) **U.S. Cl.**
USPC **D2/970**

(58) **Field of Classification Search**
USPC D2/896, 909-915, 946, 970
CPC A43C 17/02; A43B 5/04; A43B 3/16;
A43B 23/00

See application file for complete search history.

(56) **References Cited**

U.S. PATENT DOCUMENTS

D409,827 S	*	5/1999	Holmes	D2/972
D412,053 S	*	7/1999	Blakeslee	D2/972
D414,599 S	*	10/1999	Doxey	D2/972
D416,129 S	*	11/1999	Lotti	D2/972
D417,948 S	*	12/1999	Cooper	D2/972
D431,899 S	*	10/2000	Cooper	D2/972

D517,792 S	*	3/2006	Sedlbauer	D2/970
D524,522 S	*	7/2006	Matis	D2/970
D528,274 S	*	9/2006	Matis	D2/970
D540,524 S	*	4/2007	Belley	D2/970
D624,295 S	*	9/2010	McCarron	D2/910

* cited by examiner

Primary Examiner — Ian Simmons

Assistant Examiner — Rashida C Walshon

(74) *Attorney, Agent, or Firm* — Shook, Hardy & Bacon L.L.P.

(57) **CLAIM**

The ornamental design for a boot, as shown and described.

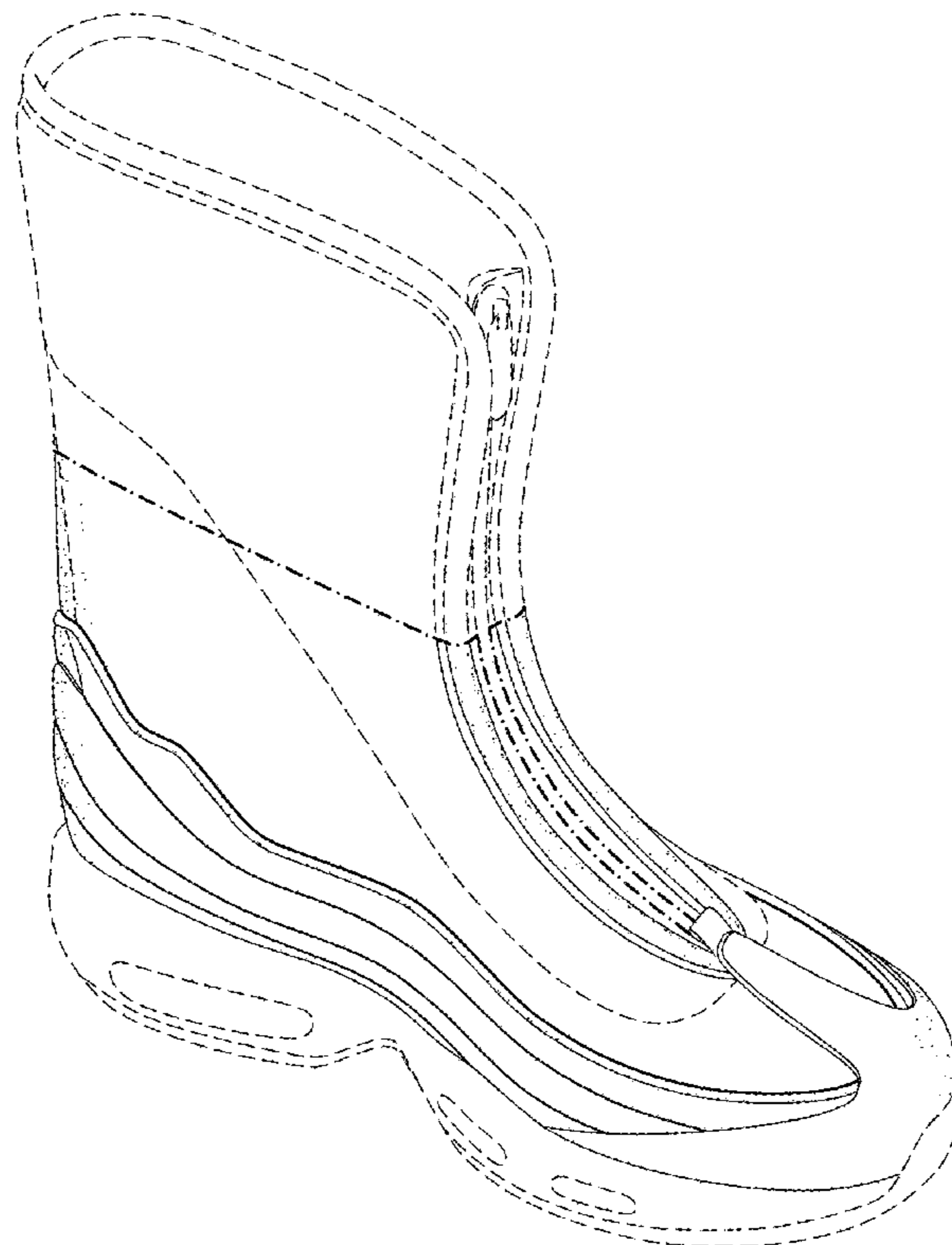
DESCRIPTION

FIG. 1 is a front, left, top perspective view of a boot according to the present design; FIG. 2 is a left side view thereof; FIG. 3 is a front view thereof; FIG. 4 is a right side view thereof; FIG. 5 is a rear view thereof; and, FIG. 6 is a top view thereof.

The evenly spaced broken lines shown in the drawings are directed to environment, are for informational purposes only, and form no part of the claimed design.

The long and short broken lines are boundary lines, which define bounds of the claimed design. These boundaries do not exist in reality in the article embodying the design. It is understood that the claimed design extends to these boundaries but does not include the boundaries.

1 Claim, 6 Drawing Sheets



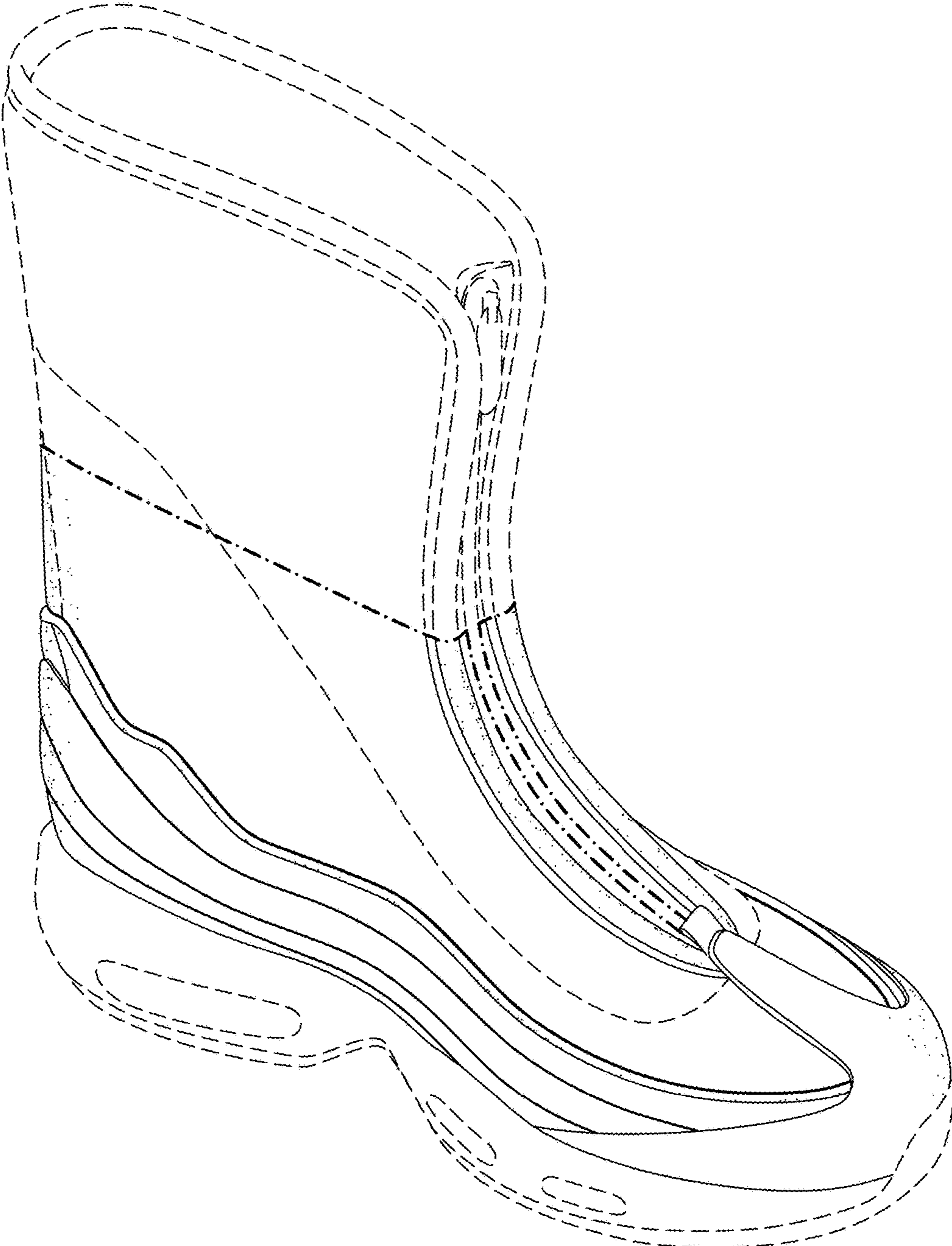


FIG. 1




FIG. 2

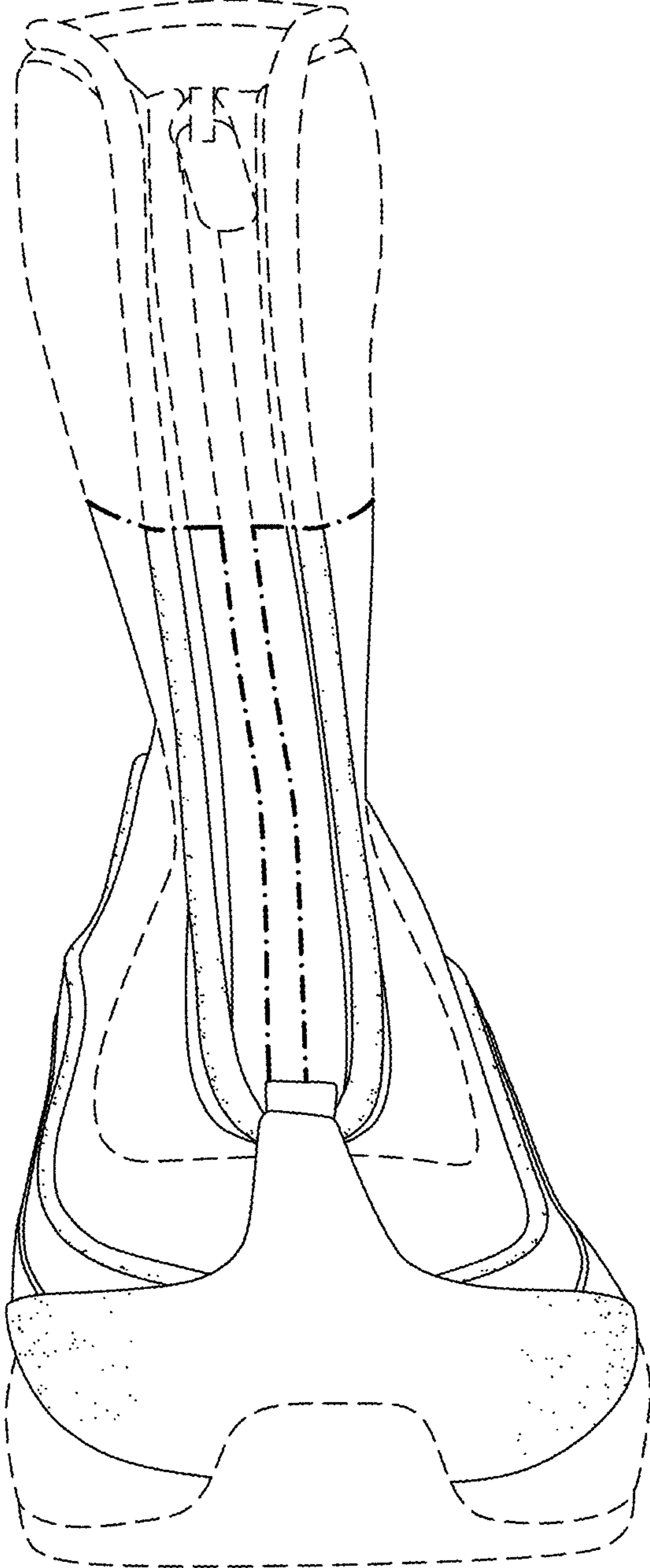


FIG. 3




FIG. 4

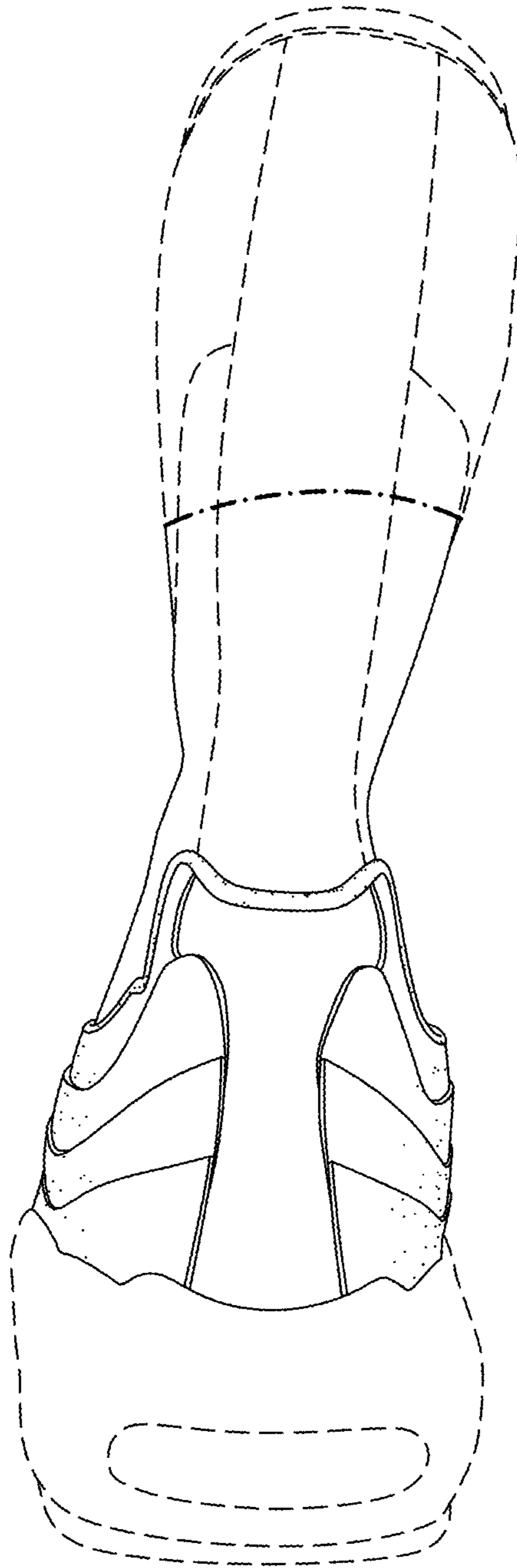


FIG. 5

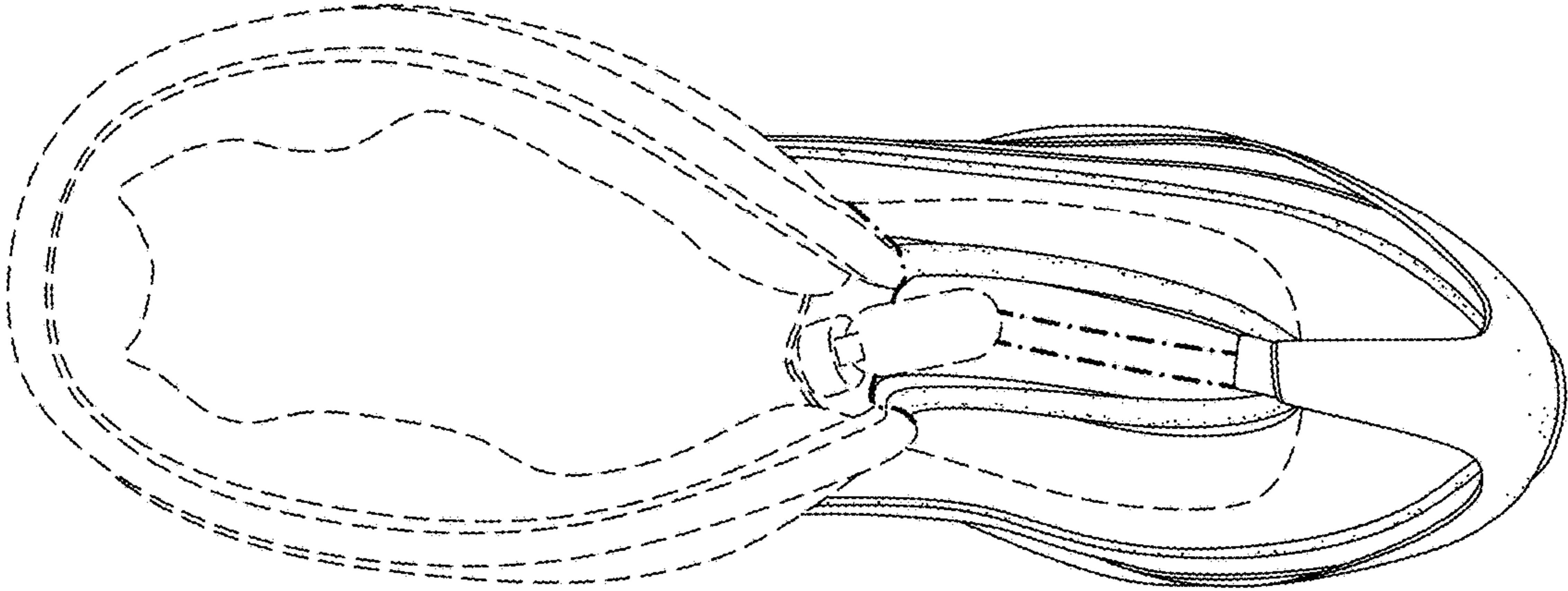


FIG. 6

UNITED STATES PATENT AND TRADEMARK OFFICE
CERTIFICATE OF CORRECTION

PATENT NO. : D779,185 S
APPLICATION NO. : 29/540134
DATED : February 21, 2017
INVENTOR(S) : Chitose Abe, Darryl Matthews and Brian Matthews

Page 1 of 1

It is certified that error appears in the above-identified patent and that said Letters Patent is hereby corrected as shown below:

On the Title Page

Description

Line 6: "thereof; and," should read --thereof; and--.

Signed and Sealed this
Twenty-fifth Day of April, 2017



Michelle K. Lee
Director of the United States Patent and Trademark Office