



US00D779182S

(12) **United States Design Patent**
Hobson

(10) **Patent No.:** **US D779,182 S**

(45) **Date of Patent:** **** Feb. 21, 2017**

(54) **SHOE**

(71) Applicant: **Reebok International Limited**, London (GB)

(72) Inventor: **Daniel Hobson**, Waltham, MA (US)

(73) Assignee: **Reebok International Limited**, London (GB)

(**) Term: **15 Years**

(21) Appl. No.: **29/542,611**

(22) Filed: **Oct. 15, 2015**

(51) **LOC (10) Cl.** **02-04**

(52) **U.S. Cl.**
USPC **D2/960**

(58) **Field of Classification Search**
USPC D2/896, 902, 907, 908, 943, 944, 945,
D2/946, 947, 951, 960, 953, 968, 969,
D2/972, 977
CPC A43B 1/00; A43B 3/00; A43B 5/00;
A43B 5/001; A43B 5/002; A43B 5/003;
A43B 5/007; A43B 5/008; A43B
5/02; A43B 5/025; A43B 5/06; A43B
5/08; A43B 5/10; A43B 5/14; A43B
13/00; A43B 13/02; A43B 13/04; A43B
13/32; A43B 23/00; A43B 23/02; A43B
23/0205; A43B 23/0215

See application file for complete search history.

(56) **References Cited**

U.S. PATENT DOCUMENTS

D476,141 S *	6/2003	Matis	D2/954
D536,861 S *	2/2007	Rasmussen	D2/951
D543,340 S *	5/2007	Favreau	D2/953
D546,532 S *	7/2007	Matis	D2/953
D574,583 S *	8/2008	St-Louis	D2/951
D586,991 S *	2/2009	Fuerst	D2/951
D612,137 S *	3/2010	Duan	D2/951

D642,362 S *	8/2011	Miner	D2/951
D651,787 S *	1/2012	Mahoney	D2/902
D662,695 S *	7/2012	McVicker	D2/902
D672,543 S *	12/2012	Williams, Jr.	D2/951
D682,523 S *	5/2013	Shyllon	D2/951
D713,135 S *	9/2014	Tucker	D2/951
D714,036 S *	9/2014	Etcheverry	D2/951
D724,297 S *	3/2015	Oliver	D2/951
D748,902 S *	2/2016	Humphrey	D2/951
D753,376 S *	4/2016	Birkinhead	D2/902
D759,948 S *	6/2016	Sassi	D2/902
D760,482 S *	7/2016	Siegel	D2/902
2005/0016023 A1 *	1/2005	Burris	A43B 5/02 36/45
2011/0113646 A1 *	5/2011	Merritt	A43B 13/145 36/28
2011/0214313 A1 *	9/2011	James	A43B 13/141 36/103
2012/0073160 A1 *	3/2012	Marvin	A43B 13/186 36/28

(Continued)

Primary Examiner — Elizabeth J Oswecki
(74) *Attorney, Agent, or Firm* — Sterne, Kessler,
Goldstein & Fox P.L.L.C.

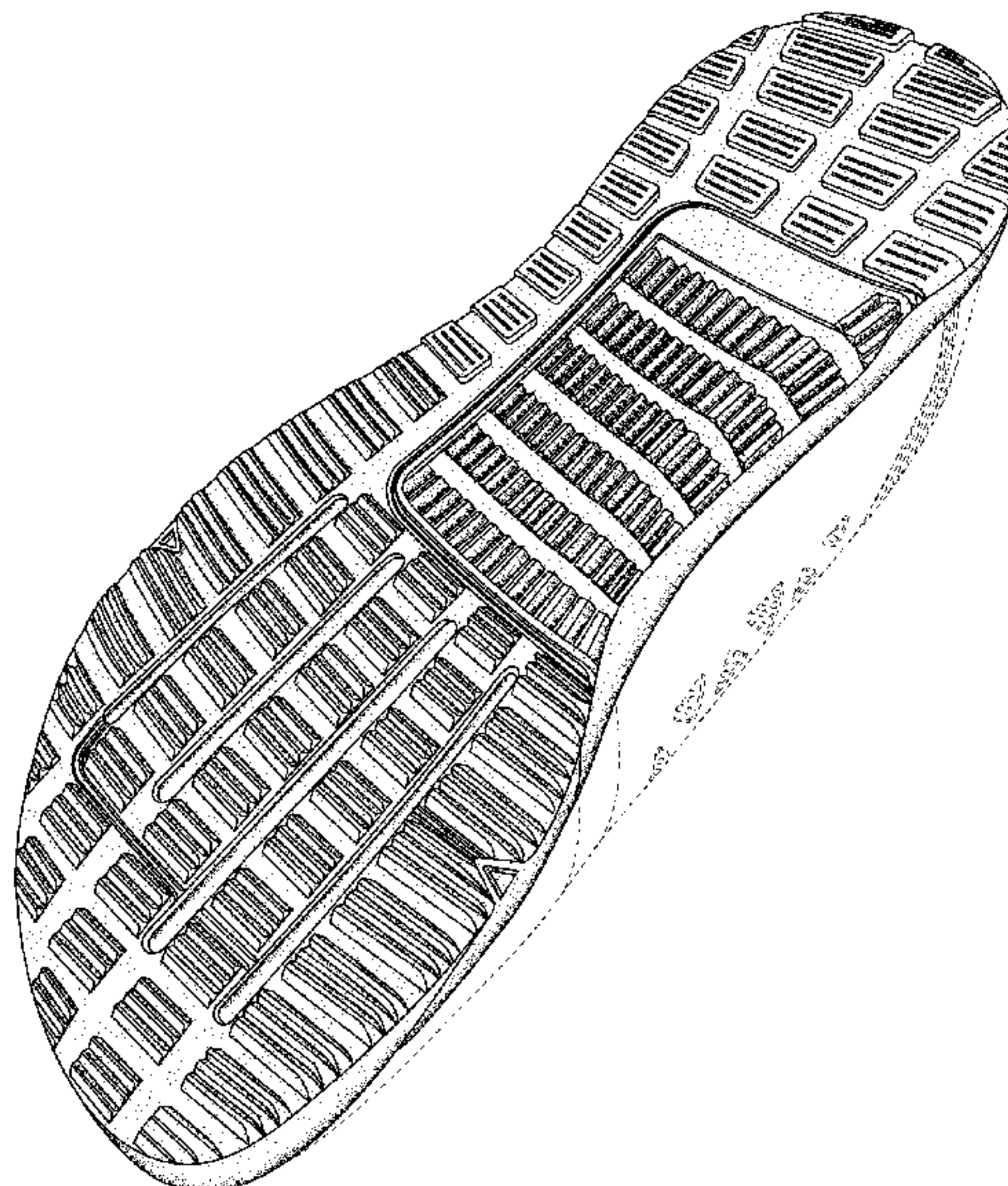
(57) **CLAIM**

The ornamental design for a shoe, as shown and described.

DESCRIPTION

FIG. 1 is a top perspective view of a shoe showing our new design;
FIG. 2 is a top plan view thereof;
FIG. 3 is a bottom plan view thereof;
FIG. 4 is a side view thereof;
FIG. 5 is another side view thereof;
FIG. 6 is a front view thereof;
FIG. 7 is a rear view thereof; and,
FIG. 8 is a bottom perspective view thereof.
The broken lines in the figures show portions of the shoe that form no part of the claimed design.

1 Claim, 7 Drawing Sheets



(56)

References Cited

U.S. PATENT DOCUMENTS

2013/0152428 A1* 6/2013 Bishop A43B 13/141
36/103
2013/0212909 A1* 8/2013 Bates A43B 13/189
36/102

* cited by examiner



FIG. 1

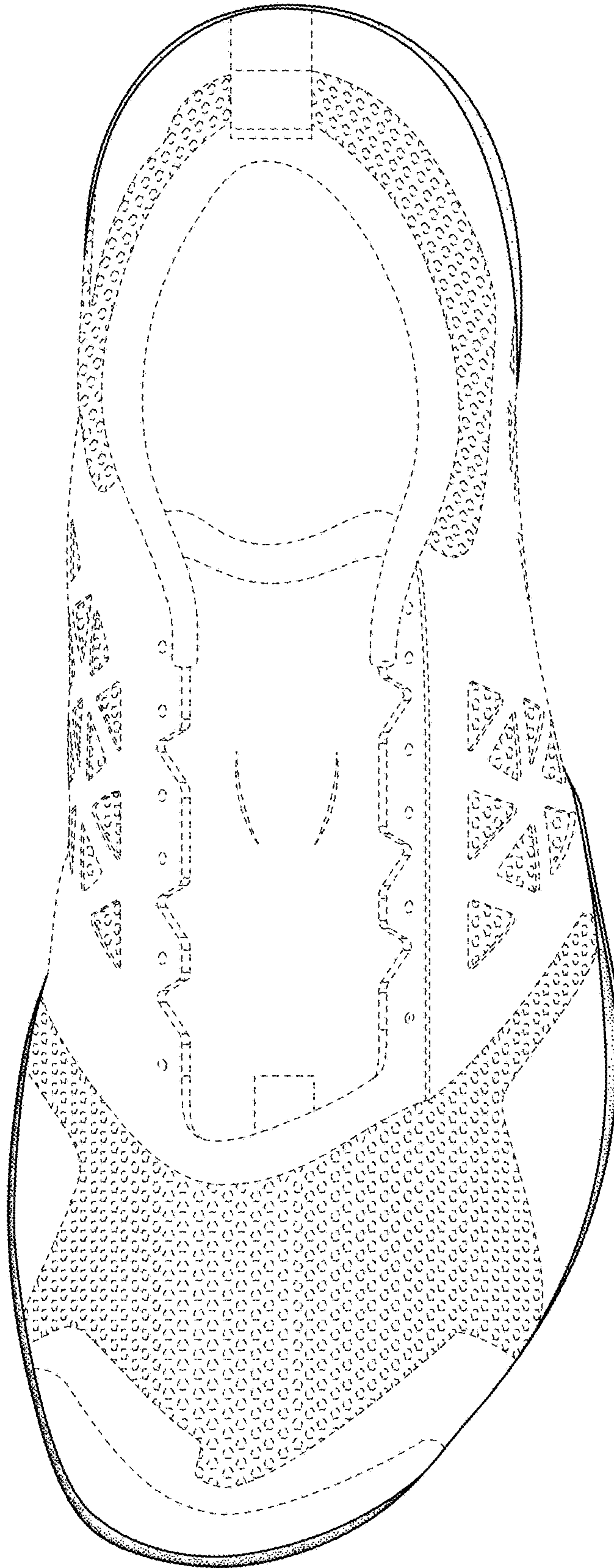


FIG. 2

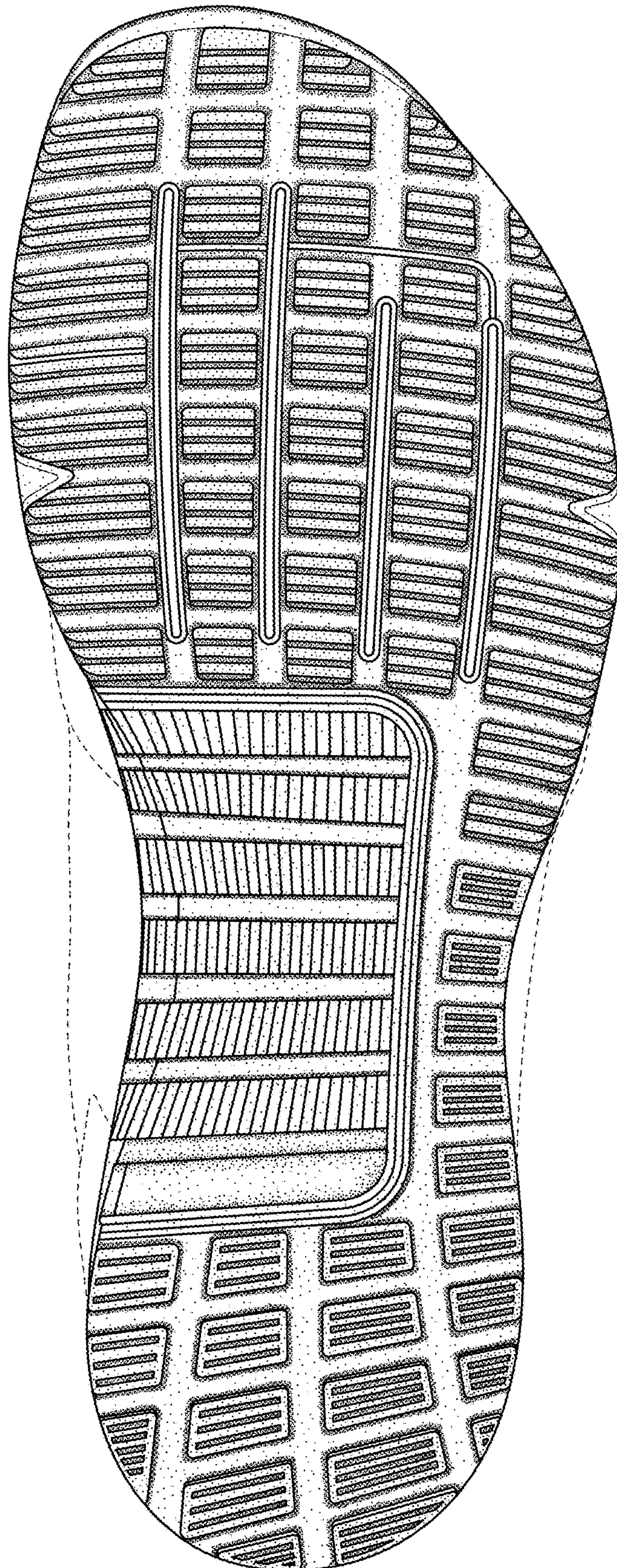


FIG. 3

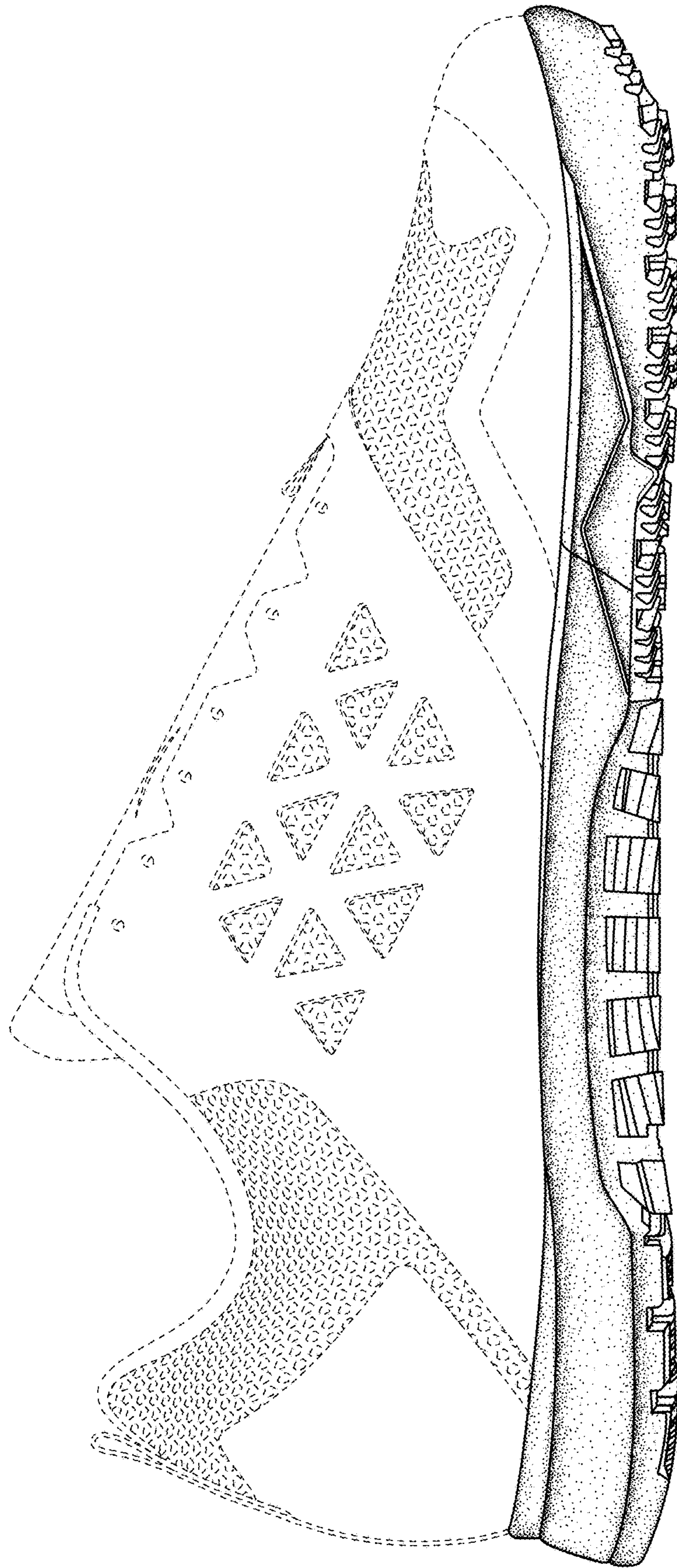


FIG. 4

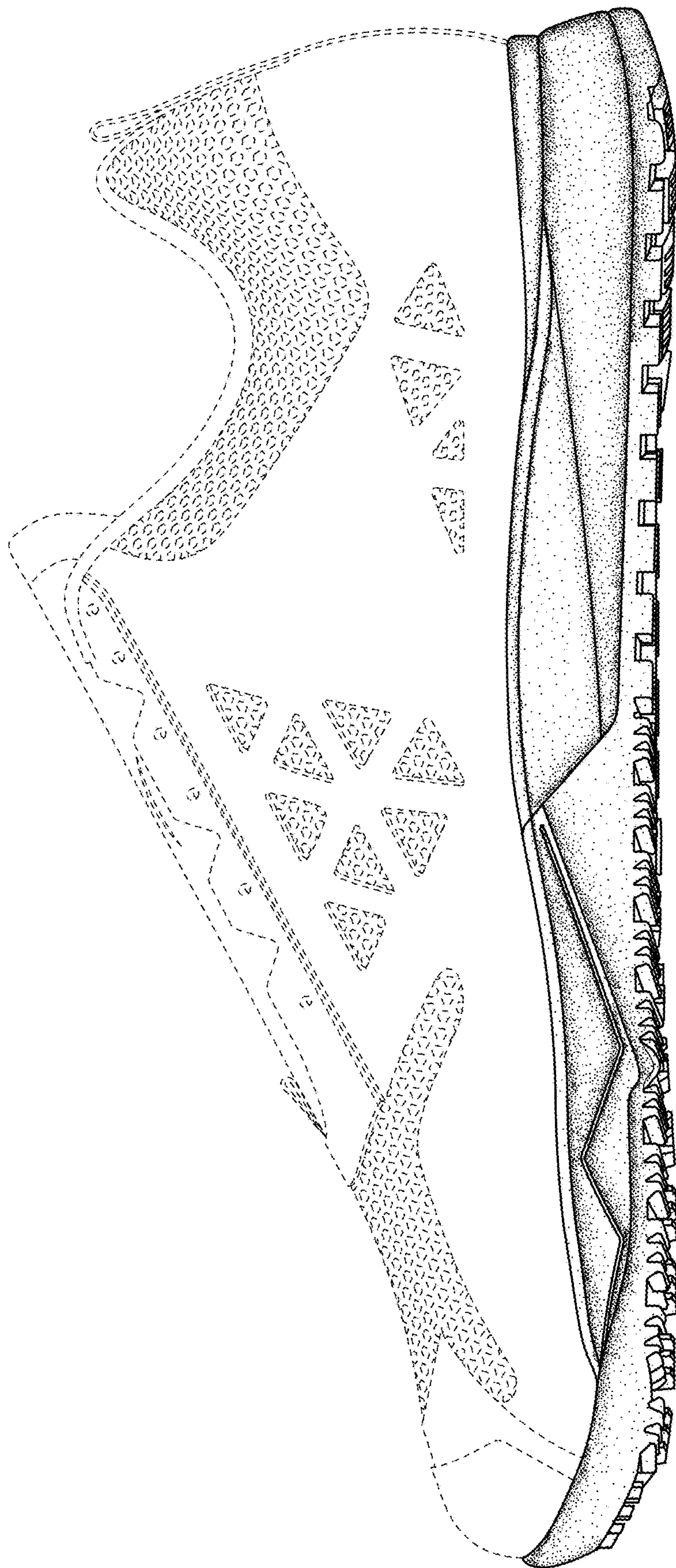


FIG. 5

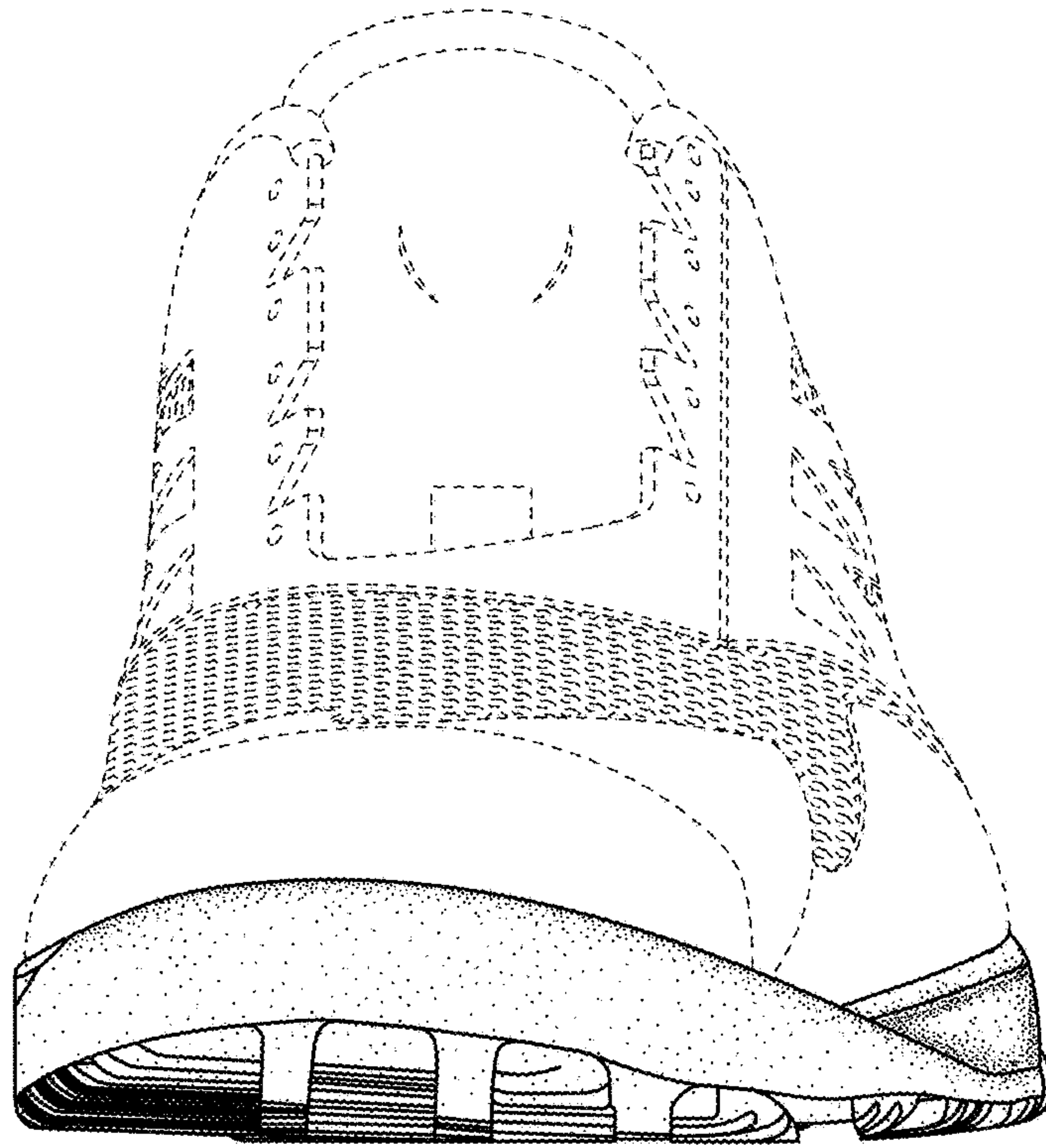


FIG. 6

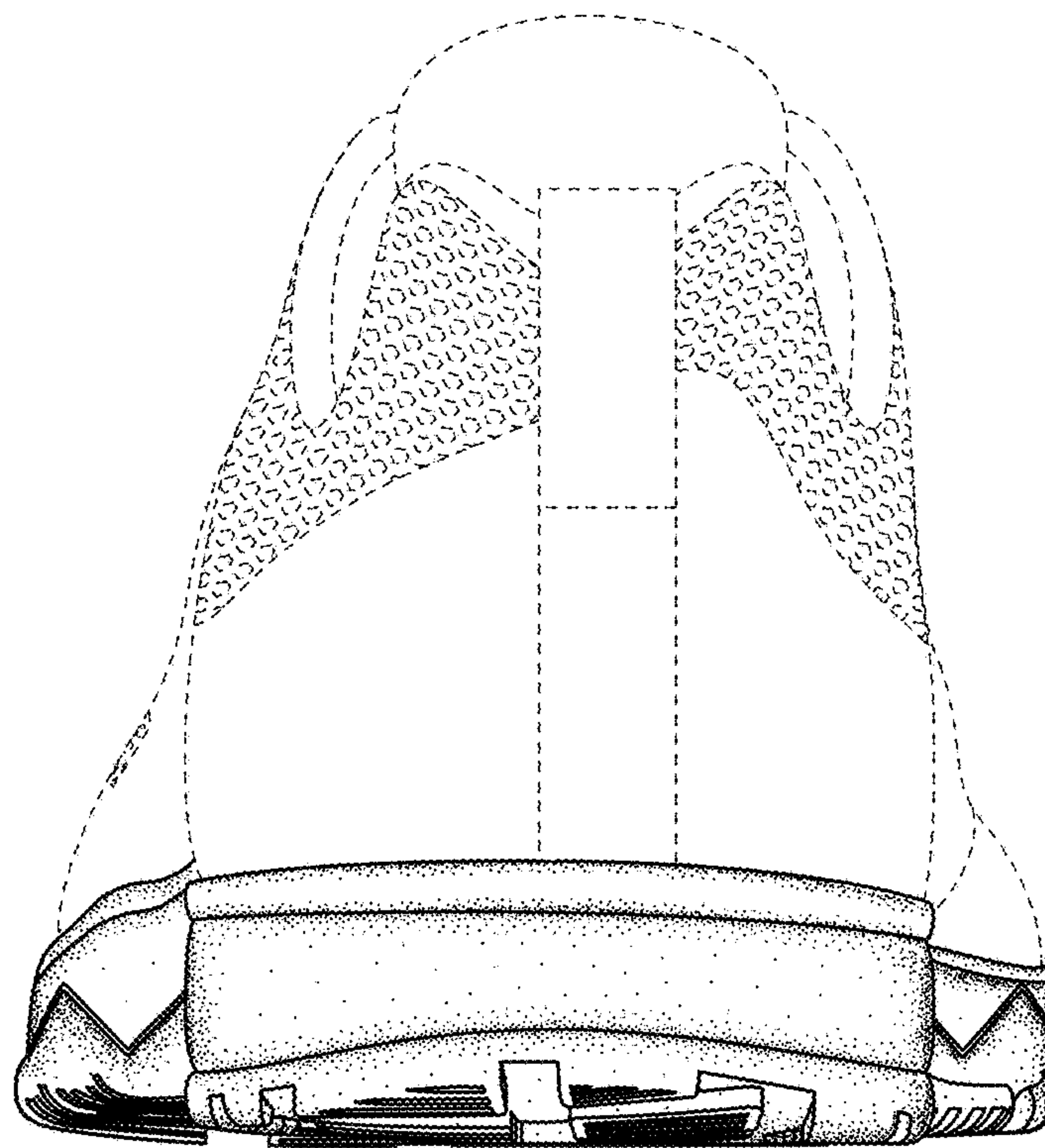


FIG. 7

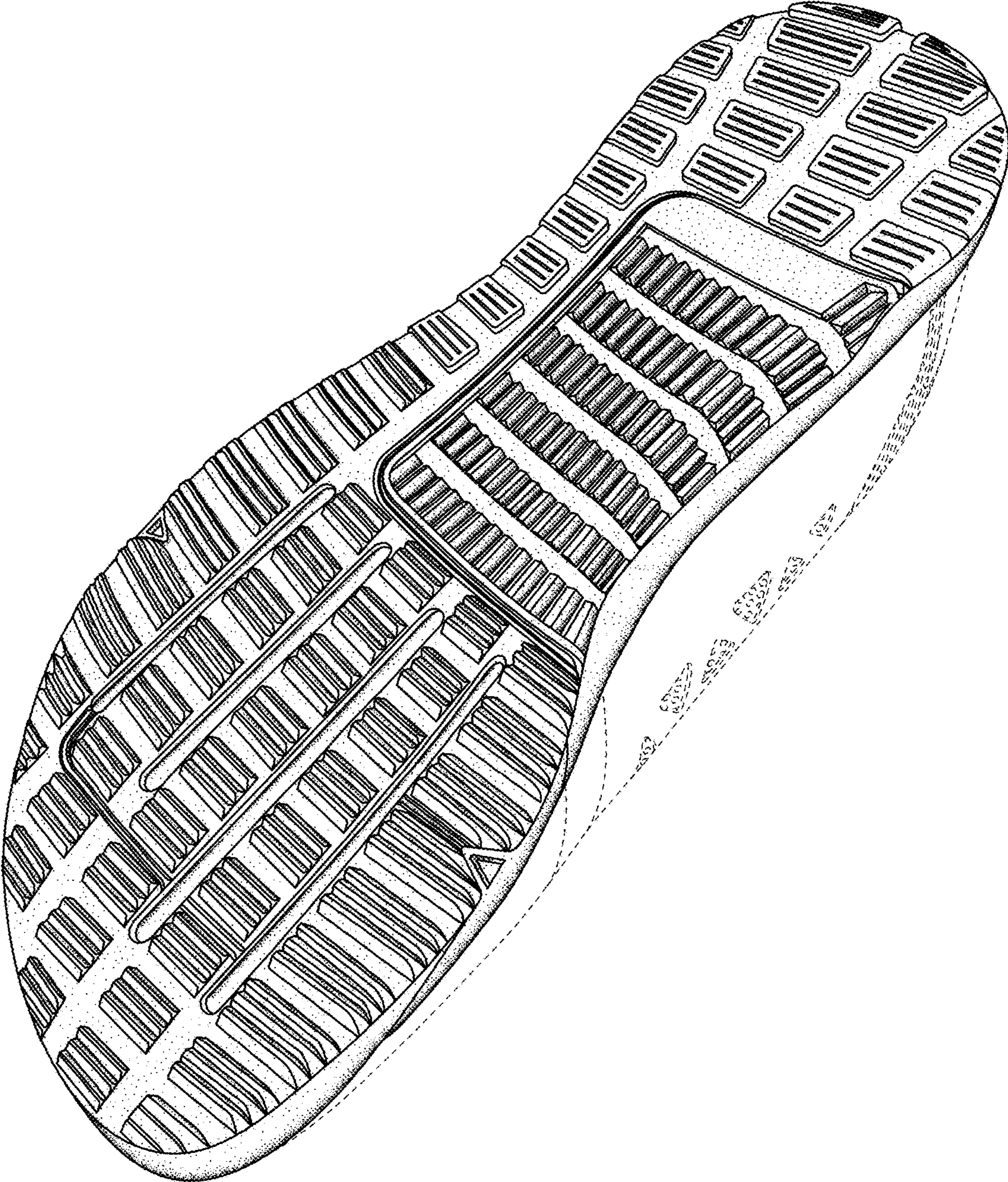


FIG. 8