



US00D779181S

(12) **United States Design Patent** (10) **Patent No.:** **US D779,181 S**
Sassi (45) **Date of Patent:** **** Feb. 21, 2017**

(54) **SOLE FOR FOOTWEAR**
(71) Applicant: **VALENTINO S.P.A.**, Milan (IT)
(72) Inventor: **Stefano Sassi**, Milan (IT)
(73) Assignee: **VALENTINO S.p.A.**, Milan (IT)
(**) Term: **15 Years**

(21) Appl. No.: **35/500,329**
(22) Filed: **Nov. 11, 2015**

(80) **Hague Agreement Data**
Int. Filing Date: **Nov. 11, 2015**
Int. Reg. No.: **DM/088327**
Int. Reg. Date: **Nov. 11, 2015**
Int. Reg. Pub. Date: **Dec. 4, 2015**

(51) **LOC (10) Cl.** **02-04**
(52) **U.S. Cl.**
USPC **D2/957**; D2/959; D2/960
(58) **Field of Classification Search**
USPC D2/902, 906, 908, 916, 918, 925,
D2/946-962, 977; 36/3 B, 22 R, 24.5,
36/25 R, 28, 32 R, 34 R, 59 C, 67 A, 103
CPC ... A43B 13/181; A43B 13/141; A43B 13/186;
A43B 13/188; A43B 23/00; A43B 23/02;
A43B 5/00; A43B 23/26; A43B 1/04;
A43B 7/00; A43C 1/00; A43C
1/04; A43C 1/06
See application file for complete search history.

(56) **References Cited**
U.S. PATENT DOCUMENTS
D449,919 S * 11/2001 McClaskie D2/951
D468,517 S * 1/2003 Recchi D2/954
D474,586 S * 5/2003 Recchi D2/951
D474,880 S * 5/2003 Cintron D2/951
D476,142 S * 6/2003 Matis D2/954

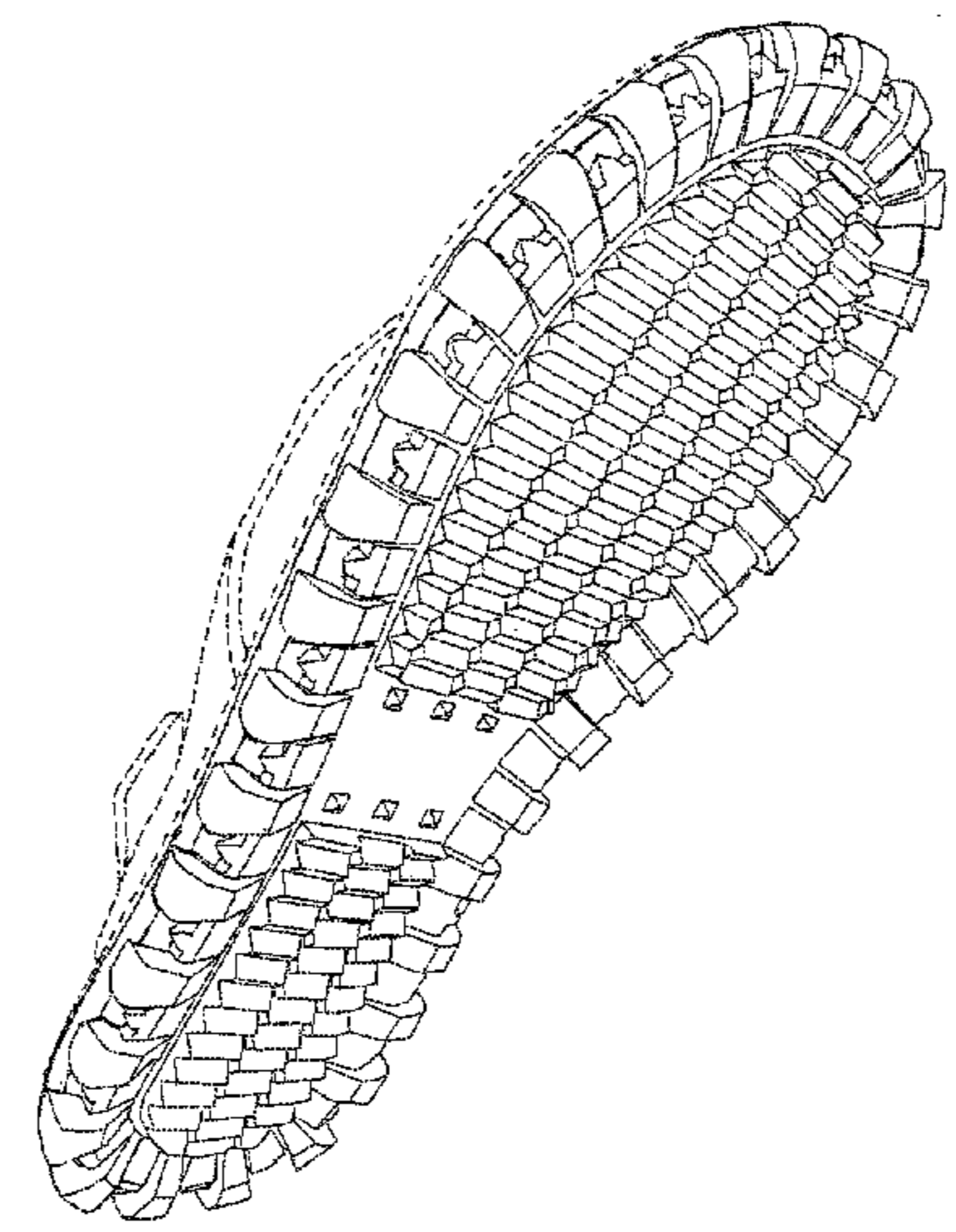
D489,881 S * 5/2004 Recchi D2/857
D520,721 S * 5/2006 White D2/957
D530,891 S * 10/2006 Matis D2/951
D574,583 S * 8/2008 St-Louis D2/951
D622,043 S * 8/2010 Hauglin D2/951
D649,754 S * 12/2011 Callahan D2/951
D659,364 S * 5/2012 Jolicoeur D2/951
D659,966 S * 5/2012 Lo D2/951
D662,296 S * 6/2012 Christopherson D2/951
D675,815 S * 2/2013 Dazai D2/951
8,707,587 B2 * 4/2014 Christensen A43B 3/0057
36/102
D712,125 S * 9/2014 Thornby D2/951
D713,135 S * 9/2014 Tucker D2/951
D724,831 S * 3/2015 D'Arienzo D2/951
9,015,962 B2 * 4/2015 Boudreau A43B 13/141
36/25 R
D740,007 S * 10/2015 Lan D2/951
D755,491 S * 5/2016 Nakano D2/951

* cited by examiner
Primary Examiner — Darlington Ly
(74) *Attorney, Agent, or Firm* — Thomas | Horstemeyer,
LLP

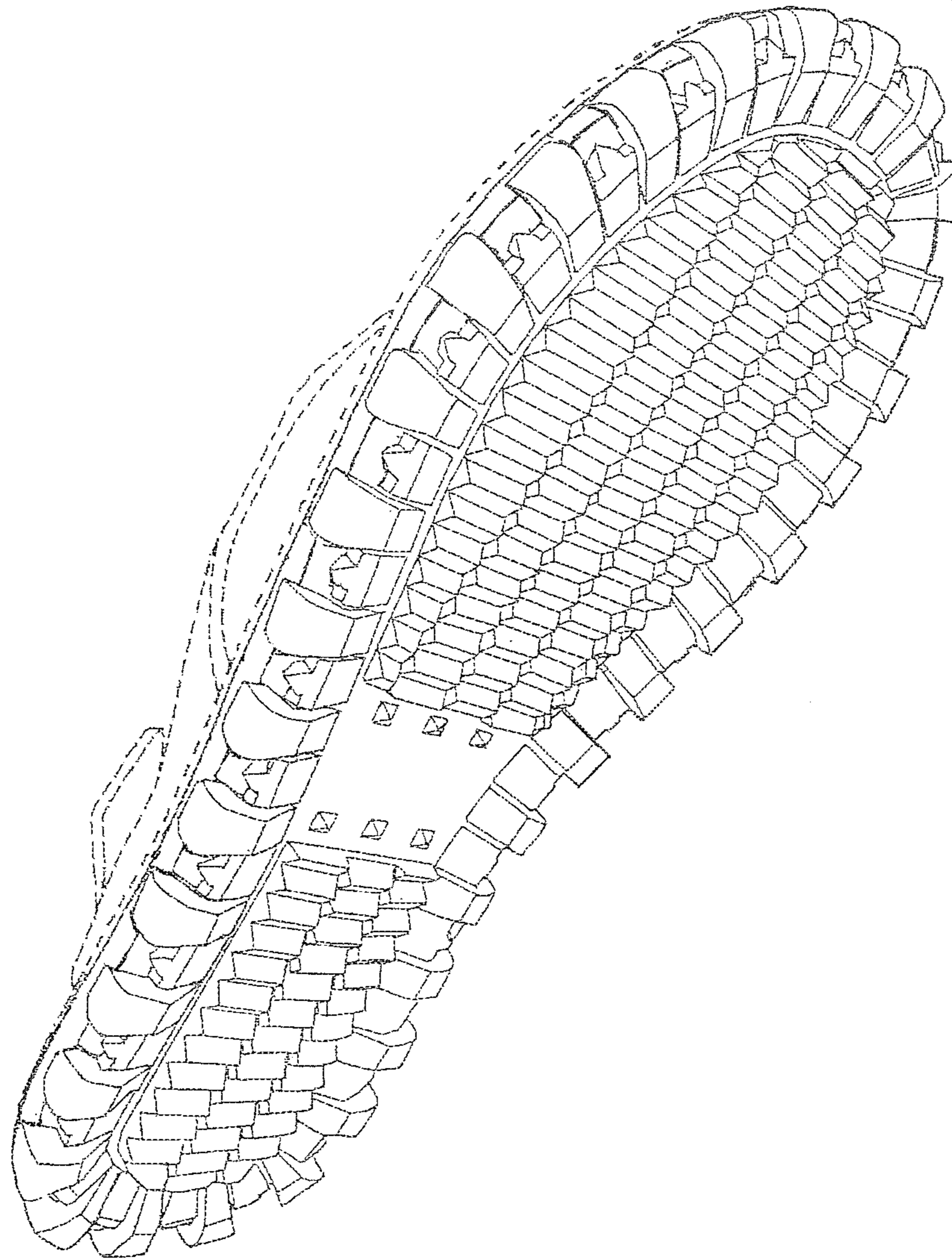
(57) **CLAIM**
The ornamental design for a sole for footwear, as shown and
described.

DESCRIPTION
1. Sole for footwear
1.1 is a perspective view of the sole for footwear showing
my new design;
1.2 is a front elevation view thereof;
1.3 is a rear elevation view thereof;
1.4 is a right side elevation view thereof;
1.5 is a left side elevation view thereof;
1.6 is a top plan view thereof; and
1.7 is a bottom plan view thereof.
The broken lines showing the footwear is provided for the
purposes of illustrating environmental structure and forms
no part of the claimed design.

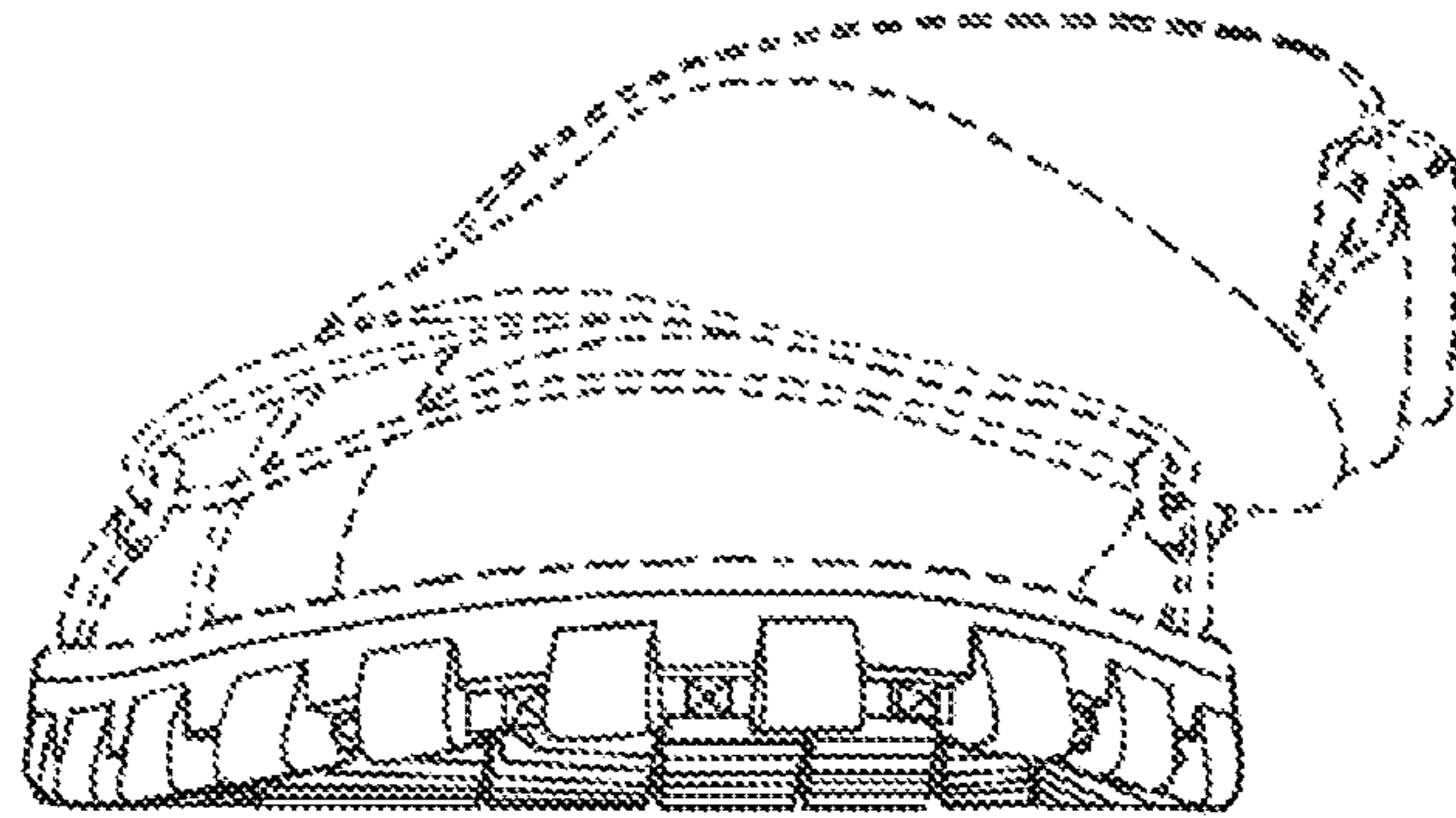
1 Claim, 7 Drawing Sheets



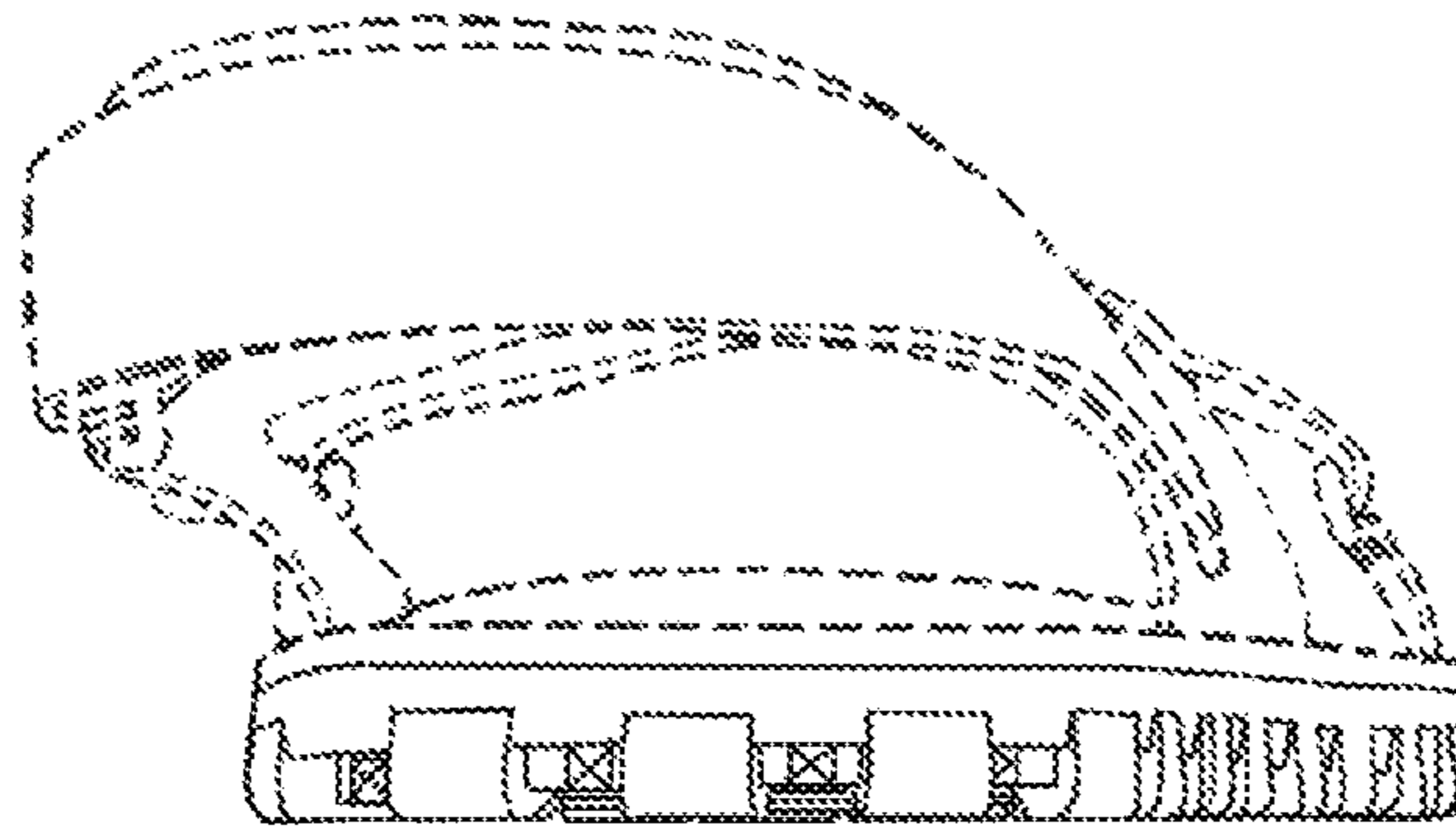
1.1



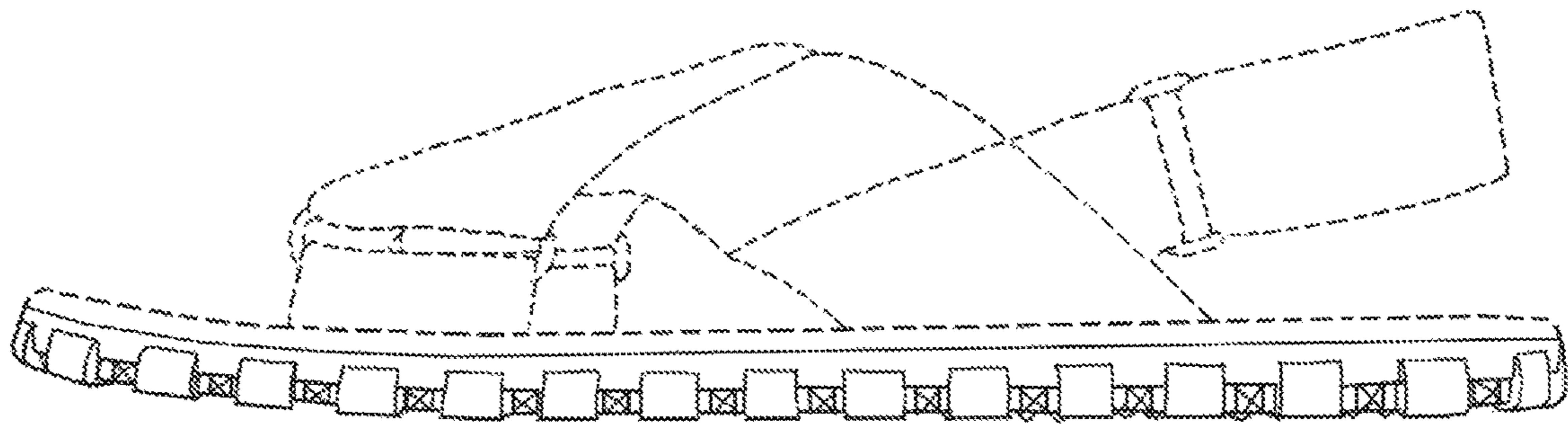
1.2



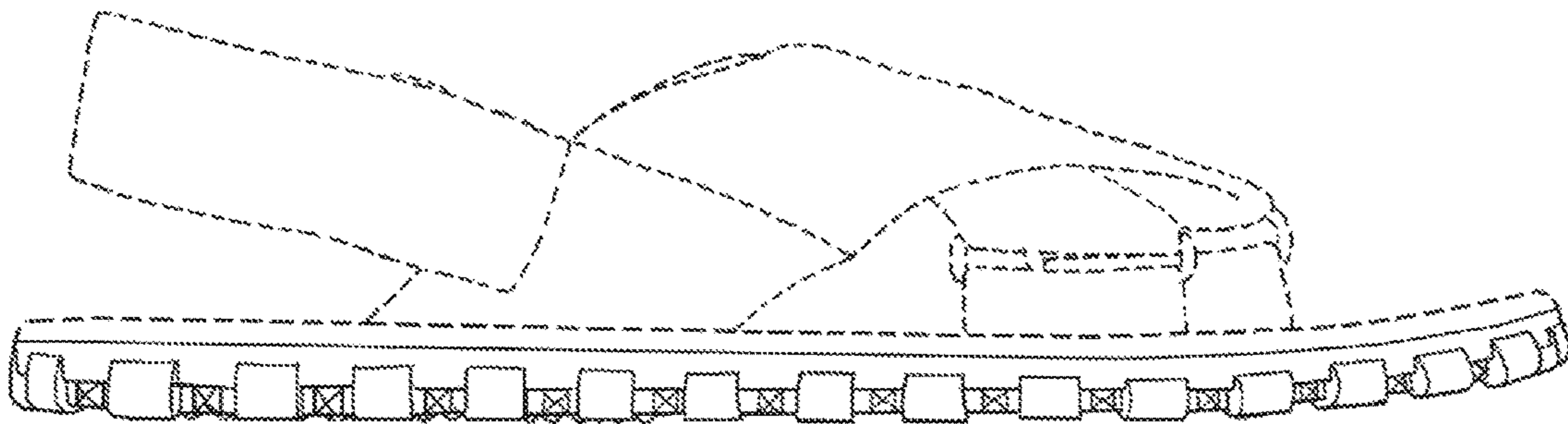
1.3



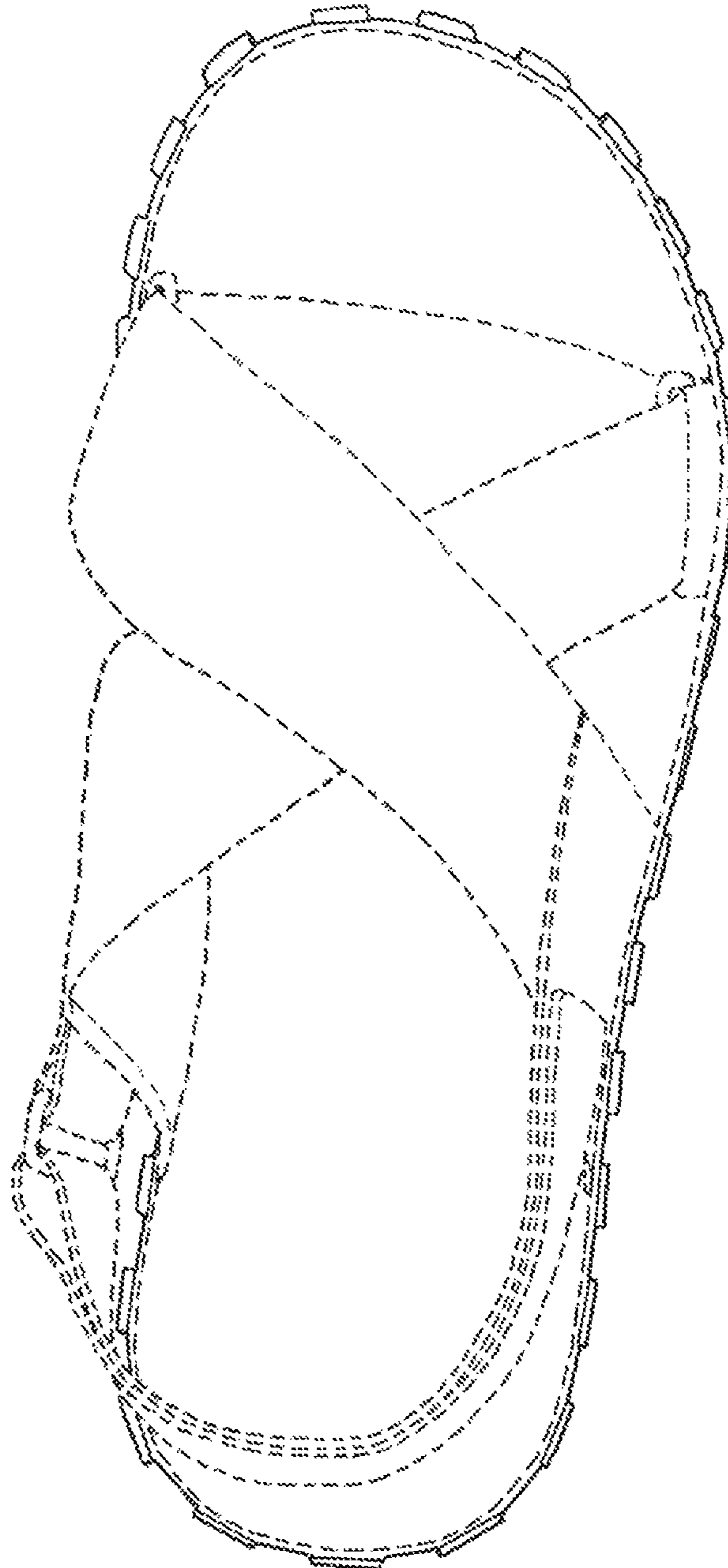
1.4



1.5



1.6



1.7

