



US00D779175S

(12) **United States Design Patent**
Greenhalgh

(10) **Patent No.:** **US D779,175 S**
(45) **Date of Patent:** **** Feb. 21, 2017**

- (54) **SHOE SIDEWALL**
- (71) Applicant: **Reebok International Limited**, London (GB)
- (72) Inventor: **John S. Greenhalgh**, Foxboro, MA (US)
- (73) Assignee: **Reebok International Limited**, London (GB)
- (**) Term: **15 Years**
- (21) Appl. No.: **29/551,299**
- (22) Filed: **Jan. 12, 2016**

- 4,578,883 A 4/1986 Dassler
- D402,456 S 12/1998 Greenberg
- D435,959 S 1/2001 Akhidime
- D444,937 S 7/2001 Wilson
- D448,149 S 9/2001 Matis et al.
- D450,180 S 11/2001 Matis et al.
- D455,250 S 4/2002 Wilson
- D458,013 S 6/2002 Matis
- D465,081 S 11/2002 Wilson
- D475,508 S 6/2003 Pollastrelli
- D476,796 S 7/2003 Meza et al.
- D511,617 S 11/2005 Matis

(Continued)

Primary Examiner — Elizabeth J Oswecki
(74) *Attorney, Agent, or Firm* — Sterne, Kessler, Goldstein & Fox P.L.L.C.

Related U.S. Application Data

- (62) Division of application No. 29/450,747, filed on Mar. 21, 2013, now Pat. No. Des. 747,600.
- (51) **LOC (10) Cl.** **02-04**
- (52) **U.S. Cl.**
USPC **D2/947; D2/977**
- (58) **Field of Classification Search**
USPC D2/896, 902, 907, 908, 943, 944, 946, D2/947, 951, 953, 972, 976, 977; 83, 36/113, 114, 115, 126-131, 25 R, 32 R, 36/32 A, 57
CPC A43B 5/00; A43B 5/001; A43B 5/002; A43B 5/003; A43B 5/007; A43B 5/008; A43B 5/02; A43B 5/025; A43B 5/06; A43B 5/10; A43B 5/14; A43B 5/145; A43B 13/00; A43B 13/02; A43B 13/04; A43B 13/14; A43B 13/18; A43B 13/181; A43B 15/00
See application file for complete search history.

(57) **CLAIM**

The ornamental design for a shoe sidewall, as shown and described.

DESCRIPTION

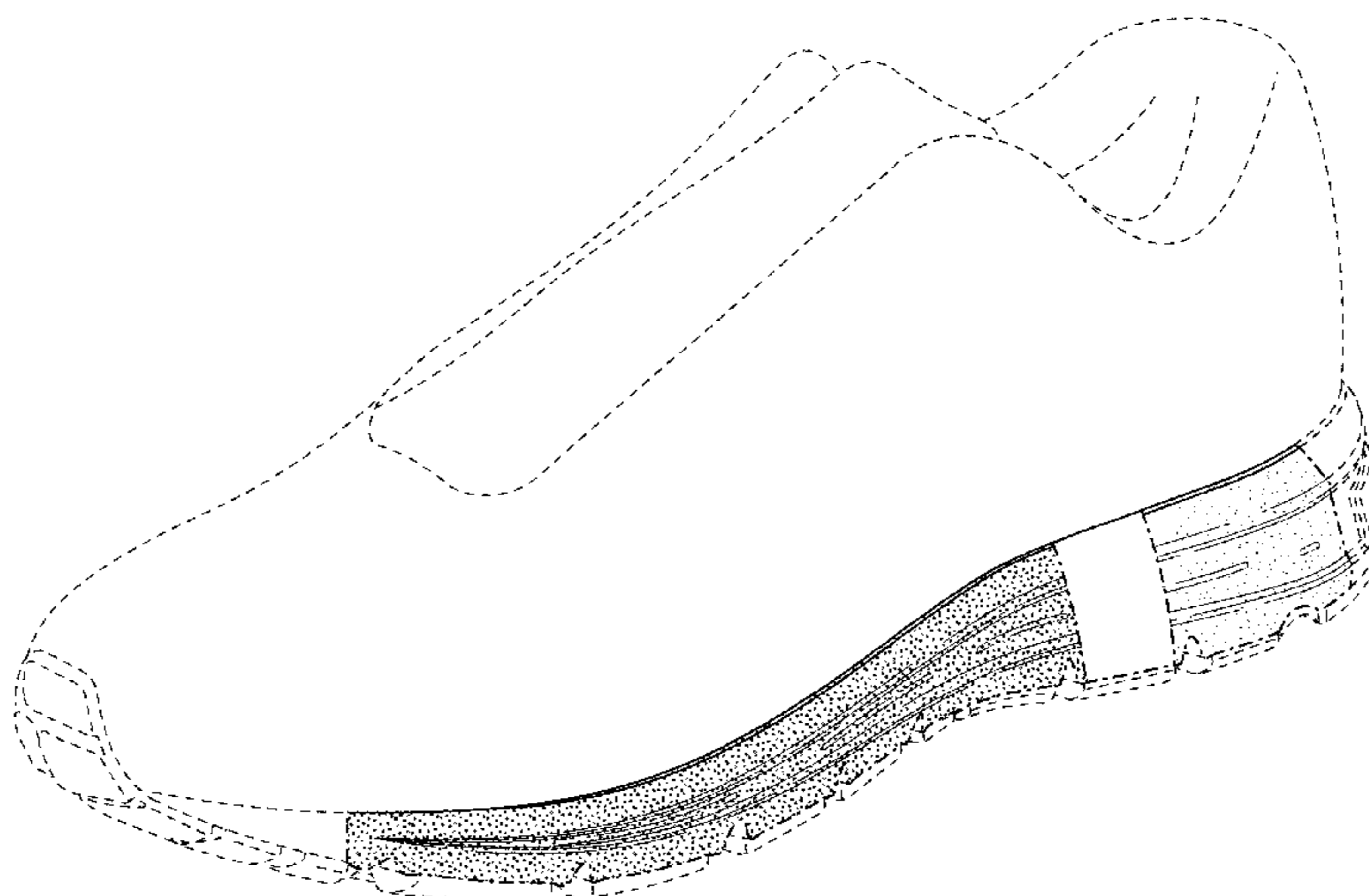
FIG. 1 is a top, front perspective view of a first embodiment of a shoe sidewall showing my new design;
 FIG. 2 is a top, rear perspective view thereof;
 FIG. 3 is a side view thereof;
 FIG. 4 is a bottom view thereof;
 FIG. 5 is a top, front perspective view of a second embodiment of a shoe sidewall showing my new design;
 FIG. 6 is a top, rear perspective view thereof;
 FIG. 7 is a side view thereof; and,
 FIG. 8 is a bottom view thereof.

The different shading patterns represent a contrast in appearance.

The broken lines shown in the drawings represent portions of the shoe sidewall that form no part of the claimed design. All surfaces not shown form no part of the claimed design.

- (56) **References Cited**
U.S. PATENT DOCUMENTS
D262,496 S 1/1982 DeCoster
D265,015 S 6/1982 Higgins

1 Claim, 8 Drawing Sheets



(56)

References Cited

U.S. PATENT DOCUMENTS

D517,302 S	3/2006	Ardissono		D714,035 S *	9/2014	O'Connor	D2/947
D553,846 S	10/2007	Kayano et al.		D719,331 S *	12/2014	Christensen	D2/951
D643,602 S *	8/2011	Teteriatnikov	D2/946	D723,773 S *	3/2015	Raysse	D2/947
D644,420 S	9/2011	Christopherson		D725,356 S *	3/2015	Miner	D2/947
D644,824 S	9/2011	Leleu		D731,767 S *	6/2015	Lan	D2/947
D653,842 S	2/2012	Weiss		D746,560 S *	1/2016	Verfl	D2/947
D659,961 S	5/2012	Vestuti et al.		D747,083 S *	1/2016	Verfl	D2/947
D661,879 S	6/2012	Raysse		D747,600 S	1/2016	Greenhalgh	
D661,880 S	6/2012	Raysse		D748,383 S *	2/2016	Raysse	D2/947
D662,293 S	6/2012	Christopherson		D748,900 S *	2/2016	Weeks	D2/947
D662,698 S *	7/2012	Pulli	D2/947	D756,620 S *	5/2016	Boys	D2/947
D666,795 S *	9/2012	Shaffer	D2/947	2007/0220778 A1	9/2007	Fusco et al.	
D671,723 S *	12/2012	Teteriatnikov	D2/947	2010/0175280 A1	7/2010	Rinehart, Jr. et al.	
D672,123 S *	12/2012	Williams, Jr.	D2/947	2010/0287788 A1 *	11/2010	Spinks	A43B 1/0027 36/19.5
D680,308 S *	4/2013	Hardman	D2/947	2013/0031805 A1 *	2/2013	Crowley, II	A43B 7/144 36/103
D690,088 S *	9/2013	Hardman	D2/947	2014/0150298 A1 *	6/2014	Crowley	A43B 7/1445 36/103
D713,626 S *	9/2014	Raasch	D2/947				

* cited by examiner

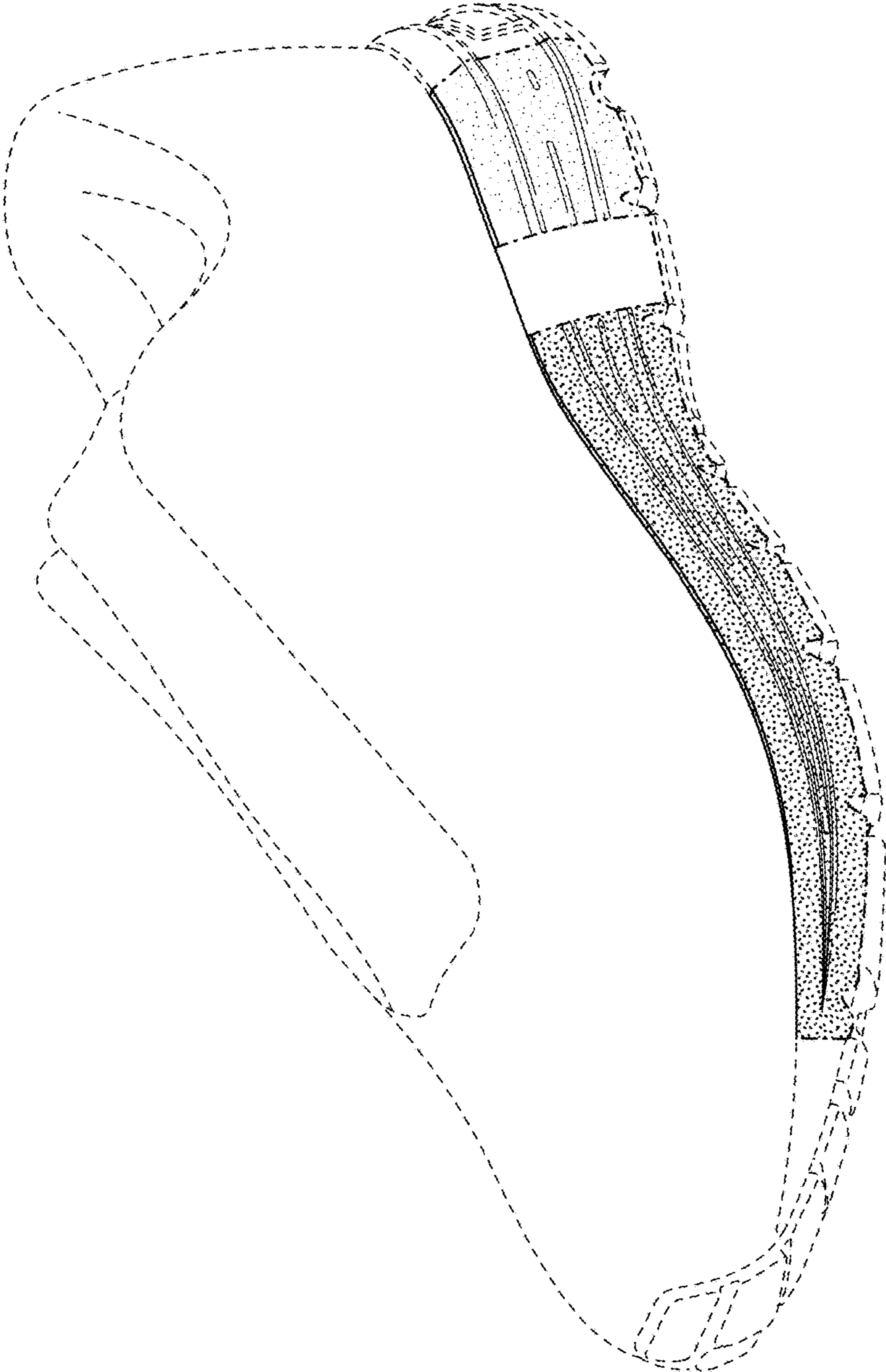


FIG. 1

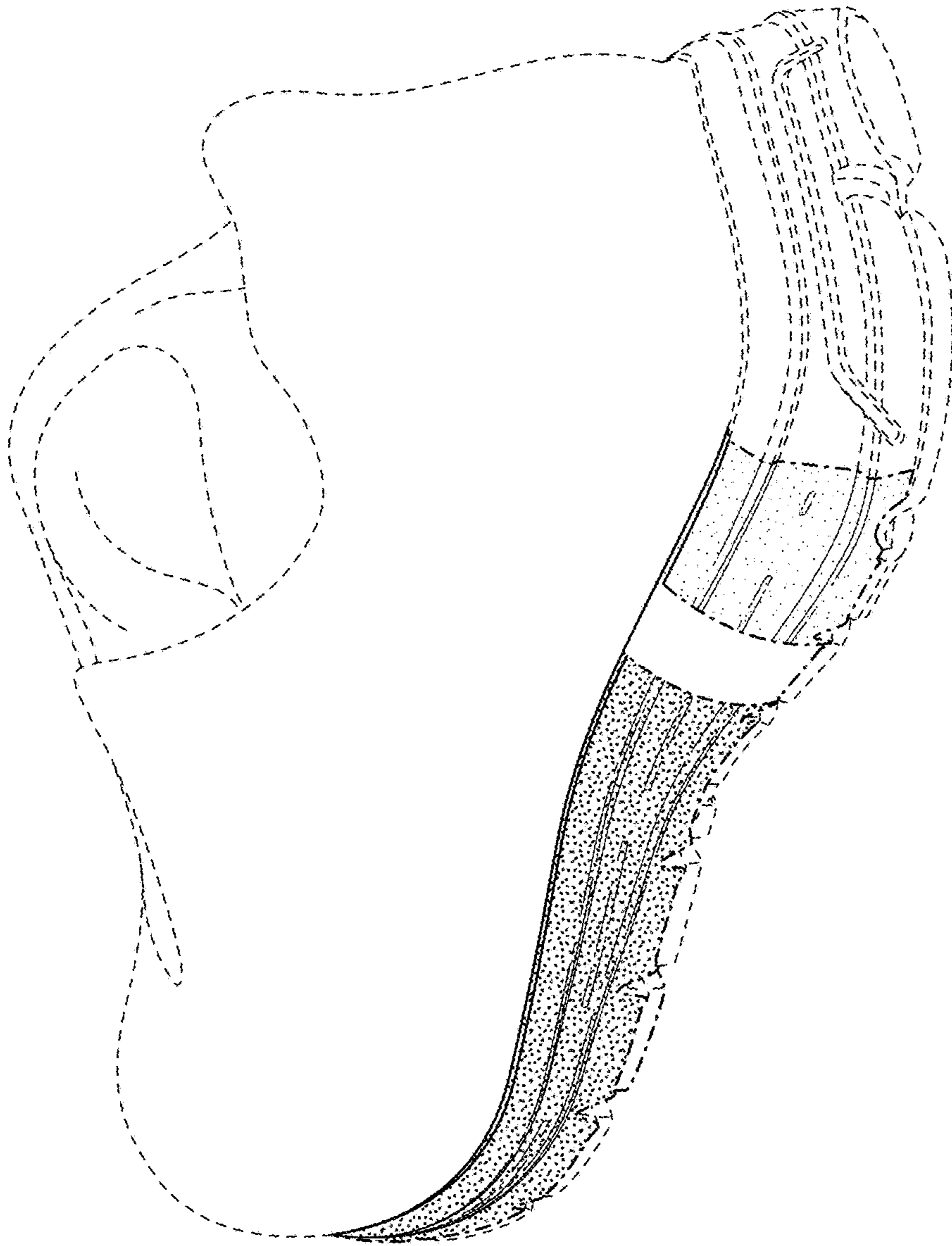


FIG. 2

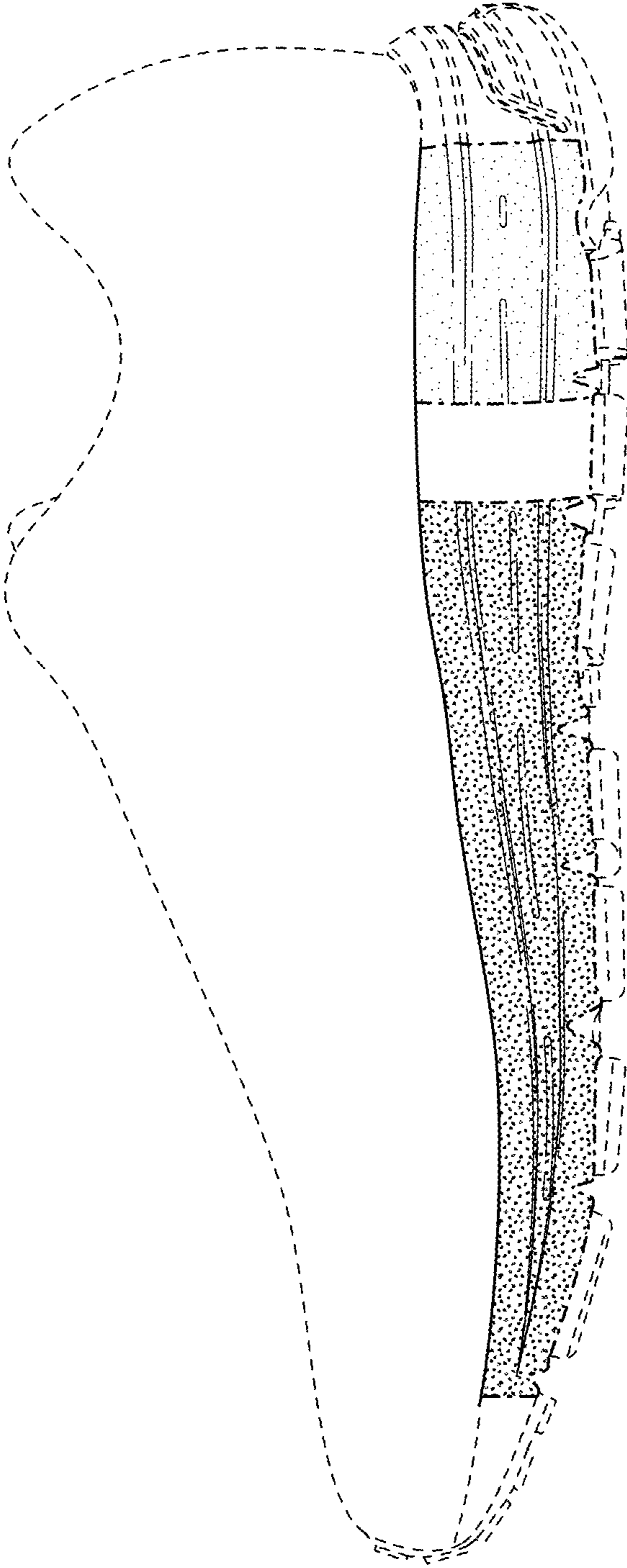


FIG. 3

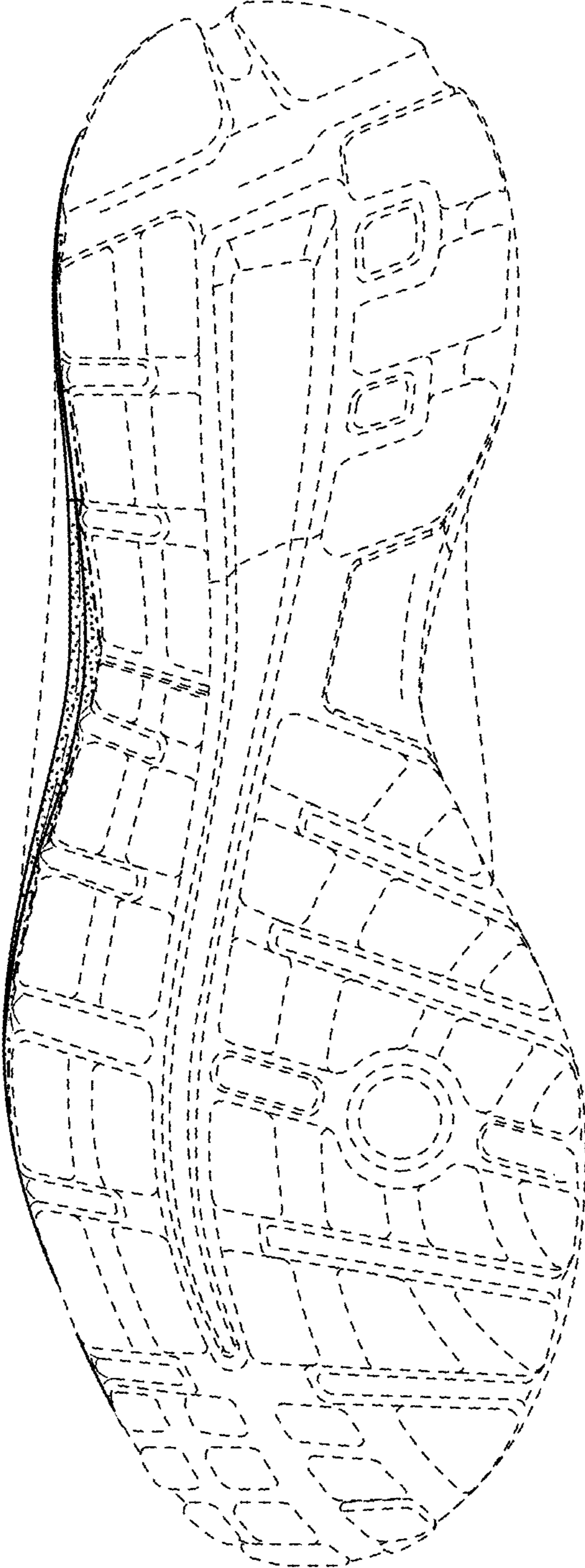


FIG. 4

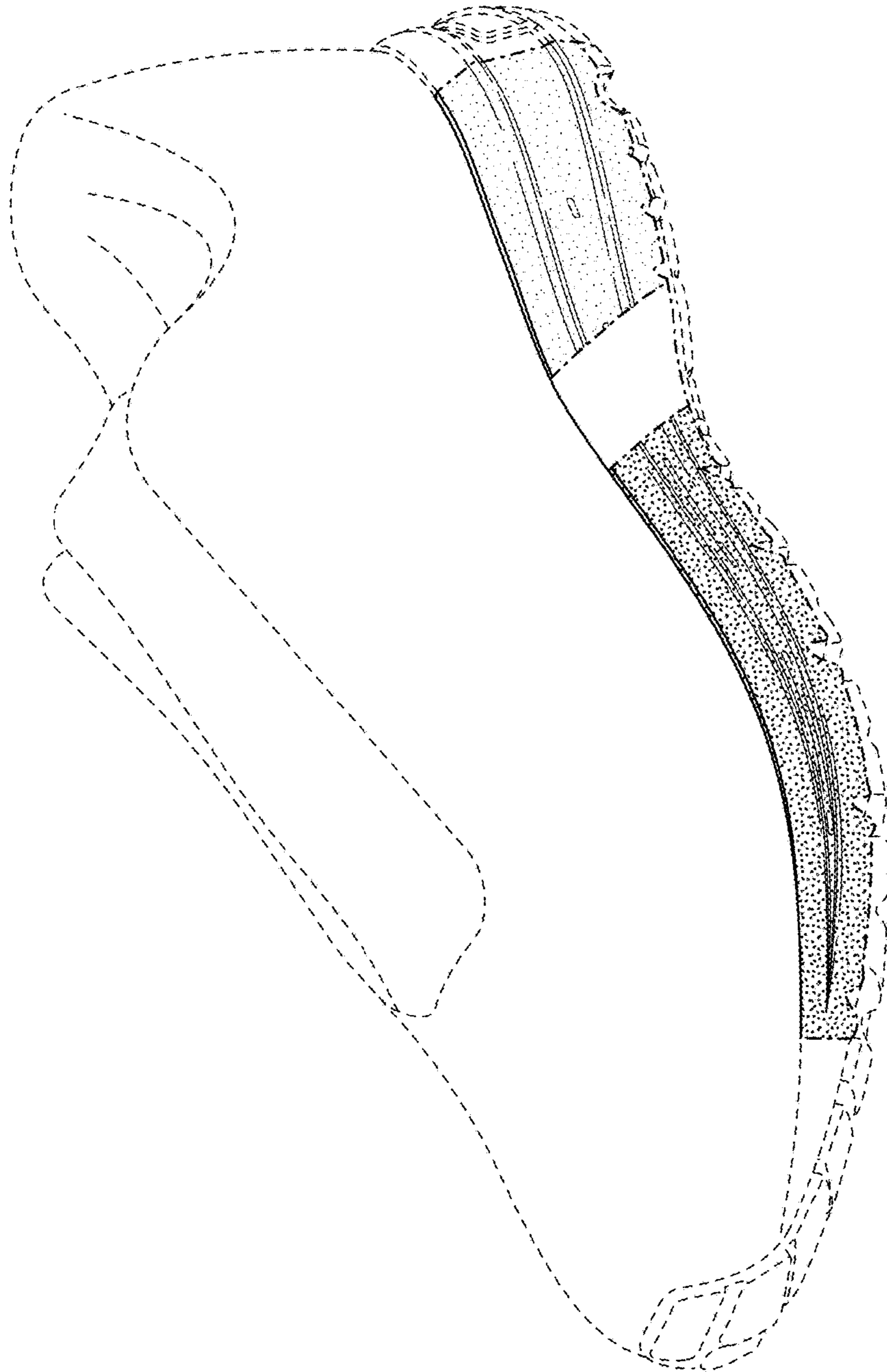


FIG. 5

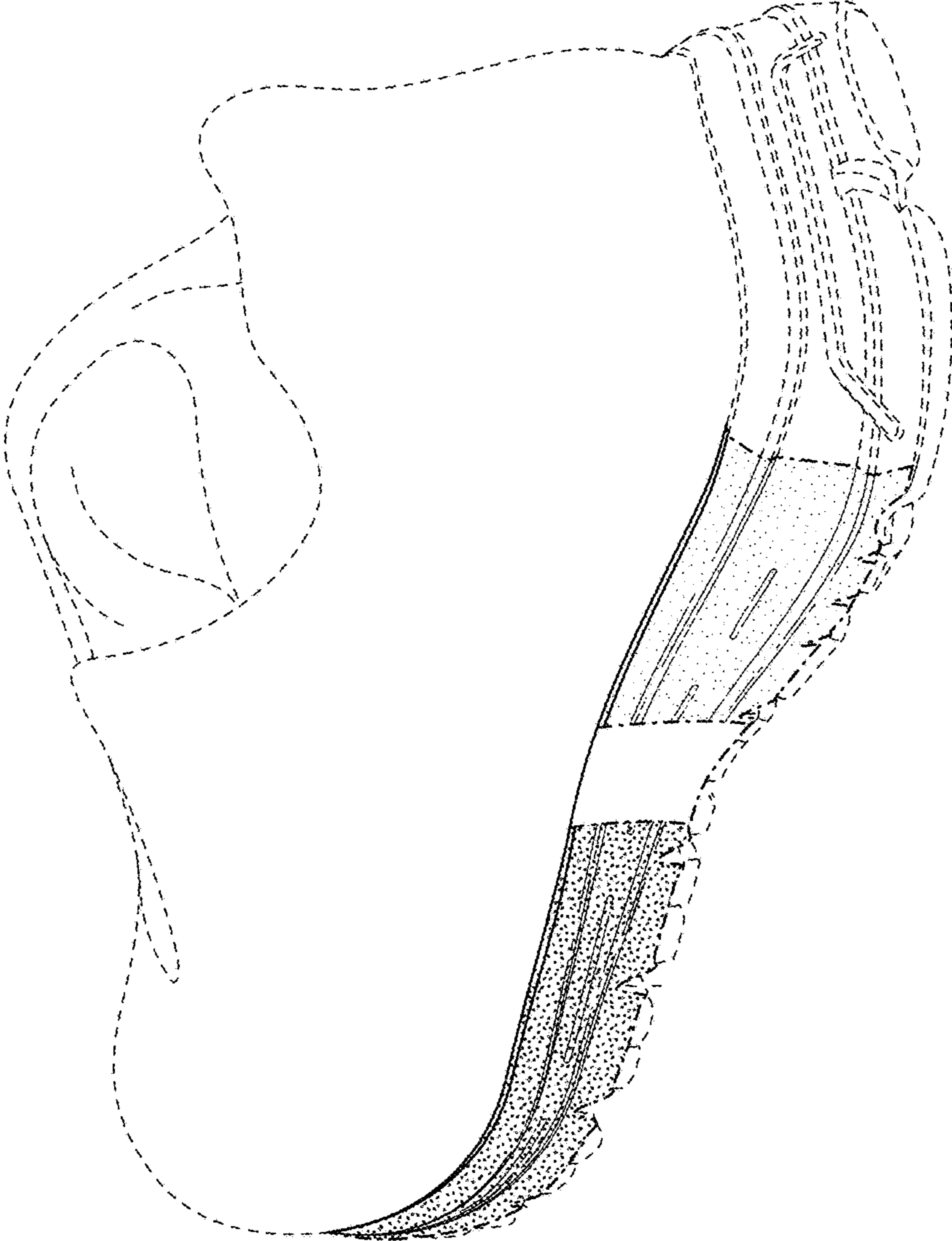


FIG. 6

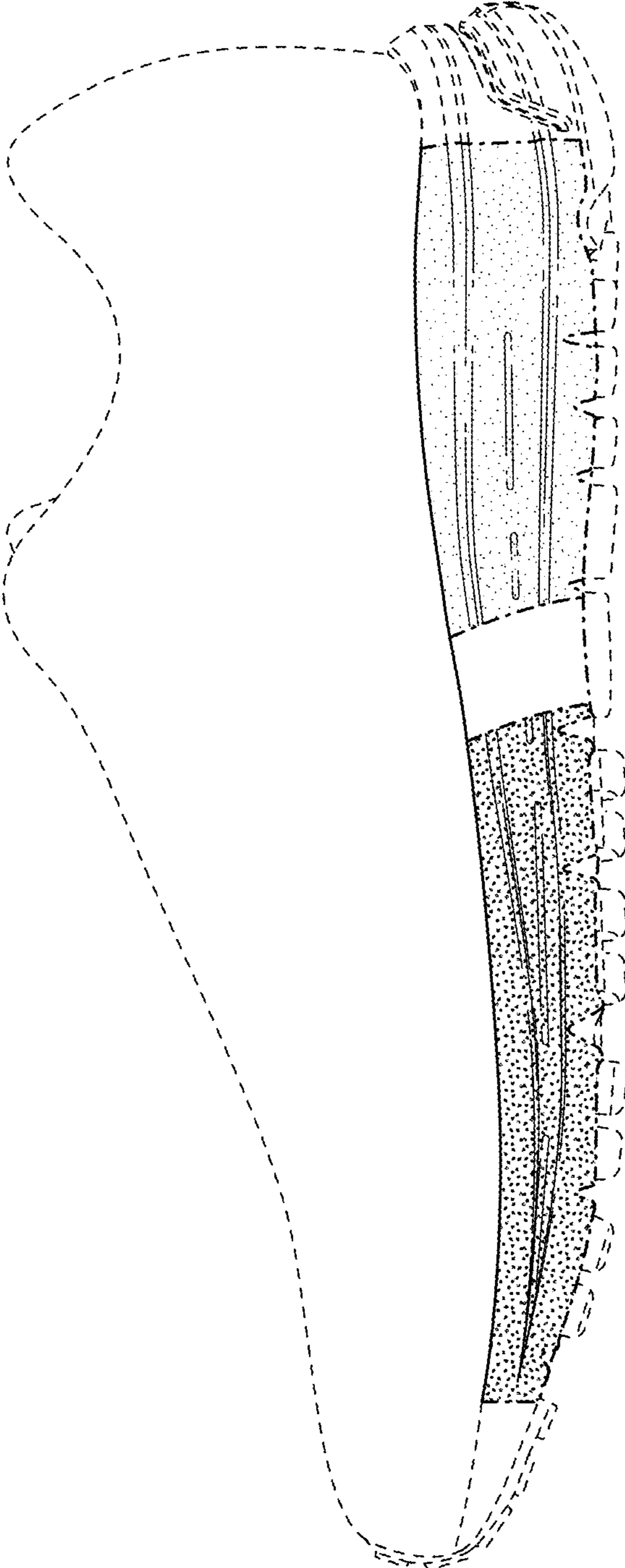


FIG. 7

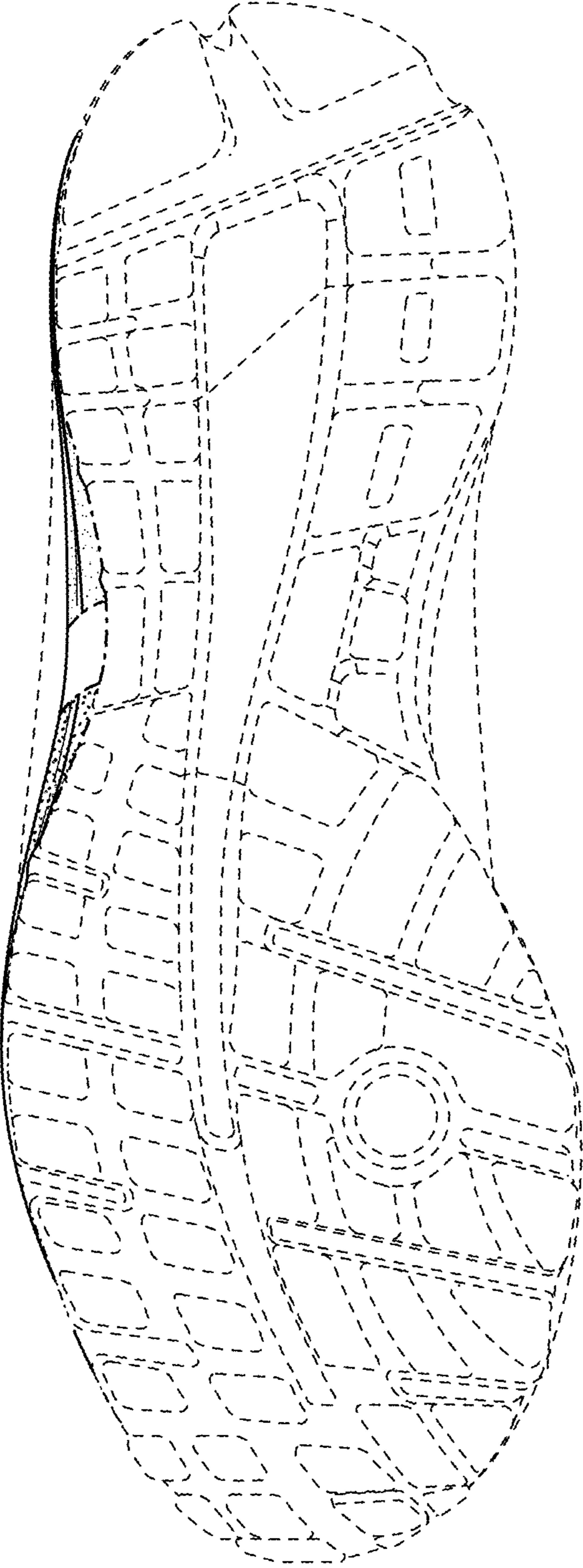


FIG. 8