



US00D779150S

(12) **United States Design Patent** (10) **Patent No.:** **US D779,150 S**
Sherman et al. (45) **Date of Patent:** **** Feb. 21, 2017**

- (54) **CONFECTIONARY STRAND** D335,198 S * 5/1993 Straka D1/104
5,538,742 A * 7/1996 McHale A23G 4/043
425/130
- (71) Applicant: **Intercontinental Great Brands LLC**,
East Hanover, NJ (US) D454,511 S 3/2002 Wills et al.
D488,281 S 4/2004 Min
- (72) Inventors: **Jeffrey Sherman**, Whippany, NJ (US);
David Zhou, Hamilton (CA) D593,726 S 6/2009 Zimmermann et al.
D605,828 S * 12/2009 Brown D1/127
D619,776 S 7/2010 Wilson et al.
D634,233 S 3/2011 Solomon et al.
D658,347 S 5/2012 Maia
- (73) Assignee: **INTERCONTINENTAL GREAT
BRANDS LLC**, East Hanover, NJ (US) D694,988 S 12/2013 Couttenye et al.
D715,019 S 10/2014 Rosenberg
D715,020 S 10/2014 Moore et al.
- (**) Term: **15 Years** 2009/0214720 A1 * 8/2009 Almenares A21D 13/0025
426/101
- (21) Appl. No.: **29/567,820**
- (22) Filed: **Jun. 13, 2016**

Related U.S. Application Data

- (62) Division of application No. 29/453,649, filed on May 1, 2013, now Pat. No. Des. 768,351.
- (51) **LOC (10) Cl.** **01-01**
- (52) **U.S. Cl.**
USPC **D1/108**
- (58) **Field of Classification Search**
USPC D1/100–130, 199; 426/5, 104, 249, 275,
426/660, 549, 512; D24/101–104;
273/429; D9/707, 714; D28/8.1, 4;
D14/433; D11/20, 31
CPC ... A23G 4/02; A23G 4/06; A23G 4/08; A23G
4/10; A23G 4/20; A23G 4/00; A23G
3/38; A23G 3/42; A23G 3/54; A23G
3/50; A23G 9/48; A23K 1/164; A23V
2002/00
See application file for complete search history.

References Cited

U.S. PATENT DOCUMENTS

- D170,362 S 9/1953 Opler
- D179,740 S 2/1957 Nagel
- 3,215,094 A 11/1965 Oldershaw et al.
- D213,675 S 4/1969 Tymowski
- D286,340 S * 10/1986 Torpy D1/102
- D301,794 S 6/1989 Ballerini

OTHER PUBLICATIONS

Design U.S. Appl. No. 29/453,655, filed May 1, 2013; “Confectionary Strand With Sugar”.
Requirement for Restriction/Election; Design U.S. Appl. No. 29/453,655, filed May 1, 2013; Date of Mailing: Mar. 12, 2015; 9 Pages.
Non-Final Office Action; Design U.S. Appl No. 29/453,655, filed May 1, 2013; Date of Mailing: Nov. 19, 2015; 6 Pages.
Gummi Review: Sour Patch Kids, Berries; Gummiexpert Mar. 11, 2013; Web Nov. 14, 2015; <https://gummiexpert.wordpress.com/2012/03/11/gummi-review-sour-patch-kids-berries/>; 4 Pages.
Stackable Bear Pencil, Jun. 30, 2011 [online.] [retrieved on Feb. 23, 2015]. Retrieved from Internet<URL:http://www.reallygoodstuff.com/stackable-bear-pencils/p/158441/.Trolli Brite Crawlers Sour Gummy Worm, Feb. 6, 2011. [online.] [retrieved on Feb. 23, 2015]. Retrieved from internet <URL:http://www.candywarehouse.com/products/trolli-brite-crawlers-sour-gummy-worms-635-ounce-tub/>.

* cited by examiner

Primary Examiner — Garth Rademaker
Assistant Examiner — Katie S Mroczka
(74) *Attorney, Agent, or Firm* — Cantor Colburn LLP

CLAIM

We claim, the ornamental design for a confectionary strand, as shown and described.

DESCRIPTION

FIG. 1 is a perspective view of a confectionary strand, showing our new design in an exemplary embodiment;

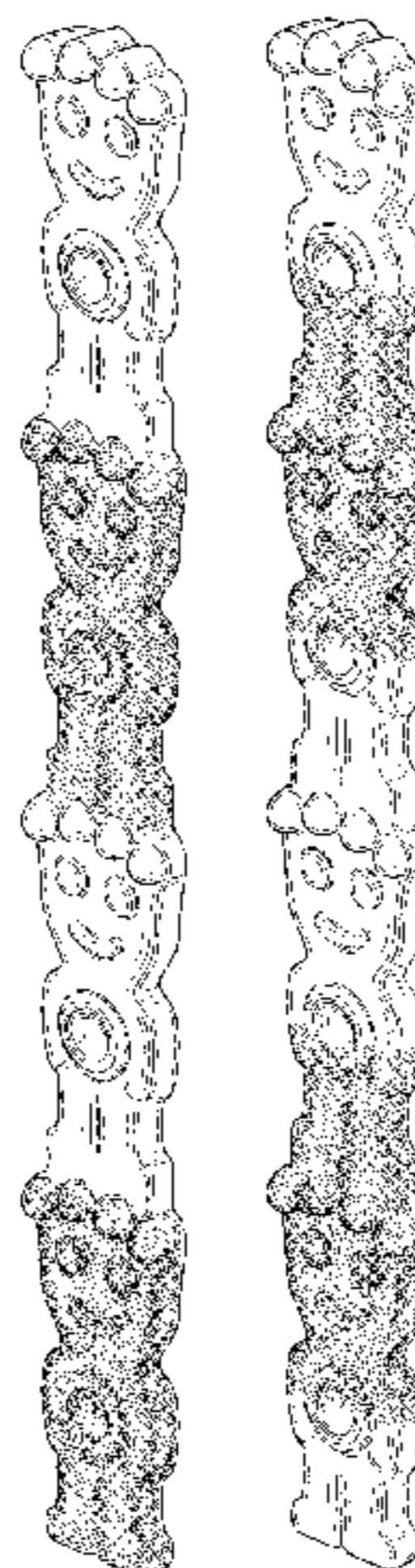


FIG. 2 is a front elevation view of the embodiment shown in FIG. 1;
FIG. 3 is a back elevation view of the embodiment shown in FIG. 1;
FIG. 4 is a side elevation view of the embodiment shown in FIG. 1;
FIG. 5 is a another side elevation view of the embodiment shown in FIG. 1;
FIG. 6 is a top plan view of the embodiment shown in FIG. 1;
FIG. 7 is a bottom plan view of the embodiment shown in FIG. 1;
FIG. 8 is a perspective view of a confectionary strand, showing our new design in another exemplary embodiment;
FIG. 9 is a front elevation view of the embodiment shown in FIG. 8;
FIG. 10 is a back elevation view of the embodiment shown in FIG. 8;
FIG. 11 is a side elevation view of the embodiment shown in FIG. 8;
FIG. 12 is a another side elevation view of the embodiment shown in FIG. 8;
FIG. 13 is a top plan view of the embodiment shown in FIG. 8;
FIG. 14 is a bottom plan view of the embodiment shown in FIG. 8;
FIG. 15 is a perspective view of a confectionary strand, showing our new design in another exemplary embodiment;
FIG. 16 is a front elevation view of the embodiment shown in FIG. 15;
FIG. 17 is a back elevation view of the embodiment shown in FIG. 15;
FIG. 18 is a side elevation view of the embodiment shown in FIG. 15;
FIG. 19 is a another side elevation view of the embodiment shown in FIG. 15;
FIG. 20 is a top plan view of the embodiment shown in FIG. 15;
FIG. 21 is a bottom plan view of the embodiment shown in FIG. 15;
FIG. 22 is a perspective view of a confectionary strand, showing our new design in another exemplary embodiment;
FIG. 23 is a front elevation view of the embodiment shown in FIG. 22;
FIG. 24 is a back elevation view of the embodiment shown in FIG. 22;
FIG. 25 is a side elevation view of the embodiment shown in FIG. 22;
FIG. 26 is a another side elevation view of the embodiment shown in FIG. 22;
FIG. 27 is a top plan view of the embodiment shown in FIG. 22;
FIG. 28 is a bottom plan view of the embodiment shown in FIG. 22;
FIG. 29 is a perspective view of a confectionary strand, showing our new design in another exemplary embodiment;
FIG. 30 is a froth elevation view of the embodiment shown in FIG. 29;

FIG. 31 is a back elevation view of the embodiment shown in FIG. 29;
FIG. 32 is a side elevation view of the embodiment shown in FIG. 29;
FIG. 33 is a another side elevation view of the embodiment shown in FIG. 29;
FIG. 34 is a top plan view of the embodiment shown in FIG. 29;
FIG. 35 is a bottom plan view of the embodiment shown in FIG. 29;
FIG. 36 is a perspective view of a confectionary strand, showing our new design in another exemplary embodiment;
FIG. 37 is a front elevation view of the embodiment shown in FIG. 36;
FIG. 38 is a back elevation view of the embodiment shown in FIG. 36;
FIG. 39 is a side elevation view of the embodiment shown in FIG. 36;
FIG. 40 is a another side elevation view of the embodiment shown in FIG. 36;
FIG. 41 is a top plan view of the embodiment shown in FIG. 36;
FIG. 42 is a bottom plan view of the embodiment shown in FIG. 36;
FIG. 43 is a perspective view of a confectionary strand, showing our new design in another exemplary embodiment;
FIG. 44 is a front elevation view of the embodiment shown in FIG. 43;
FIG. 45 is a back elevation view of the embodiment shown in FIG. 43;
FIG. 46 is a side elevation view of the embodiment shown in FIG. 43;
FIG. 47 is a another side elevation view of the embodiment shown in FIG. 43;
FIG. 48 is a top plan view of the embodiment shown in FIG. 43;
FIG. 49 is a bottom plan view of the embodiment shown in FIG. 43;
FIG. 50 is a perspective view of a confectionary strand, showing our new design in another exemplary embodiment;
FIG. 51 is a front elevation view of the embodiment shown in FIG. 50;
FIG. 52 is a back elevation view of the embodiment shown in FIG. 50;
FIG. 53 is a side elevation view of the embodiment shown in FIG. 50;
FIG. 54 is a another side elevation view of the embodiment shown in FIG. 50;
FIG. 55 is a top plan view of the embodiment shown in FIG. 50; and,
FIG. 56 is a bottom plan view of the embodiment shown in FIG. 50.
The broken lines in FIGS. 8-20, 22-26, 28, 36-48, 50-54 and 56 illustrate portions of the confectionary strand that form no part of the claimed design. The dash-dot-dash lines in FIGS. 8-12, 15-19, 22-26, 36-40, 43-47 and 50-54 represent the boundary of the claimed portions of the confectionary strand and form no part of the claimed design.

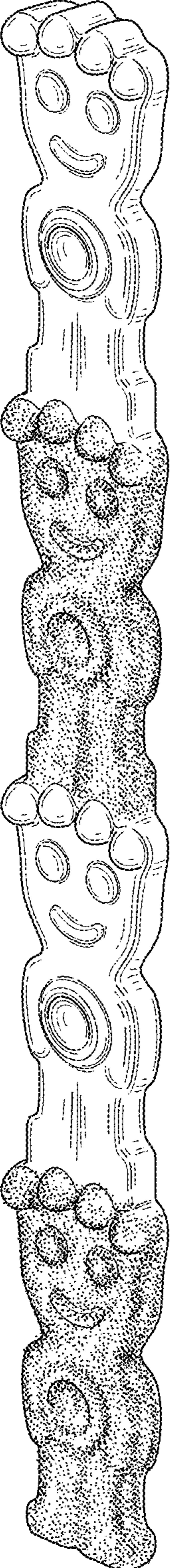


FIG. 1

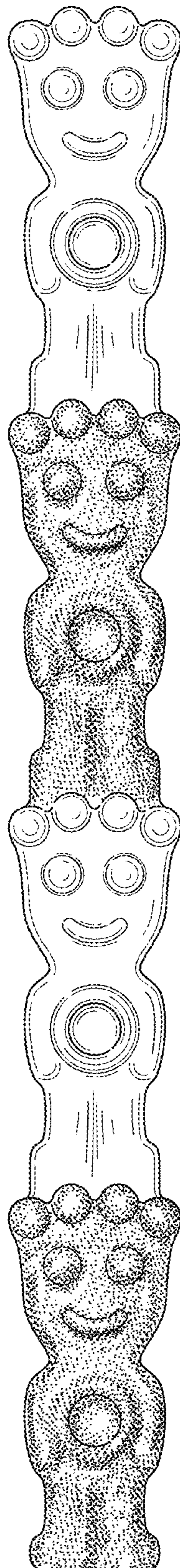


FIG. 2

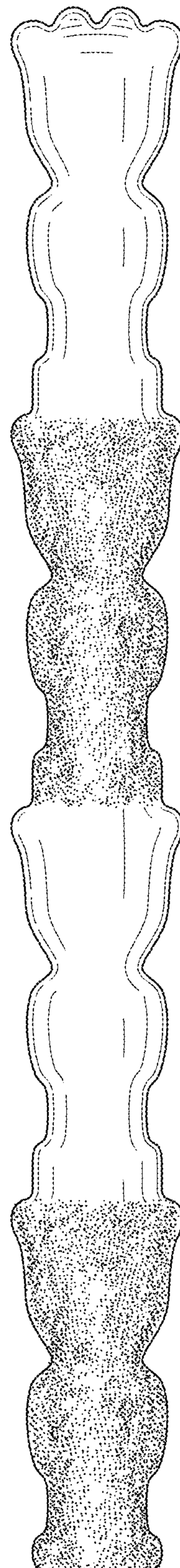


FIG. 3

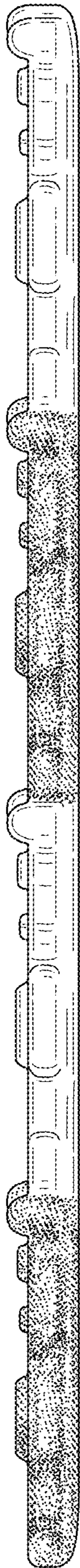


FIG. 4



FIG. 7



FIG. 5

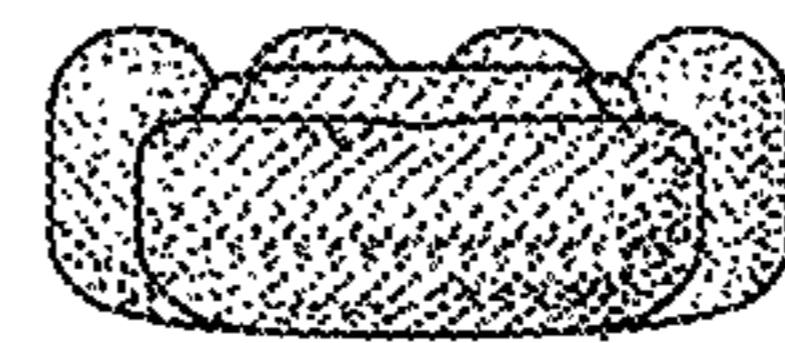


FIG. 6

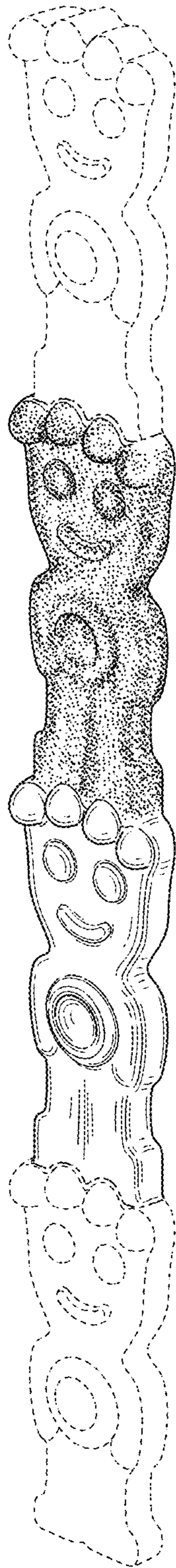


FIG. 8

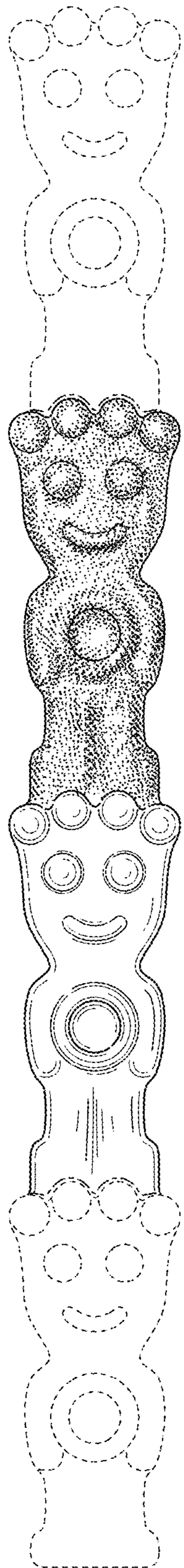


FIG. 9

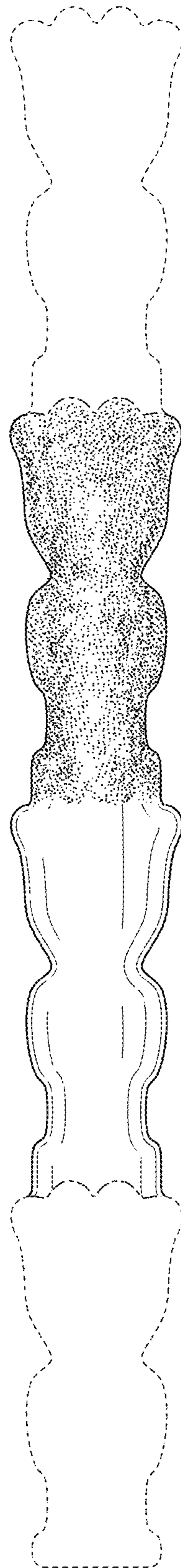


FIG. 10




FIG. 11



FIG. 12




FIG. 13




FIG. 14

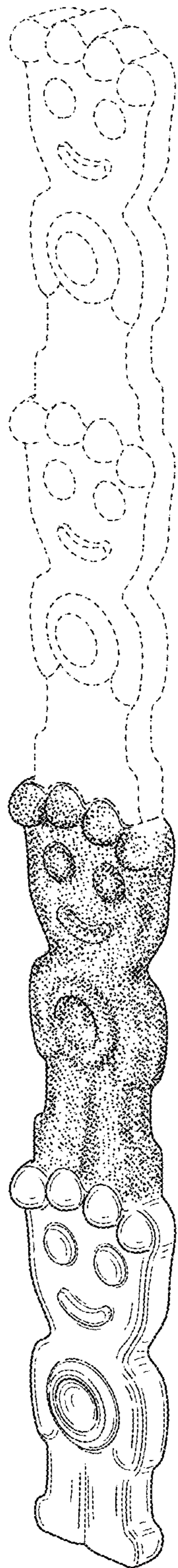


FIG. 15

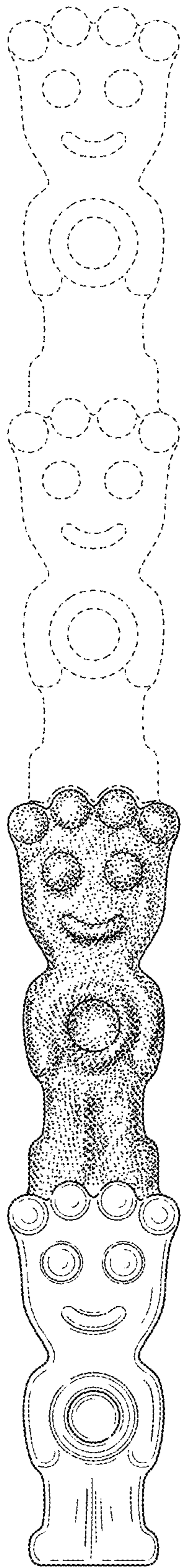


FIG. 16

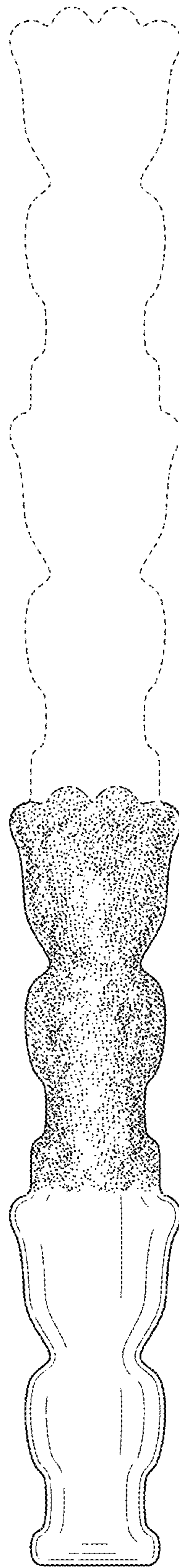


FIG. 17




FIG. 18




FIG. 19




FIG. 20

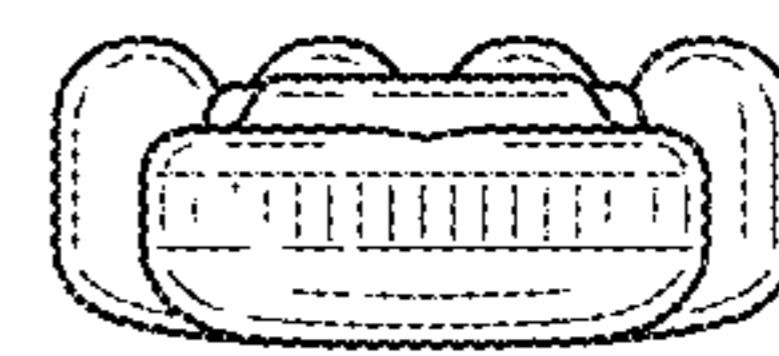


FIG. 21

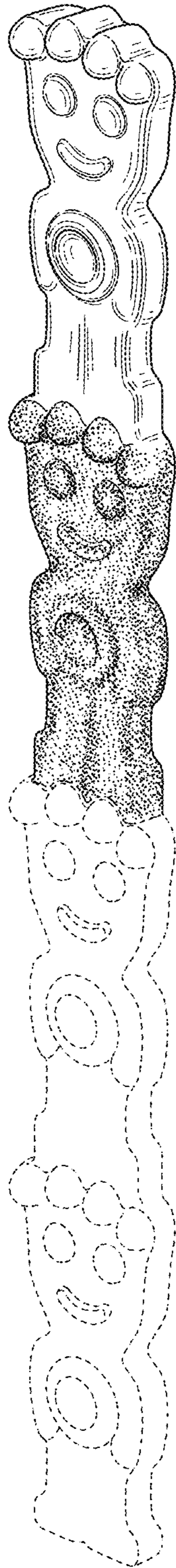


FIG. 22

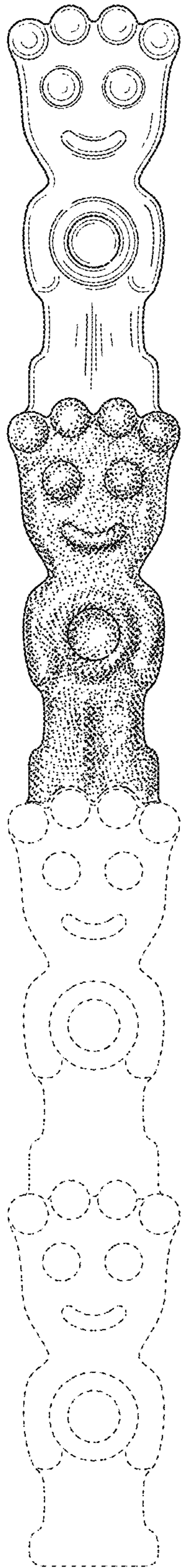


FIG. 23

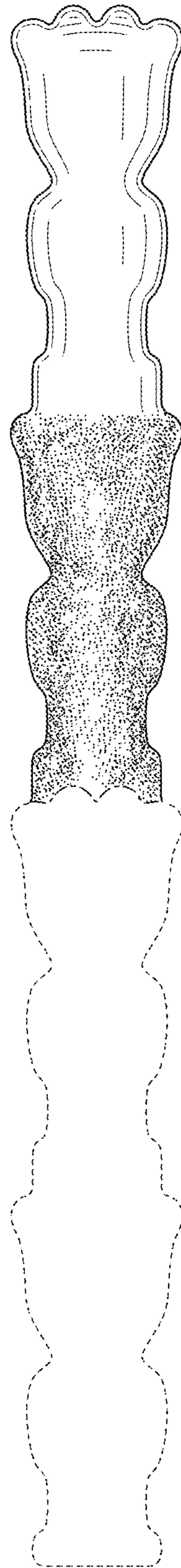


FIG. 24



FIG. 25



FIG. 26



FIG. 27




FIG. 28



FIG. 29

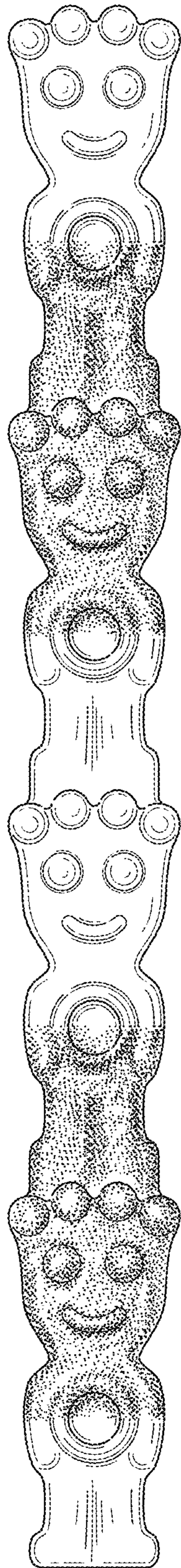


FIG. 30

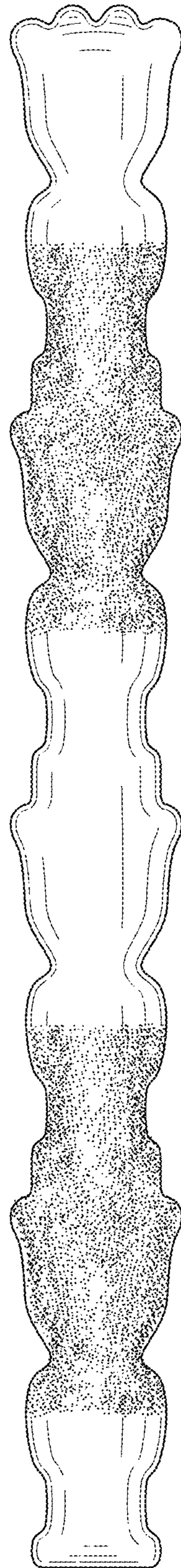


FIG. 31

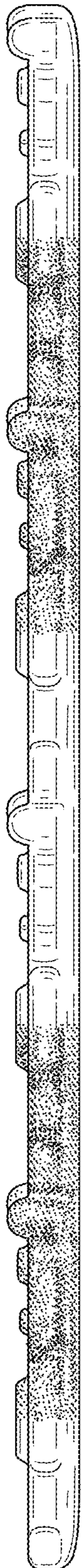


FIG. 32

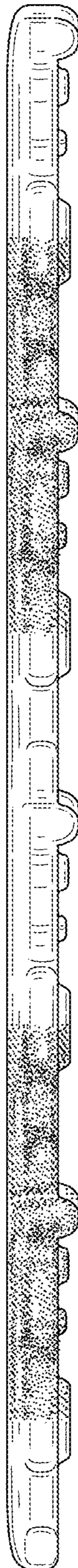


FIG. 33



FIG. 34



FIG. 35

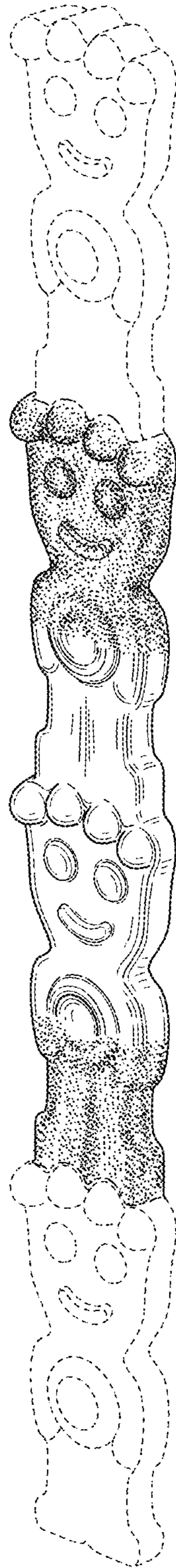


FIG. 36

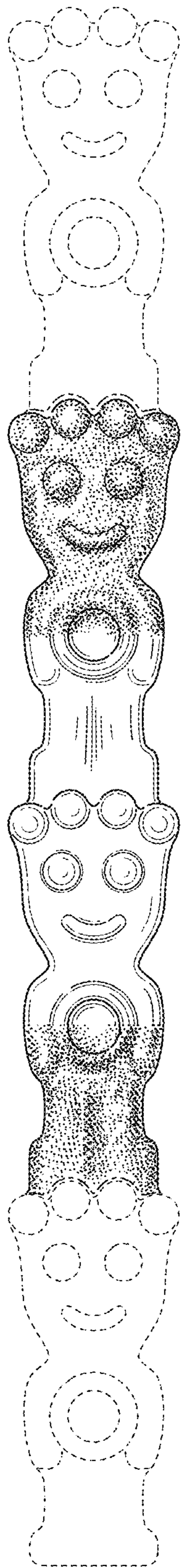


FIG. 37

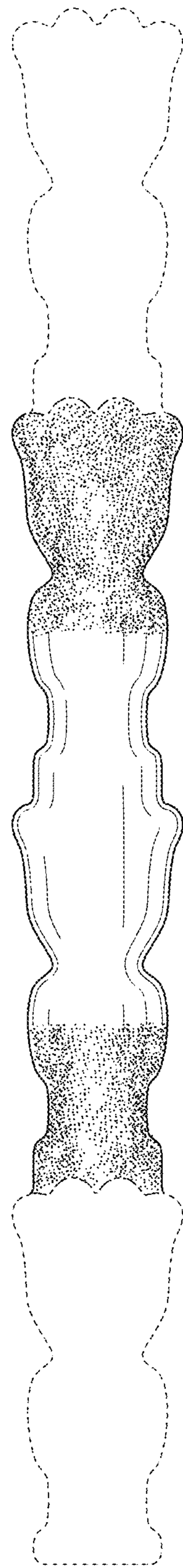


FIG. 38

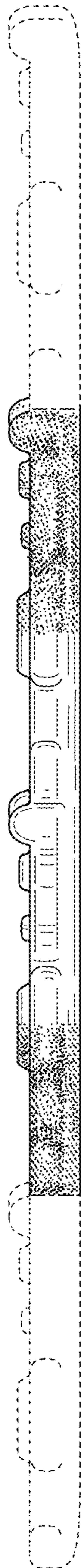


FIG. 39

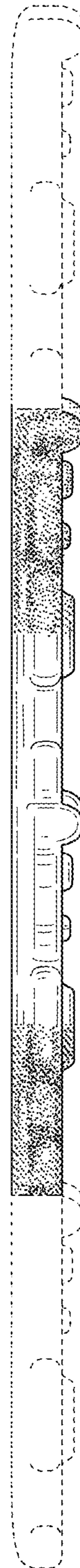


FIG. 40




FIG. 41




FIG. 42

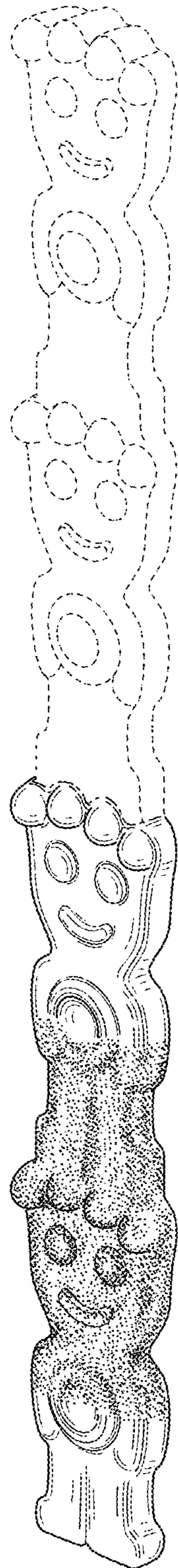


FIG. 43

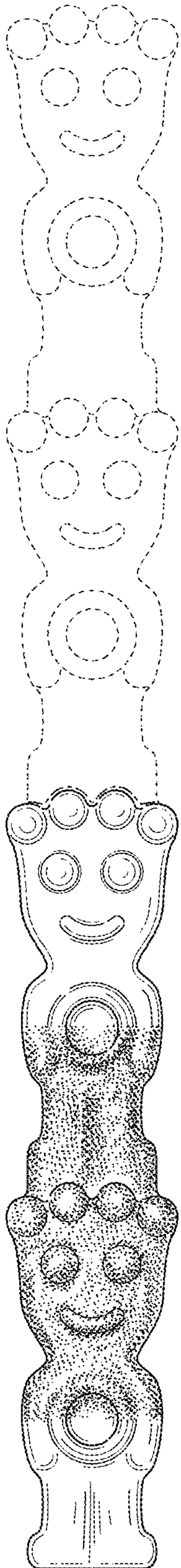


FIG. 44

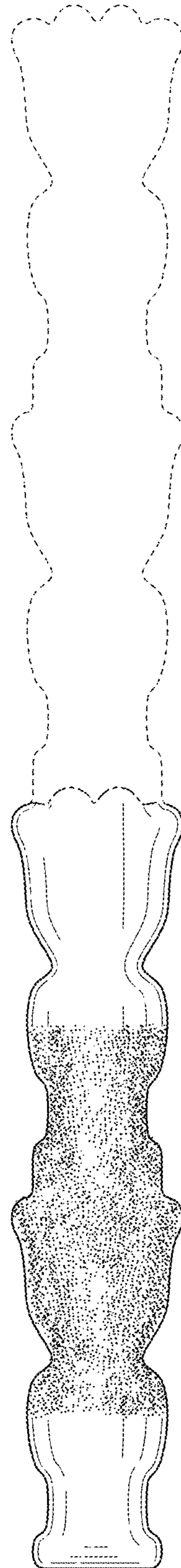


FIG. 45

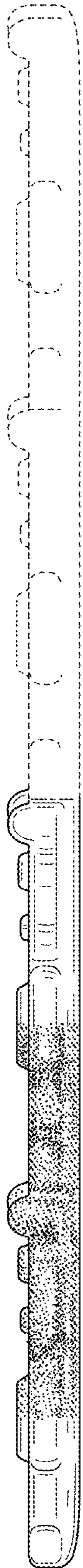


FIG. 46



FIG. 47



FIG. 48




FIG. 49

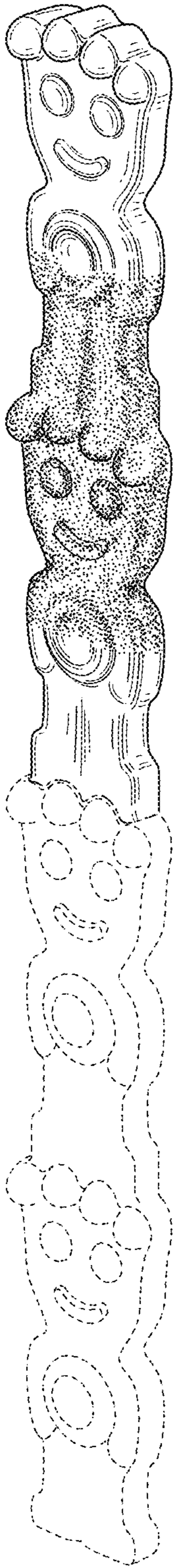


FIG. 50

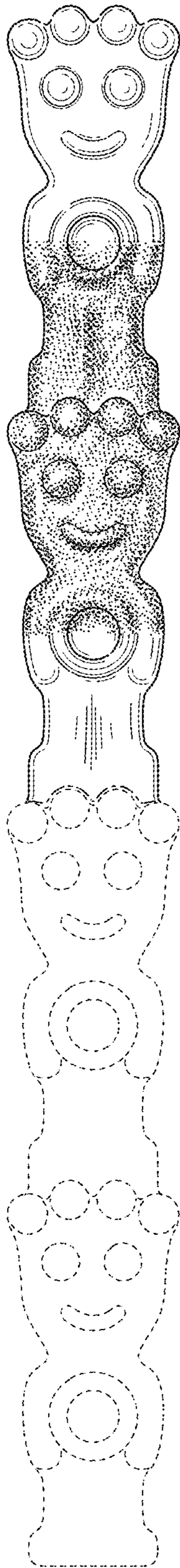


FIG. 51

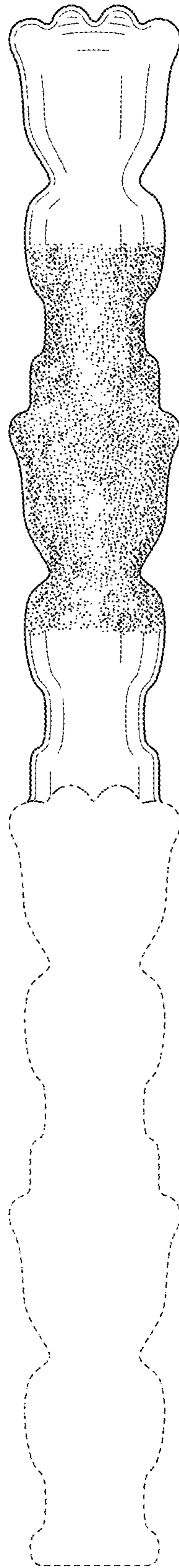


FIG. 52

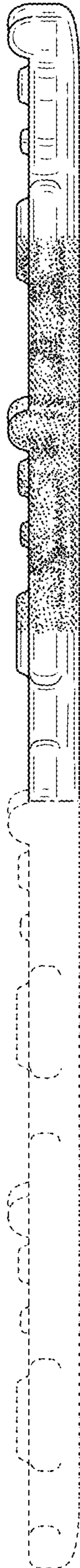


FIG. 53



FIG. 54



FIG. 55




FIG. 56