

US00D779148S

(12) **United States Design Patent** (10) **Patent No.:** **US D779,148 S**
Lee et al. (45) **Date of Patent:** **** Feb. 14, 2017**

(54) **AUTOMATED TELLER MACHINE**

(71) Applicant: **Nautilus Hyosung Inc.**, Seoul (KR)

(72) Inventors: **Hee Youn Lee**, Sungnam-si (KR); **Joon Hee Kim**, Seoul (KR); **Jae Min Park**, Anyang-si (KR); **Jae Min Cha**, Sungnam-si (KR)

(73) Assignee: **Nautilus Hyosung Inc.**, Seoul (KR)

(**) Term: **15 Years**

(21) Appl. No.: **29/535,141**

(22) Filed: **Aug. 4, 2015**

(51) **LOC (10) Cl.** **99-00**

(52) **U.S. Cl.**
USPC **D99/28**

(58) **Field of Classification Search**
USPC .. D99/28, 34, 35, 36, 43, 99; D14/300–302, D14/305, 307, 900–902; D18/3.1–3.3, D18/4.1–4.6, 12.1–12.3; D21/324, D21/325, 329, 369, 370
CPC E05B 65/0071; E05B 65/0075; E05G 1/00; E05G 1/005; E05G 5/00; E05G 5/006; E05G 27/00; E05G 27/02; G07B 1/00; G06Q 20/10; G06Q 20/102; G06Q 20/105; G06Q 20/108; G06Q 20/1085; G06Q 20/18; G06Q 20/20
See application file for complete search history.

(56) **References Cited**

U.S. PATENT DOCUMENTS

D419,277 S * 1/2000 Ishii D99/28
D449,420 S * 10/2001 Sommerville D99/28
D449,726 S * 10/2001 Lin D99/28
D505,765 S * 5/2005 Swaine D99/28
D529,255 S * 9/2006 Sato D99/28

D603,125 S * 10/2009 Lara Bartolome D99/28
D626,544 S * 11/2010 Bleck D14/307
D626,545 S * 11/2010 Bleck D14/307
D631,676 S * 2/2011 Kruse D6/699
D678,652 S * 3/2013 Budde D14/901
D679,885 S * 4/2013 Pollmann D99/28
D689,665 S * 9/2013 Pollmann D99/28
D707,013 S * 6/2014 Perez Pina D99/28
D707,014 S * 6/2014 Perez Pina D99/28
D708,814 S * 7/2014 Lee D99/28
D713,115 S * 9/2014 Perez Pina D99/28
D721,215 S * 1/2015 Lee D99/28
D721,341 S * 1/2015 Lee D13/182
D732,263 S * 6/2015 Budde D99/28
D757,389 S * 5/2016 Lee D99/28
2004/0262379 A1 * 12/2004 Gomes G06Q 30/06
235/379
2008/0296365 A1 * 12/2008 Schliebe G01G 19/52
235/379
2009/0057398 A1 * 3/2009 Douglass G07F 19/20
235/379

* cited by examiner

Primary Examiner — Elizabeth J Oswecki
(74) *Attorney, Agent, or Firm* — Fenwick & West LLP

(57) **CLAIM**

The ornamental design for an automated teller machine, as shown and described.

DESCRIPTION

FIG. 1 is a perspective view of an automated teller machine, showing our new design;
FIG. 2 is a front view thereof;
FIG. 3 is a rear view thereof;
FIG. 4 is a left side view thereof;
FIG. 5 is a right side view thereof;
FIG. 6 is a top view thereof; and,
FIG. 7 is a bottom view thereof.

1 Claim, 7 Drawing Sheets

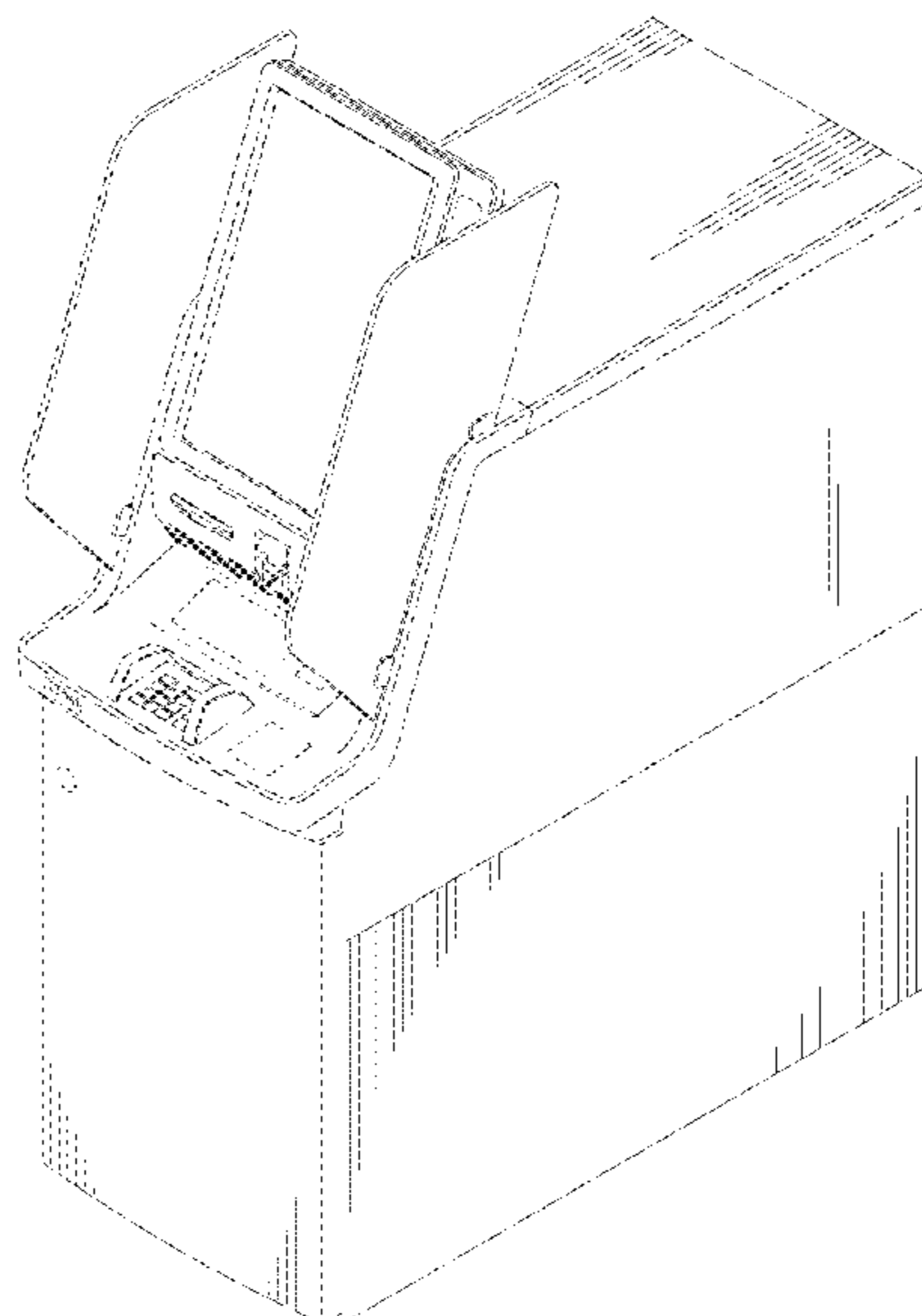


Fig 1

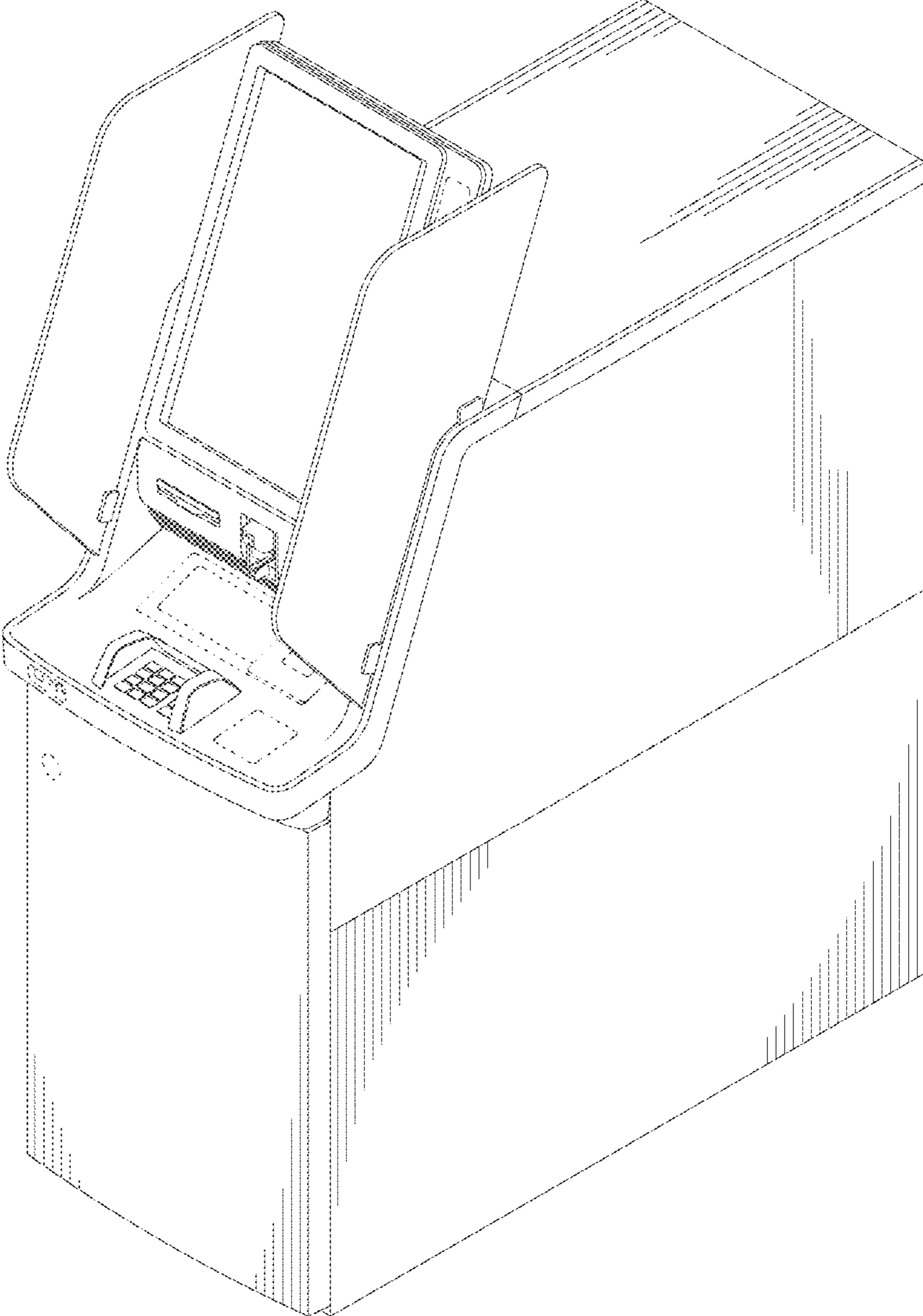


Fig 2

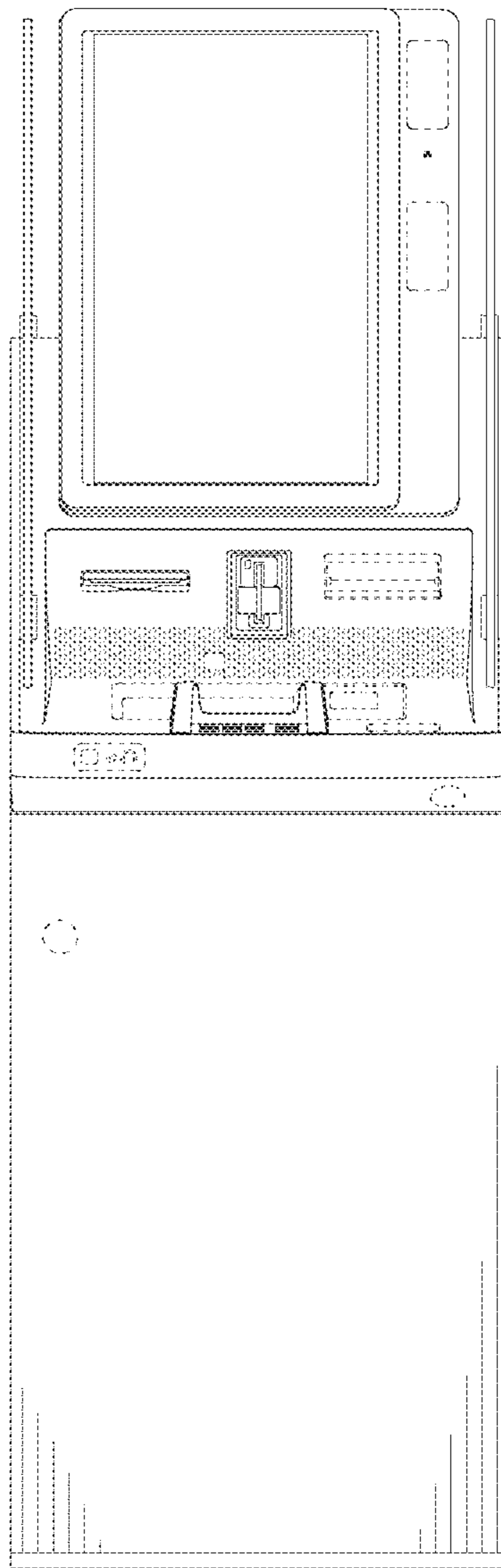


Fig 3

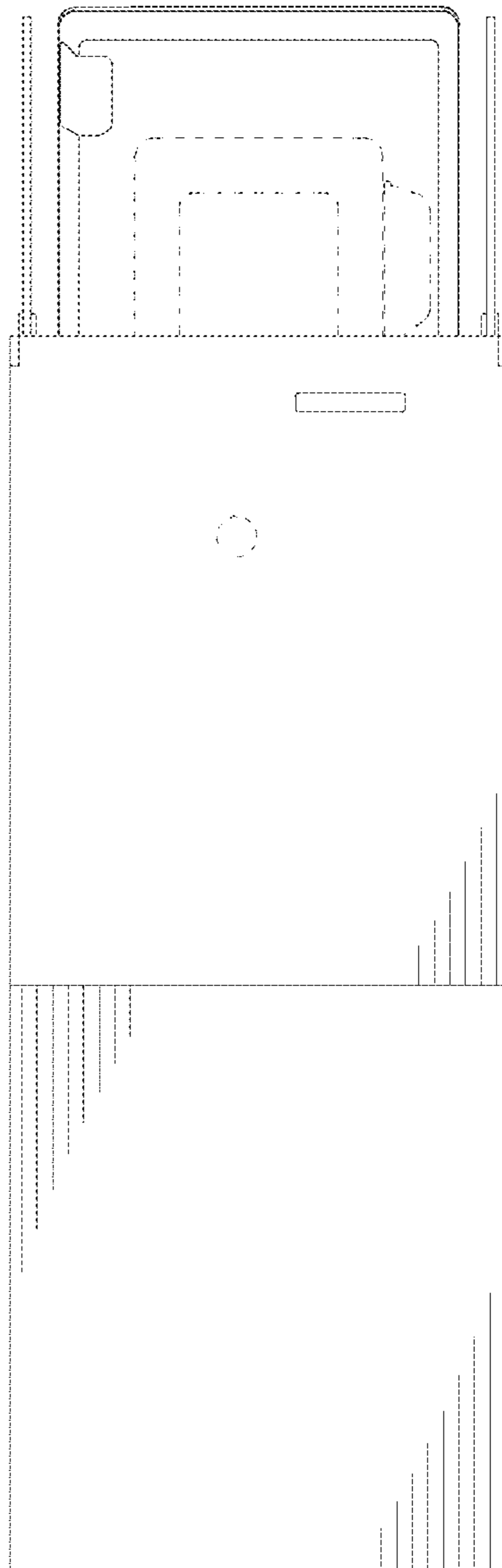


Fig 4

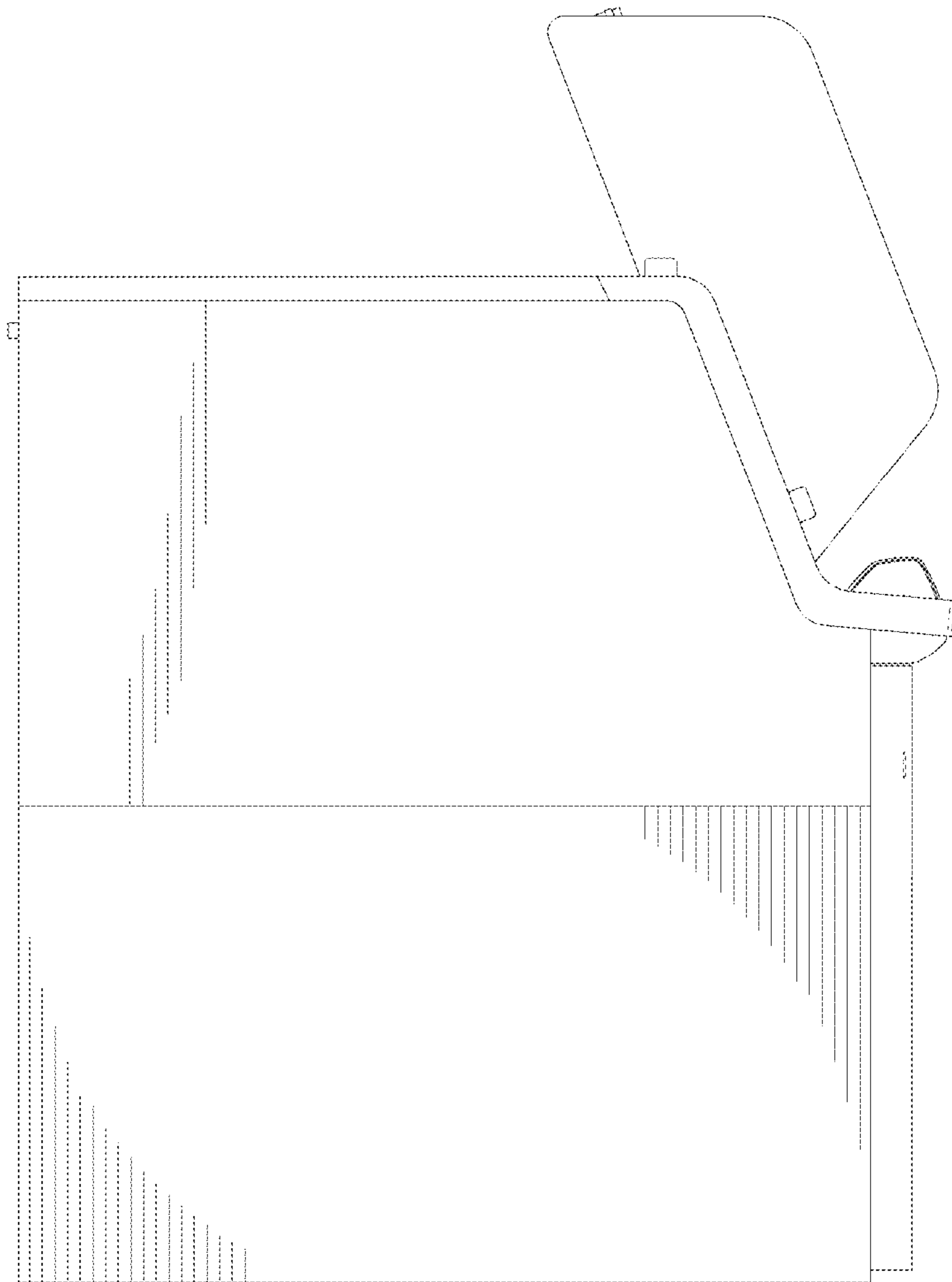


Fig 5

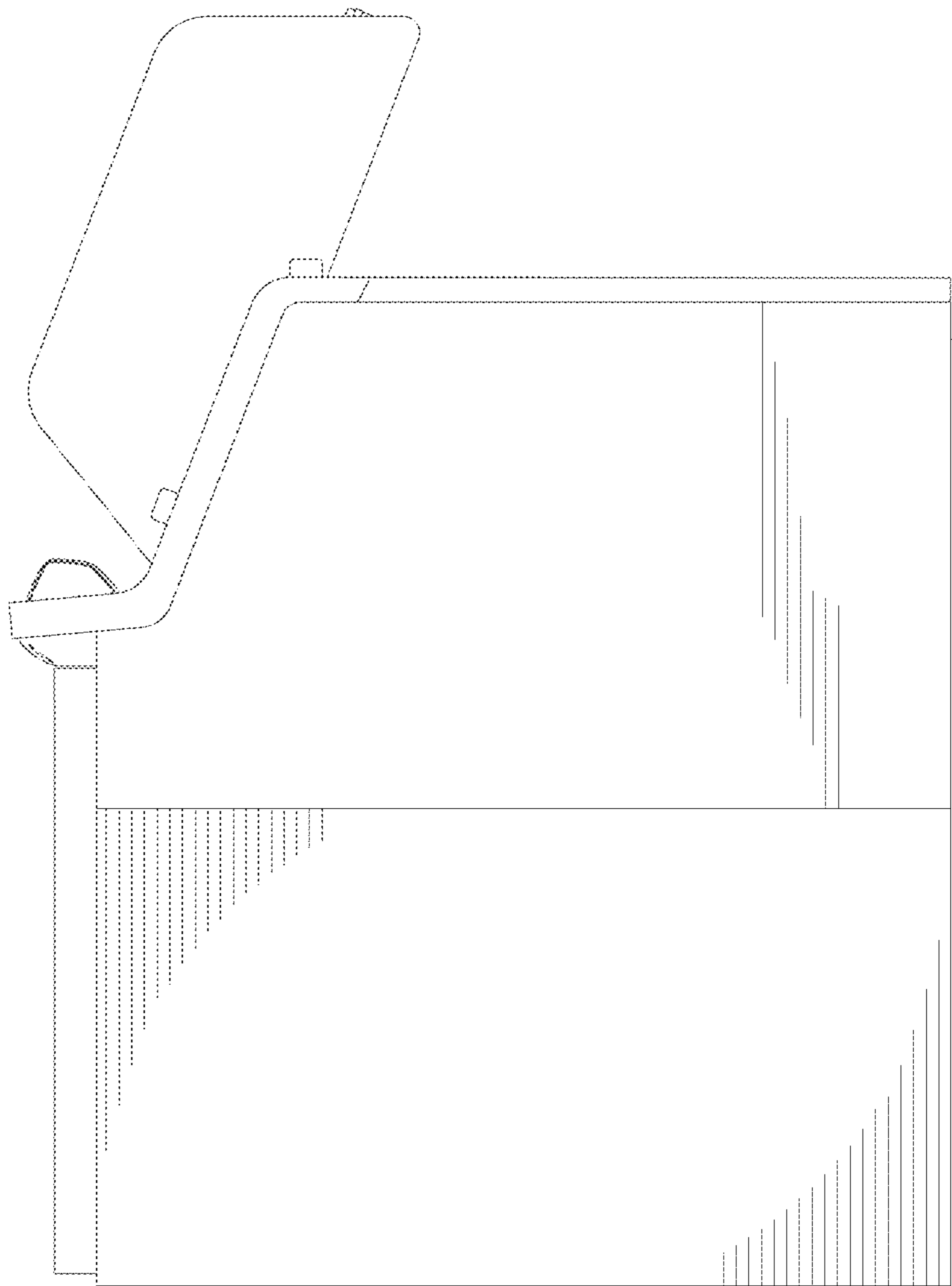


Fig 6

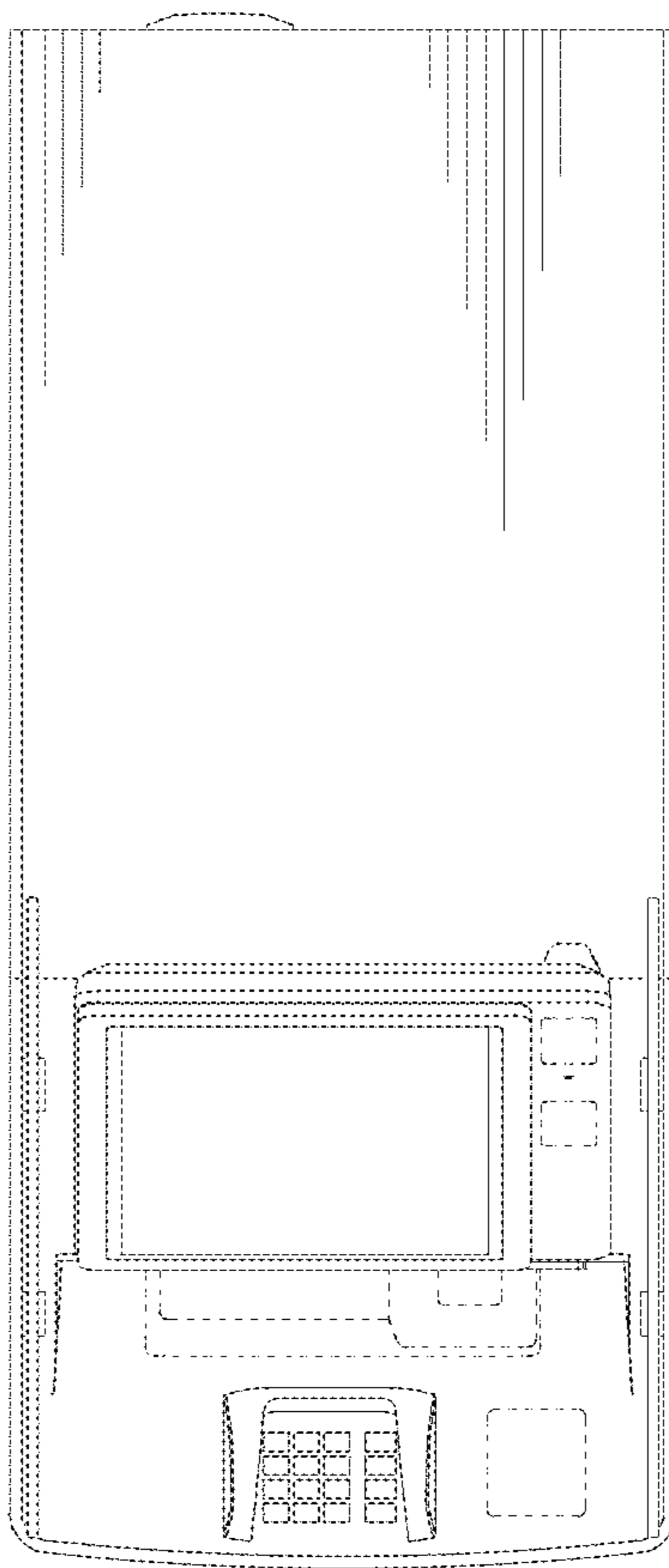


Fig 7

