



US00D779137S

(12) **United States Design Patent** (10) **Patent No.:** **US D779,137 S**
Taylor (45) **Date of Patent:** **** Feb. 14, 2017**

(54) **COSMETIC BRUSH CLEANING APPARATUS**

(71) Applicant: **Fierra Taylor**, Dallas, TX (US)

(72) Inventor: **Fierra Taylor**, Dallas, TX (US)

(73) Assignee: **Lilumia International Ltd.** (IE)

(**) Term: **14 Years**

(21) Appl. No.: **29/526,631**

(22) Filed: **May 12, 2015**

(51) **LOC (10) Cl.** **15-05**

(52) **U.S. Cl.**
USPC **D32/1**

(58) **Field of Classification Search**
USPC D9/643; D28/10, 12, 19; D32/1, 3, 4, 5,
D32/6, 8, 10, 12, 13, 9; 27/1; D7/594;
D10/40; D99/5; 68/3 R
CPC D06F 37/266; D06F 37/267; D06F 37/268;
F04B 39/121; A61G 17/08
See application file for complete search history.

(56) **References Cited**

U.S. PATENT DOCUMENTS

2,853,085	A	9/1958	Torkelson	
2,994,330	A	8/1961	Catlin et al.	
D191,469	S *	10/1961	Lewis	D32/5
3,129,451	A	4/1964	Colaianni	
3,225,377	A	12/1965	Winter et al.	
3,805,318	A	4/1974	Marquette	
3,982,296	A	9/1976	Russo	
D276,705	S *	12/1984	Oliveri	D10/40
D318,240	S *	7/1991	Pang	D10/40
5,107,877	A	4/1992	Chipman	
5,652,991	A	8/1997	Kashani	
5,701,626	A	12/1997	Zara et al.	
5,881,876	A	3/1999	Nonomura et al.	
D421,216	S *	2/2000	Abrams	D9/643
D492,822	S *	7/2004	Wang	D32/1
D513,341	S *	12/2005	Ullmann	D28/44

D516,257	S	2/2006	Brackett et al.	
7,086,112	B2	8/2006	Smith et al.	
7,458,944	B2	12/2008	Liste et al.	
7,594,291	B1	9/2009	Carmen	
7,871,651	B2 *	1/2011	Sinichko	A23G 1/505 220/4.01
D669,232	S *	10/2012	Chung	D30/152
8,485,001	B2 *	7/2013	Mette	D06F 37/267 68/139
D703,415	S *	4/2014	Khan	D99/5

(Continued)

Primary Examiner — Manpreet Matharu
Assistant Examiner — Yolanda Robinson
(74) *Attorney, Agent, or Firm* — Law Office of Sam Sokhansanj PLLC

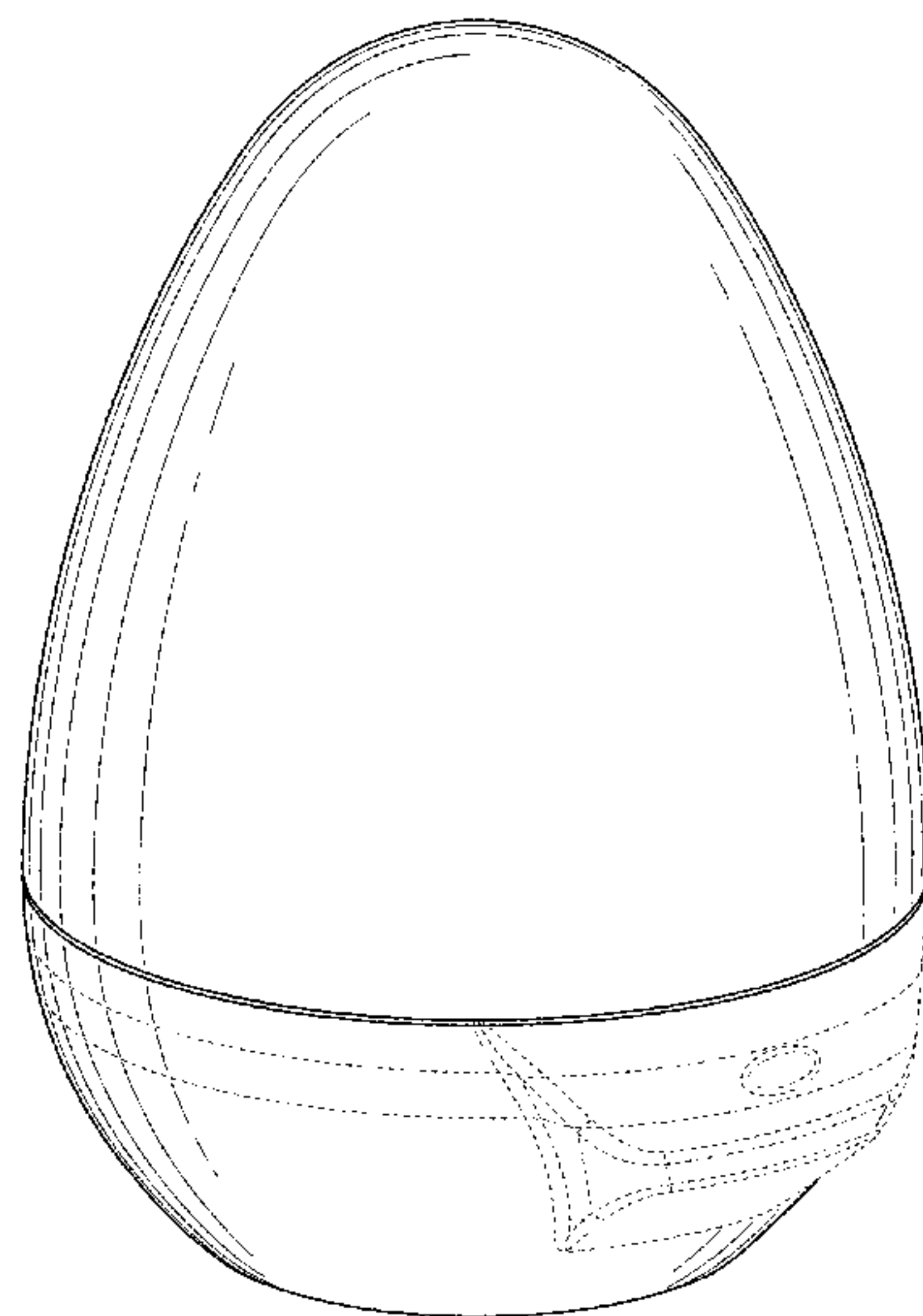
(57) **CLAIM**

I claim the ornamental design for a cosmetic brush cleaning apparatus, as shown and described.

DESCRIPTION

FIG. 1 illustrates an isometric view of the cosmetic brush cleaning apparatus.
FIG. 2 illustrates a front view of the cosmetic brush cleaning apparatus.
FIG. 3 illustrates a rear view of the cosmetic brush cleaning apparatus.
FIG. 4 illustrates a right side view of the cosmetic brush cleaning apparatus.
FIG. 5 illustrates a left side view of the cosmetic brush cleaning apparatus.
FIG. 6 illustrates a top view of the cosmetic brush cleaning apparatus; and,
FIG. 7 illustrates a bottom view of the cosmetic brush cleaning apparatus.
The broken lines shown in the drawings are included for the purpose of illustrating unclaimed portions of the cosmetic brush cleaning apparatus, and form no part of the claimed design.

1 Claim, 7 Drawing Sheets



(56)

References Cited

U.S. PATENT DOCUMENTS

8,763,966 B2 * 7/2014 Stupnik F04B 39/121
248/221.11
D737,136 S * 8/2015 Lam D9/418
D737,540 S * 8/2015 Borella D99/37
D747,621 S * 1/2016 Amerson D7/354
2003/0046798 A1 * 3/2003 Valles Camps A61G 17/08
27/1
2004/0181887 A1 9/2004 Smith et al.
2011/0232681 A1 9/2011 Hatfield
2013/0000062 A1 1/2013 Brackett et al.
2013/0117977 A1 * 5/2013 Kennedy A61G 17/08
27/1
2014/0000052 A1 1/2014 Filho et al.
2014/0096801 A1 4/2014 McCormick et al.
2014/0189969 A1 7/2014 Baker et al.

* cited by examiner

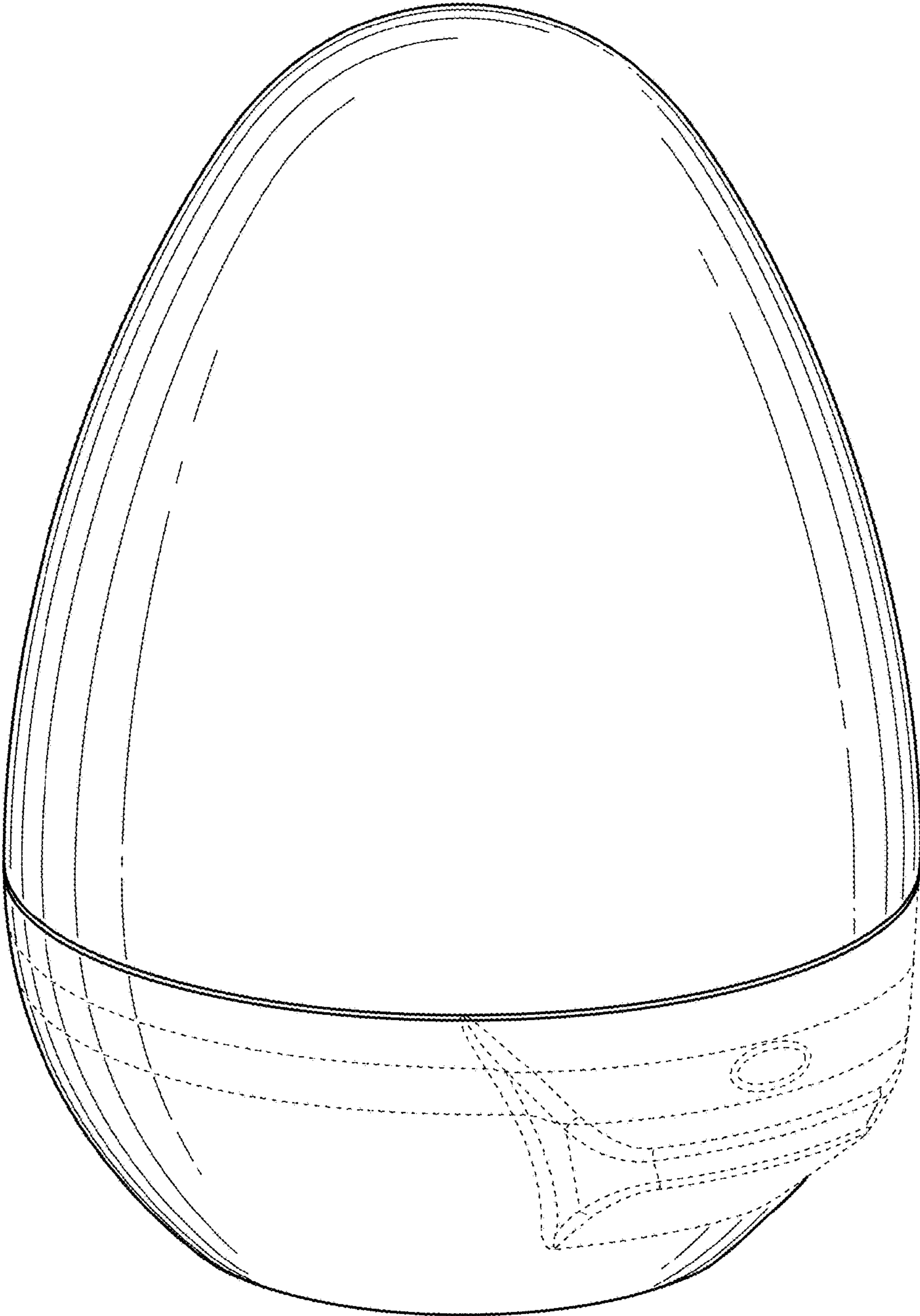


FIG. 1

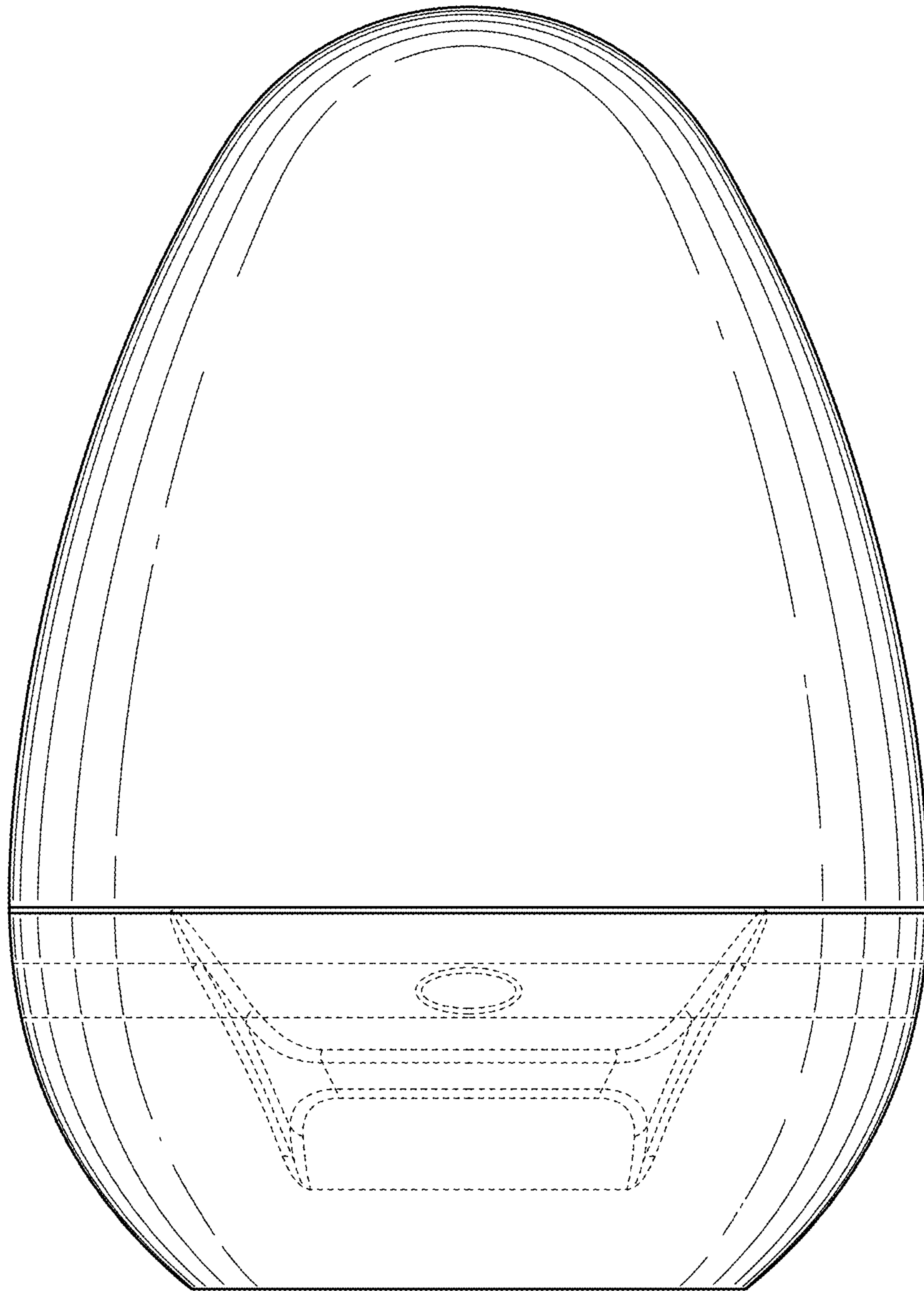


FIG. 2

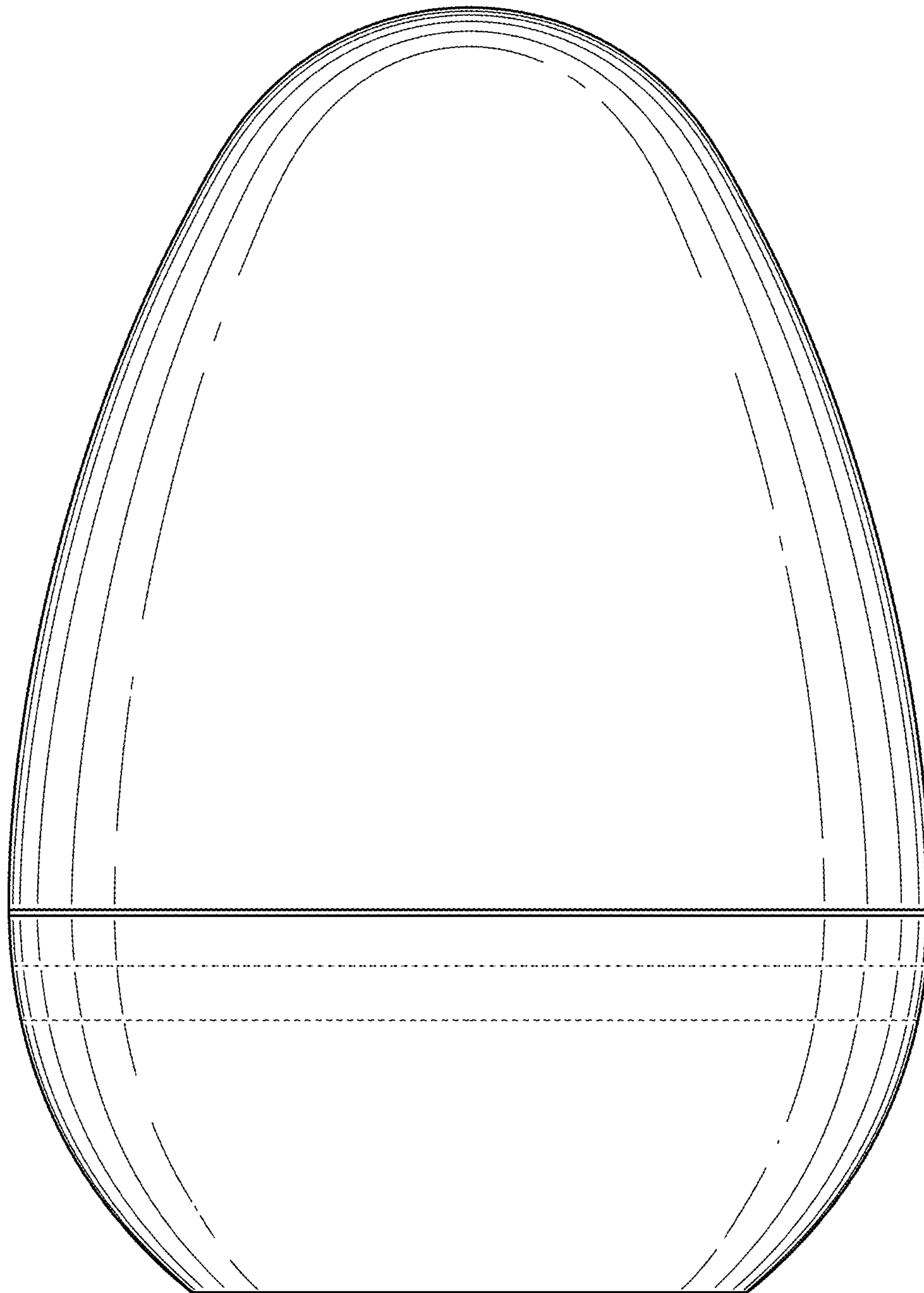


FIG. 3

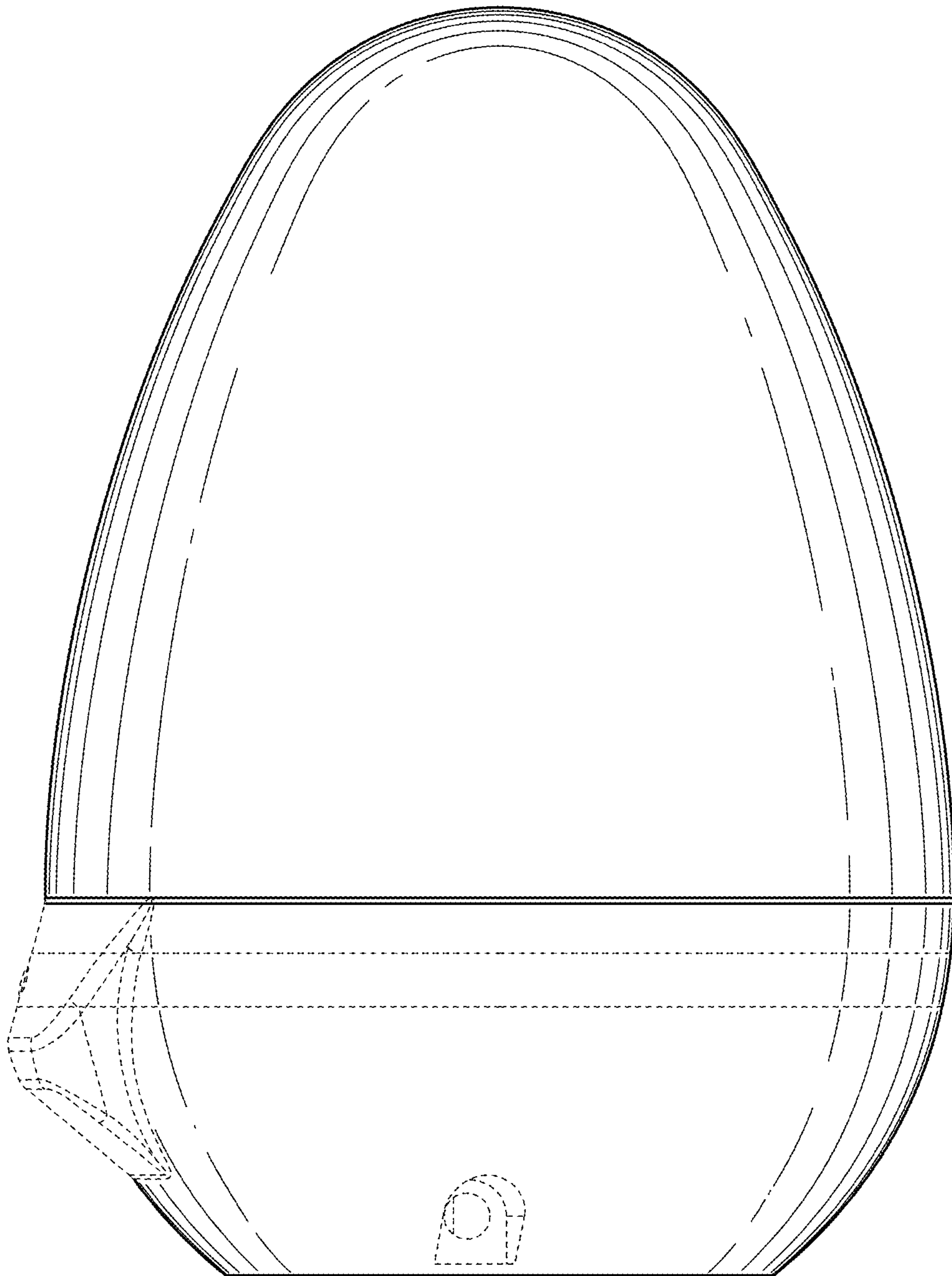


FIG. 4

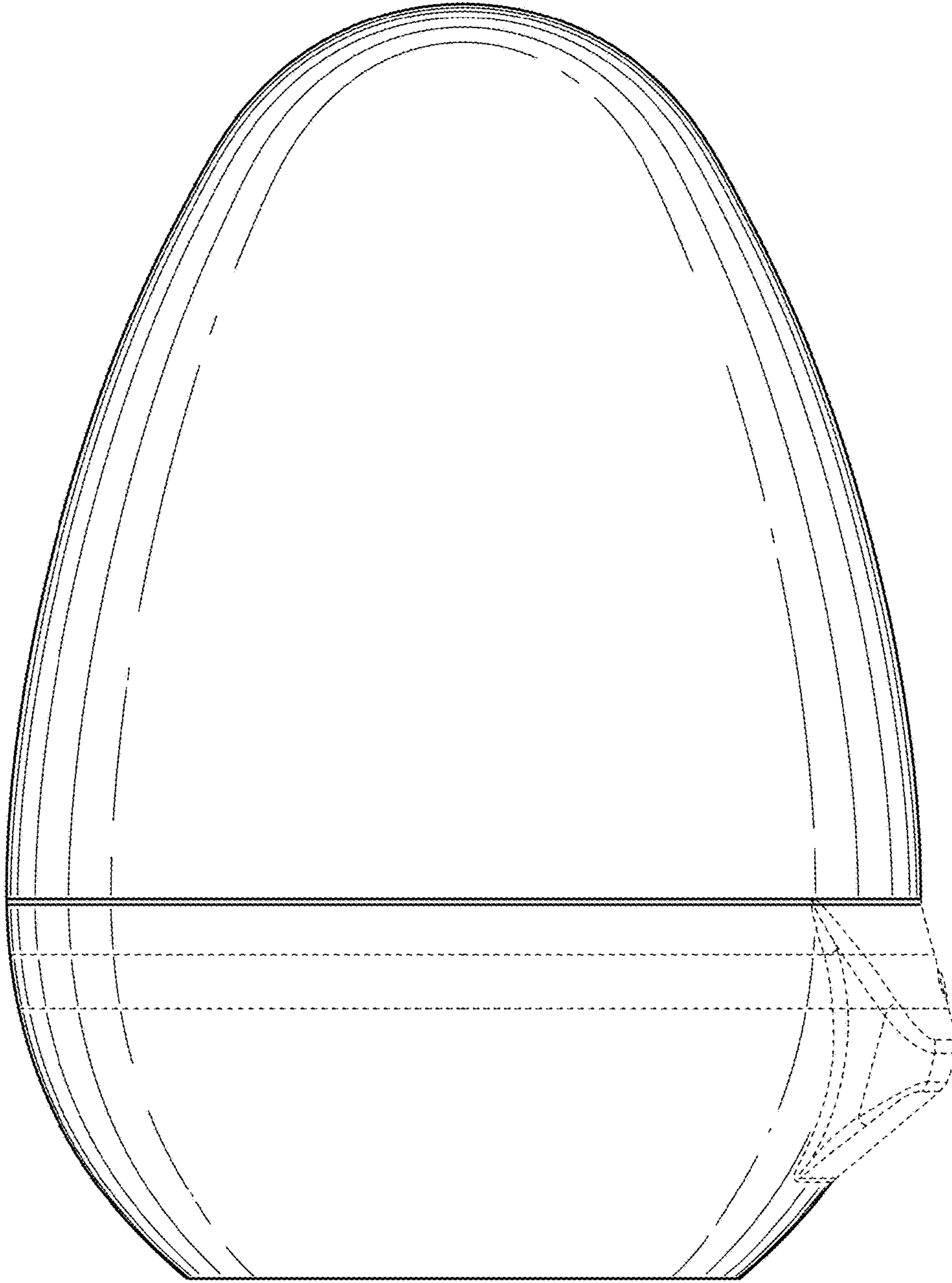


FIG. 5

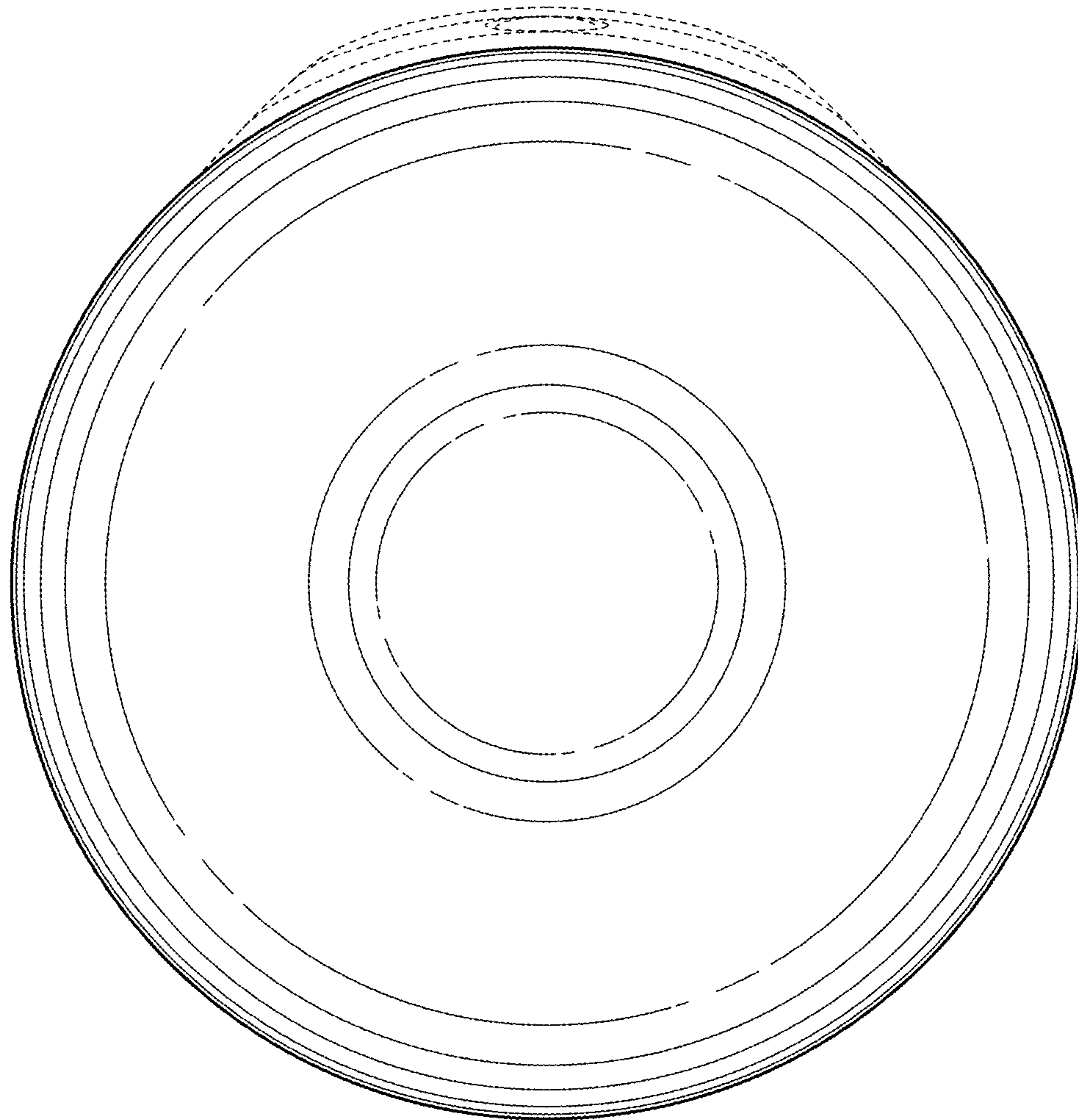


FIG. 6

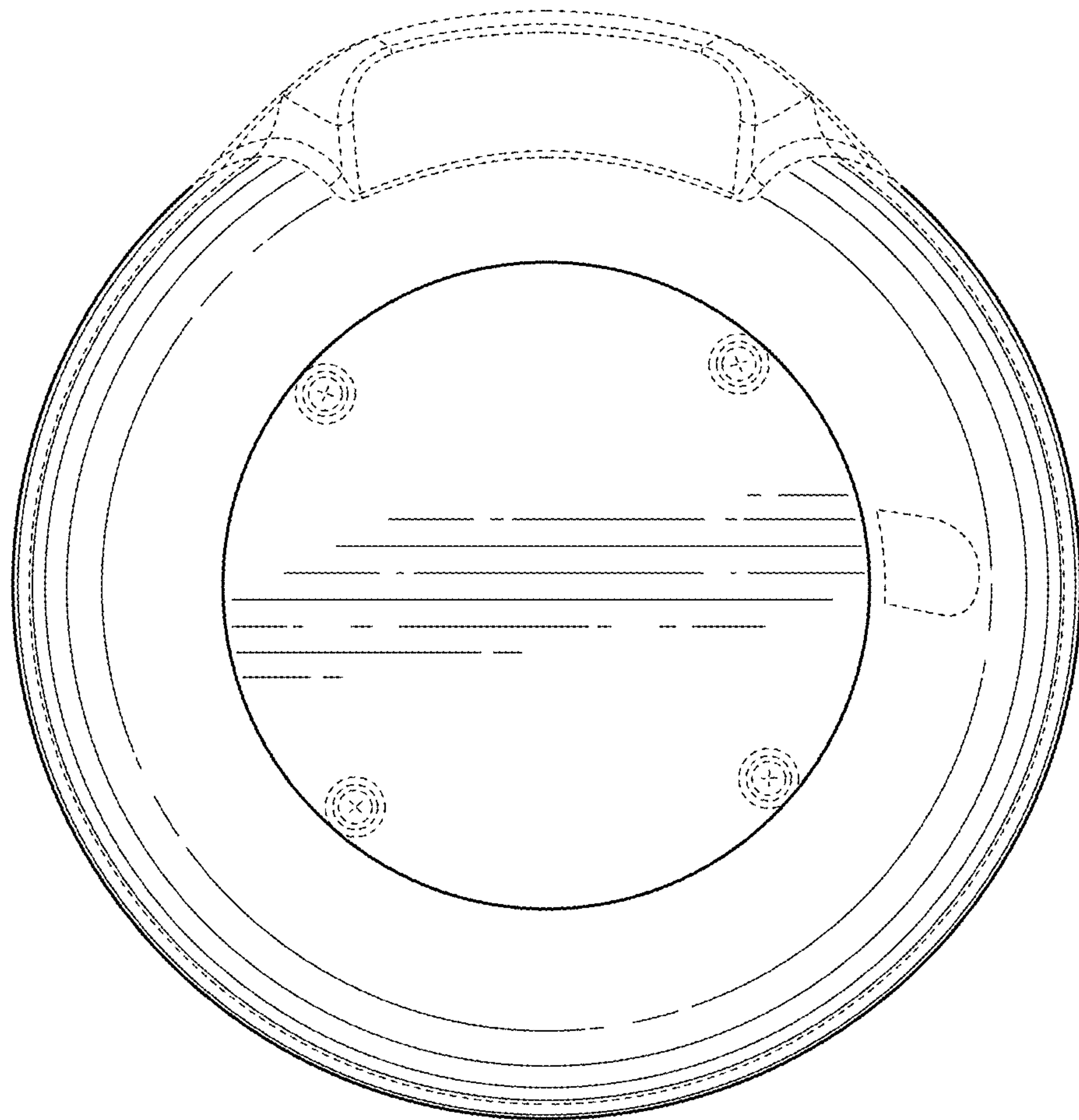


FIG. 7